



# Table of Contents

<b>Introduction</b> .....	4
<b>How To Order</b> .....	5
<b>01 Technical Data</b>	
Extrusion Specifications .....	8
Spring Lock Feature .....	8
Fastener Torque Specifications .....	8
Aluminum Alloy .....	9
Anodizing .....	9
TSLOTS Advantages vs Welding .....	9
Deflection Calculations .....	10
TSLOTS DesignPro Introduction & Benefits .....	11
Want a quick quote now? .....	12
Design Requirements .....	12

## FRACTIONAL

<b>02 Structural Extrusions</b>	
Fraction Extrusions .....	16-54
<b>03 TSLOTS Brackets</b>	
Corner Brackets & Gussets .....	58-70
Joining Strips & Plates .....	71-77
Tee Joining Plates .....	78-80
Cross Plates .....	81-82
Angle Joining Plates .....	83-89
Transition Brackets & Strips .....	90-94
<b>04 Fasteners</b>	
Fastener Application Test .....	98
Economy T-nuts .....	99-100
Standard T-nuts .....	100
Drop In T-nuts .....	101-102
Z-Nuts .....	103
Economy Tslot Studs .....	103
Butt Fasteners .....	103
Anchor Fasteners .....	104-105
Single Tab End Fastener .....	105
End Fasteners .....	106
Screws .....	108-113
Washers & Hex Nuts .....	114-115
<b>05 TSLOTS Hardware</b>	
Hinges .....	118-126
Handles .....	126-129
Door Catches .....	129-134
Door Slide Track .....	135
Cup Holder .....	135
Tube Clamps .....	136
End Caps .....	137
Tool Hangers & Covers .....	138-139
Manifold Plates .....	139-143
Binder & Sensor Blocks .....	144-145
Casters .....	146-150
Caster Base Plates .....	151-152
Glides, Mounts And Feet .....	153-155
Base Plates .....	156-159
Base Plate - Floor Mounts .....	160
45° Supports .....	161

Pivot Joints .....	162
Dynamic Hinges & Arms .....	163-166
Dynamic Hinge Assemblies .....	167-172
Pivot Bracket - 90° .....	173
Structural Hinges & Arms .....	174-178
Structural Hinges Assemblies .....	179-184

## 06 TSLOTS Panels

Plastic Panels .....	188-191
PVC Coated Wire Mesh .....	191
Area Calculator Matrix .....	192
Panel Mount Blocks & Brackets .....	193-194
Panel Retainers .....	195-196
Mesh Panel Retainers .....	197-1968
Backing Plates .....	199
Mesh Panel Retainer Assemblies .....	200
Panel Stiffener & Gaskets .....	201-203
Glass Panel Clamp .....	203-204
Slatwall Panels .....	205

## 07 Stanchions

Single Shaft Base .....	208
Double Shaft Base .....	208
Single Shaft Plates .....	209
Cross Clamp .....	210
Single Shaft Mounting Block .....	210
Single Horizontal Base .....	211
Double Horizontal Base .....	211
Quick Clamp .....	212
Replacement Handle .....	213

## 08 Linear Motion

Deluxe Bearings .....	216-218
Economy Bearings .....	219-221
Machining Services .....	222
Bearing Load Ratings .....	223
Linear Bearing Replacement Pads .....	224-225
Brake Kits .....	226-227
Roller Wheels .....	228
Roller Wheel Bracket and Assemblies .....	229-230

## B-SERIES

### 02 Structural Extrusions

B-SERIES Metric Extrusion .....	234-269
---------------------------------	---------

### 03 TSLOTS Brackets

Corner Gussets & Connector .....	272-273
Cover Caps for Gussets .....	274
3-Way Connector & Caps .....	275
Corner Connectors .....	276
Connection Plates & Strips .....	277-279
Tee Joining Plate .....	280
Corner Brackets .....	281-282

### 04 Fasteners

Roll In T-nuts .....	286-287
Standard T-nuts .....	287
Hammer T-Nuts .....	288
Screws .....	289-293

Washers, Hex & Flange Nuts . . . . .	294	End Caps & Covers . . . . .	415-416
Bolt, Central & Milling Connectors . . . . .	295-297	Casters . . . . .	417-419
<b>05 TSLOTS Hardware</b>		Leveling Feet . . . . .	420-421
Swivel Feet Base & Rods . . . . .	300	Base Plates . . . . .	422-424
Adjustable Leveling Foot . . . . .	301	Floor Mounts . . . . .	425
Hinges . . . . .	301-303	Pivot Joints . . . . .	426-427
Handles . . . . .	303-304	<b>06 TSLOTS Panels</b>	
Magnetic Catch & Door Catches . . . . .	305-307	Plastic Panels . . . . .	430-433
Binding Blocks . . . . .	307-308	PVC Coated Wire Mesh . . . . .	433
Rollers & Plate Connector . . . . .	309	Area Calculator Matrix . . . . .	434
Pivot & Turning Angles . . . . .	310-311	Panel Mount Blocks & Brackets . . . . .	435-436
Base Plates . . . . .	312	Panel Retainers . . . . .	437
End Caps & Covers . . . . .	313	Mesh Panel Retainers . . . . .	438
Tool Hanger & Cup Holder . . . . .	314	Backing Plates . . . . .	439
Profile Connectors . . . . .	315-316	Mesh Panel Retainer Assemblies . . . . .	440
Floor Brackets & Mounts . . . . .	317-319	Panel Stiffener & Gasket . . . . .	440-441
Pivot Joints . . . . .	320-324	Glass Panel Clamp . . . . .	442
Footplates . . . . .	325	Slatwall Panels . . . . .	443
<b>06 TSLOTS Panels</b>		<b>07 Metric Bearings</b>	
Plastic Panels . . . . .	328-331	Economy Bearings . . . . .	446-447
PVC Coated Wire Mesh . . . . .	331	Machining Services . . . . .	448-449
Area Calculator Matrix . . . . .	332	Replacement Pads . . . . .	450
Panel Holder & Mesh Retainer Assembly . . . . .	333	Brake Kits . . . . .	451-452
Uniblock & Clip Block . . . . .	334	<b>ALL SERIES APPLICATIONS</b>	
Plug in Profiles . . . . .	335	<b>09 CONNECT Guarding &amp; LED Lights</b>	
Cover & Reduction Profile . . . . .	336	CONNECT Guarding . . . . .	456-459
Glass Panel Clamp . . . . .	337	LED Lights . . . . .	460-461
<b>METRIC</b>		<b>10 Tools</b>	
<b>02 Structural Extrusions</b>		Allen Wrench Sets . . . . .	464-465
Metric Extrusion . . . . .	340-364	Cutters, Bits, Jigs & Taps . . . . .	466-467
<b>03 TSLOTS Brackets</b>		<b>11 Extrusion Profiles</b>	
Corner Brackets & Gussets . . . . .	368-374	Flat Stock & Tubes . . . . .	470
Joining Strips & Plates . . . . .	375-377	Angles . . . . .	471
Tee Joining Plates . . . . .	377-381	Gusset Profile & Nub . . . . .	472
<b>04 Fasteners</b>		Right Angle Nub Profile . . . . .	473-474
Fastener Application Test . . . . .	384	Panel Mount Profile . . . . .	475
Economy & Standard T-nuts . . . . .	385	Single & Double Flange Bearing Profiles . . . . .	475-476
Drop In T-nuts . . . . .	386-387	Retainer Angles . . . . .	476
Butt & Anchor Fasteners . . . . .	387-388	Door Side Tracks . . . . .	477
End Fasteners . . . . .	388	<b>12 Machining Services</b>	
Single Tab End Fastener . . . . .	389	Slot Locations . . . . .	480
Z-Nuts . . . . .	389	Ordering Notes . . . . .	481
Screws . . . . .	390-393	Order Example . . . . .	482
Washers & Hex Nuts . . . . .	393-394	Cut To Length . . . . .	483
T-Matic Connectors . . . . .	394	Tap . . . . .	484-485
Plate Connectors . . . . .	395	Access Hole . . . . .	486-487
<b>05 TSLOTS Hardware</b>		Counterbore Anchor / Butt Fastening Assembly . . . . .	488
Hinges . . . . .	398-402	Counterbore with Through Hole . . . . .	489
Handles . . . . .	403-405	Door Handle Milling . . . . .	490-491
Door Catches . . . . .	406-411	Bolt & Central Connectors . . . . .	492-493
Door Slide Track . . . . .	411	Panels And Wire Mesh Cut . . . . .	494
Tool Hangers & Clamp . . . . .	412-413	Miter Saw Cuts & Counterbore . . . . .	495
Binder Clips & Binding Blocks . . . . .	413-414	Notch Services . . . . .	496-497

# Appendix

## INTRODUCTION

---

Thank you for ordering the NEW TSLOTS catalog. The TSLOTS catalog has been enhanced to include new profiles, accessories, TSLOTS brackets and many other parts designed to complete your project. TSLOTS is a product offering of Bonnell Aluminum, an aluminum extrusion company that provides stock and custom extrusions. If your project calls for a custom extrusion, we can provide it for you too!

The concept behind the T-Slotted aluminum extrusion is to make assembly of structures faster and easier than using welded steel. That's because the main component of the system is the TSLOTS design: insert a T-Nut and fastener into a T-Slot and tighten. It's that simple. No welding or grinding required. All you need to tighten your TSLOTS design is a few simple hand tools.

When you are done, you have a durable, strong, lightweight structure that's functional and attractive. The high-strength extruded aluminum profiles have a clear and black anodize surface that is scratch and corrosion resistant. Your structure never needs painting and is maintenance free.

## PRODUCT WARRANTY

---

All Bonnell Aluminum (TSLOTS) products are guaranteed to be free of actual defect in material and workmanship for (1) full year from the date product was shipped from the factory. This warranty is limited to replacing or repairing, at Bonnell's option, F.O.B. Bonnell Aluminum, any part which, upon Bonnell inspection, is found to have a defect in material and/or workmanship. Bonnell Aluminum in no event shall be liable for indirect or consequential damages arising out of the use of Bonnell Aluminum products. Components purchased by Bonnell Aluminum for inclusion by Bonnell Aluminum shall be warranted only to the extent set out above and/or to the guarantee or warranty, if any, made by the supplier of said component.

No warranty is made by Bonnell Aluminum, express or implied, that Bonnell Aluminum products as used in a customer's design and specifications are fit for that customer's specific purpose. Apart from the above express warranty, there are no warranties, express, implied or statutory, including, without limitation, warranties of merchantability and fitness for a particular purpose, which extend beyond the description on the face hereof.

All product is shipped via best carrier, unless customer specified, F.O.B. Clearfield, Utah.

» *Returned unused product will be subject to a 20% restocking fee.*

## HOW TO CONTACT US

---

1201 S. Industrial Parkway  
P.O. Box 160350  
Clearfield, Utah 84016-0350

801.773.6282 Direct  
800.824.2049 Toll Free  
877.777.5753 Toll Free Fax

info@tslots.com Email

## MINIMUM ORDERS

---

We don't believe in minimums. If you need it, we'll ship to you. We appreciate all of your business, even the small stuff.



## HOW TO ORDER

The fastest way for your order to be processed is to follow the format below.

### ALWAYS INCLUDE:

- *Ship to address (no P.O. Boxes)*
- *Shipping method*
- *Purchase order number*

### WHEN ORDERING, IT IS BEST TO LIST YOUR ORDER IN PRODUCT GROUPS

1. Extrusions (TSLOTS and Structural)
2. Custom Machining
3. Panels (Plastic, Wire, Alupalite, etc.)
4. Machining Services (Cutting, Tapping, Access Holes, etc. for all aluminum and panels)
5. Hardware (Fasteners, Joining Plates, TSLOTS Brackets, Hinges, Hardware, Accessories, Linear Motion, Stanchions)
6. Special Instructions

	ITEM # (Description)	QTY	LENGTH	MACHINING SERVICE NUMBER
Extrusions	650000 TS 1010	4	22"	660035 Side A and B
	650005 TS 1515	8	45.25"	660028 Side A and B
	650008 TS 1530	2	240"	
	650010 TS 1545	4	15"	660020 in Side A1, A2, A3 B1, B2, B3
Custom Machining	Cust #	4		Custom 45° Angle per drawing
Panels	655432	2	4 sq. ft.	1/4" Clear Polycarb 24" x 24" w/ 4 660097 see drawing
Machining	660002	4		CTL TS 1010
	660003	8		CTL TS 1515
	660007	4		CTL TS 1545
	660035	8		1/4 -20 Tap for TS 1010
	660028	16		15 S. Access Hole .295 thru
	660020	24		15 S Anchor Fastener C'bore
	660062	2		Cut Plastic Panel < 48"
	660097	4		Notch Panel for End Fastener Clear per drawing
Hardware	651161	80		15 S End Fastener w/ screw 5/16-18
	655000	8		TS 1010 End Cap
	655105	10		15 S Black T-Slot Cover
	651138	30		15 S Double End Fastener w/Screw 5/16-18

Special Instructions: \_\_\_\_\_

## CALIFORNIA PROPOSITION 65

**WARNING:** This product can expose you to chemicals including lead, cadmium, and mercury compounds, which are known to the State of California to cause cancer and birth defects or other reproductive harm. For more information go to [www.P65Warnings.ca.gov](http://www.P65Warnings.ca.gov).



# 1 TECHNICAL DATA

# Technical Data & Information

## EXTRUSION SPECIFICATIONS

**Alloy** – 6560 or equivalent\*, T6 Temper

**Yield Strength** (0.2% proof test) – 172 mpa = 25 ksi

**Tensile Strength** (.02% proof test) – 206 mpa = 30 ksi

**Elasticity (E)** – approximately 10,000 ksi

**Hardness** – 12+ Webster Model "B"

**Flatness** – .004" per inch of width

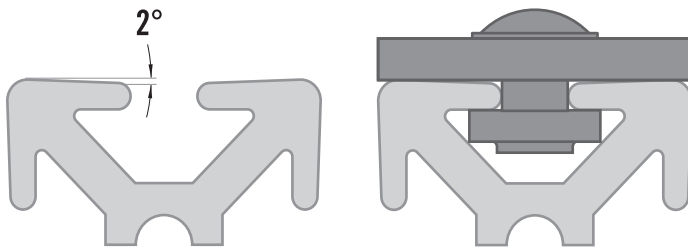
**Straightness** - .0125" per foot of length, not to exceed .120 inches over 20 feet of length

**Twist** – Twist per foot of length does not exceed .25° and total twist over 20 feet of length does not exceed 1.5°

*\*As an extruder, there are many other alloys that we can extrude. If your application calls for a different alloy, let us know and we can extrude it for you.*

## SPRING LOCK FEATURE

Our Fractional and Metric TSLOTS structural extrusions have a 2° taper that spring locks fasteners as they are tightened. Fasteners will not loosen, even under heavy vibration.



## FASTENER TORQUE SPECIFICATIONS

The table (below) indicates the amount of torque needed in foot lbs. to activate the 2° drop lock feature of the extrusion. The nut and bolt combination is pre-loaded when tightened to the minimum torque rating. The pre-loaded state makes a vibration proof connection.

FASTENER DESCRIPTION	TESTED EXTRUSION	MIN FT LBS TORQUE	MAX FT LBS TORQUE
5/16-18 FBHSCS or BHSCS & Economy T-Nut	1.5" x 1.5"	10	20
Economy T-Slot Stud, Washer & Hex Nut	1.5" x 1.5"	25	30
15s Anchor Fastener & Standard T-Nut	1.5" x 1.5"	15	20
15s End Fastener	1.5" x 1.5"	10	22
1/4-20 FBHSCS or BHSCS & Economy T-Nut	1" x 1"	5	10
10s End Fastener	1" x 1"	5	17
10s Anchor Fastener & Standard T-Nut	1" x 1"	5	17
10-32 SHCS or BHSCS	1" x 1"	9	13

*\*These fastener torque specifications are to be used as a guide only. The person using this content is to assume all risk. With the many factors that can affect the torque specifications, the only way to determine the correct information is through a series of tests under actual assembly conditions.*

## ALUMINUM ALLOY

An aluminum extrusion alloy is a predetermined mixture of one or more elements together with aluminum to be heated and hydraulically pressed through an extrusion die. Some common elements alloyed with aluminum include copper, magnesium, manganese, chromium, silicon, iron, nickel and zinc.

TSLOTS extrusions use the 6060 or equivalent alloy. In addition to aluminum, the major alloying elements for this alloy include: Mg .25-.45% and Si .35-.8%.

## ANODIZING

Anodizing is an electrochemical process that thickens and toughens the naturally occurring protective oxide. The resulting finish makes a corrosion resistant extrusion. TSLOTS extrusions have an acid etch anodize finish that is .4-.6 mil. thick. And the anodize is a Type 2 Sulfuric.

### REMEMBER – WE CUSTOM EXTRUDE TOO!

TSLOTS can ship you a finished extrusion with your orders. TSLOTS provides the following operations:

- Extrusion
- Machining
- Heat treating
- Warehousing
- Cut to length
- Anodizing
- Painting
- Fabrication
- Engineering assistance
- Punch, slot, countersink

## TSLOTS VS. WELDED STEEL

### TSLOTS ADVANTAGES

- Linear adjustment in X, Y and Z axis
- No welding
- No painting (unless you want to)
- No rusting
- No cleanup
- No special tools
- No electricity
- Easy modifications
- Add on attachments
- Remove attachments
- Strong support ability
- Linear slide capability
- Comes packed ready to assemble or arrives assembled if desired
- Compatibility with competitors attachments
- Lower cost per project
- Lightweight and easy to use

### WELDED STEEL DISADVANTAGES:

- Special equipment, welder
- Welding supplies
- Paint
- Cleaning supplies
- Fabricating equipment
- May rust

### WELDED STEEL ADVANTAGES

- Permanent assembly

### MAKING CHANGES TO YOUR DESIGN IS EASY!



BEFORE



AFTER

# Technical Data & Information

## DEFLECTION CALCULATIONS

Using the calculations below, find your approximate deflection\* for a specific TSLOTS extrusion. See table below for variations.

EQUATION VARIABLE UNITS RESPECTIVELY

- Max. Deflection is in inches
- "F" or Force is in pounds
- "L" or Length is in inches
- "E" or Modulus of elasticity is in pounds per inch squared
- "I" or Moment of Inertia is in inches<sup>4</sup>
- "W" or Weight is in pounds per inch

\* For reference only.

### SUPPORTED LOADS

CONCENTRATED LOAD AT CENTER (*simply supported*)



UNIFORMLY DISTRIBUTED LOAD (*simply supported*)



CONCENTRATED LOAD AT CENTER (*between fixed supports*)

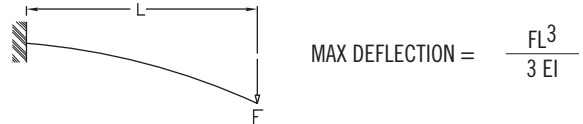


UNIFORMLY DISTRIBUTED LOAD (*between fixed supports*)

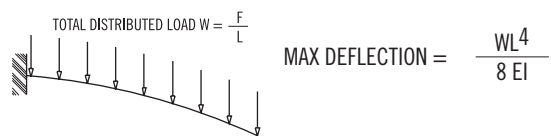


### CANTILEVER LOADS

CONCENTRATED LOAD AT CENTER (*simply supported*)



UNIFORMLY DISTRIBUTED LOAD (*simply supported*)



EXTRUSION	(E) MODULUS OF ELASTICITY	(Ix) MOMENT OF INERTIA	(Iy) MOMENT OF INERTIA
TS10-10	10,000,000 lbs/sq. in	.046 in <sup>4</sup>	.046 in <sup>4</sup>
TS10-10QR	10,000,000 lbs/sq. in	.0435 in <sup>4</sup>	.0435 in <sup>4</sup>
TS10-20	10,000,000 lbs/sq. in	.087 in <sup>4</sup>	.321 in <sup>4</sup>
TS20-20	10,000,000 lbs/sq. in	.578 in <sup>4</sup>	.578 in <sup>4</sup>
TS15-15	10,000,000 lbs/sq. in	.266 in <sup>4</sup>	.266 in <sup>4</sup>
TS15-15L	10,000,000 lbs/sq. in	.194 in <sup>4</sup>	.194 in <sup>4</sup>
TS15-15QR	10,000,000 lbs/sq. in	.172 in <sup>4</sup>	.172 in <sup>4</sup>
TS15-30	10,000,000 lbs/sq. in	.502 in <sup>4</sup>	1.877 in <sup>4</sup>
TS15-30L	10,000,000 lbs/sq. in	.408 in <sup>4</sup>	1.431 in <sup>4</sup>
TS15-45	10,000,000 lbs/sq. in	.739 in <sup>4</sup>	5.913 in <sup>4</sup>
TS30-30	10,000,000 lbs/sq. in	3.379 in <sup>4</sup>	3.379 in <sup>4</sup>
TS30-60	10,000,000 lbs/sq. in	6.430 in <sup>4</sup>	21.856 in <sup>4</sup>

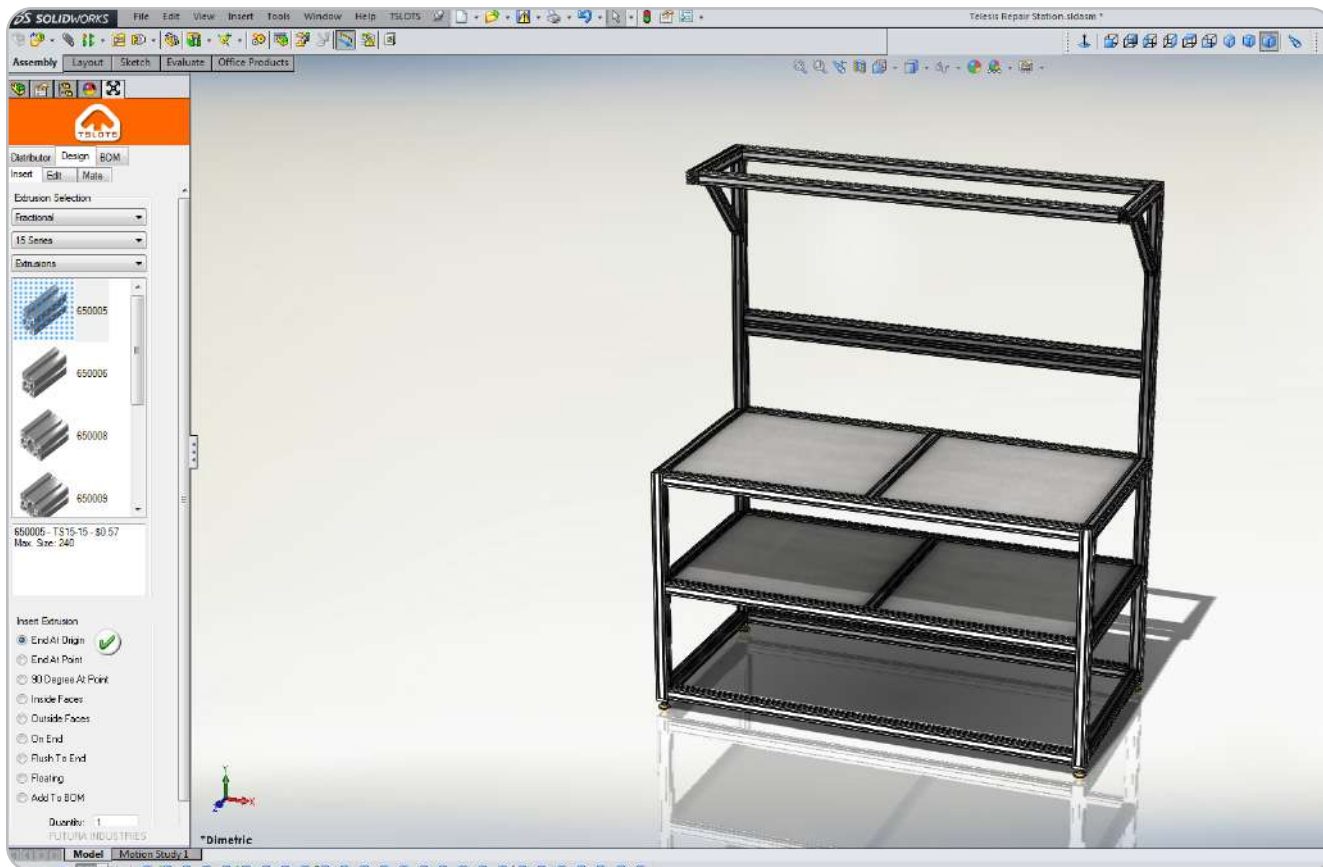
» Deflection calculations are for reference only - they are only approximate.



## TSLOTS DESIGNPRO™

Save Time and Money with TSLOTS Design Pro

TSLOTS Design Pro is an add-in for Solidworks 2011-Current that allows you to quickly take your ideas and to generate a realistic 3D representation.



## BENEFITS OF TSLOTS DESIGNPRO™

- Reduces Modular Framing Design by over 50%
- Uses Solidworks Functionality to assist in the design
- Access to TSLOTS Library of Parts

## DESIGNPRO™ TUTORIALS

Design Pro tutorials can be found inside the software, or from our website at [www.tslots.com/designpro-tutorials/](http://www.tslots.com/designpro-tutorials/)

If you have questions regarding Design Pro, contact our TSLOTS Design Dept. at [saleseng@tslots.com](mailto:saleseng@tslots.com)

# Technical Data & Information

## WANT A QUICK QUOTE NOW?

We request that the applicable information below be included in the quote request. This will ensure that we have all the information we need to complete the quote quickly and accurately.

REQUEST TYPE	DIM./DETAILS	EXTRUSION	FASTENERS	PANELS	PANEL MOUNT
BOM (24 hrs)	Outside Dim.	10 Series	Joining Plate	Acrylic	In Slot
Budgetary (1-2d)	Inside Dim.	15 Series	Bracket/Gusset	Polycarbonate	Retainers
Quote (2-3d)	DWG/Model	40 Series	End Fastener	HDPE	Mount Blocks
		B Series	Anchor Fastener	Haircell	Surface Mount
			SHCS fastener	Expanded PVC	

## DESIGN REQUIREMENTS

### REQUEST TYPE

The quickest way to receive a quote is to provide us with a Bill of Materials. Detailed dimensioned drawings or solid models are preferred and can greatly decrease turnaround time. The complexity of the request is the main determining factor in regards to turnaround time.

### DIMENSIONS/DETAILS

Please include as many critical dimensions as possible. The more details you can call out on a drawing, the better. If you don't have a drawing, please specify whether the dimensions you provided are inside critical or outside critical. Not having a drawing or model will increase lead time.

### EXTRUSION SELECTION

Knowing this information is one of the quickest ways to get us started. Within each of the series, there are a number of extrusions to choose from. Using part numbers is preferred.

### FASTENERS

It is important for us to know how we need to quote the connections. As with everything, the more specific you can be the better. Using part numbers is preferred.

### PANELS

We have a variety of panels to choose from. When selecting panel, please specify material, thickness, and color.

### PANEL MOUNTING

Panel mounting can be done in a few different ways as listed below. Please choose the best for your application.

### ASSEMBLY/KIT

Please specify whether you would like us to assemble the quote or provide it as a kit. If left unspecified, the request will be quoted as a kit.



# CONTENT

**02 Structural Extrusions**

10 Series .....	16-30
15 Series .....	31-54

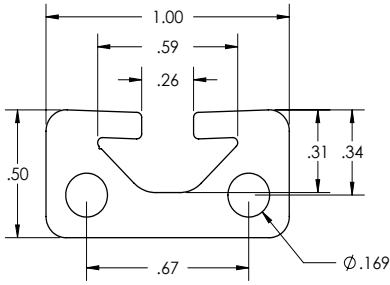
## 02 FRACTIONAL EXTRUSIONS

# Fractional Extrusions

# 10 SERIES

## TS10-50

Clear Anodized - **650021**  
 Black Anodized - **650121**



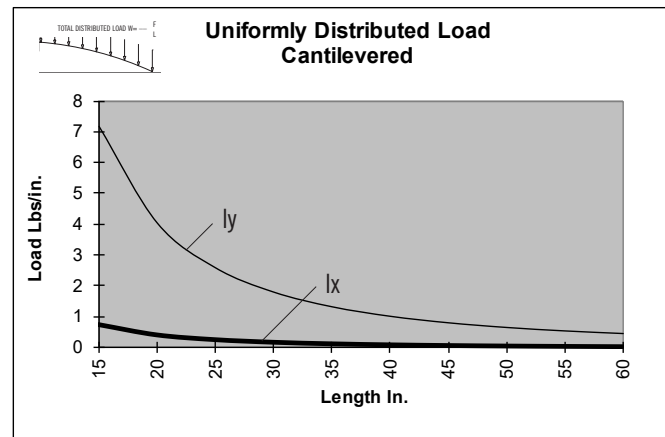
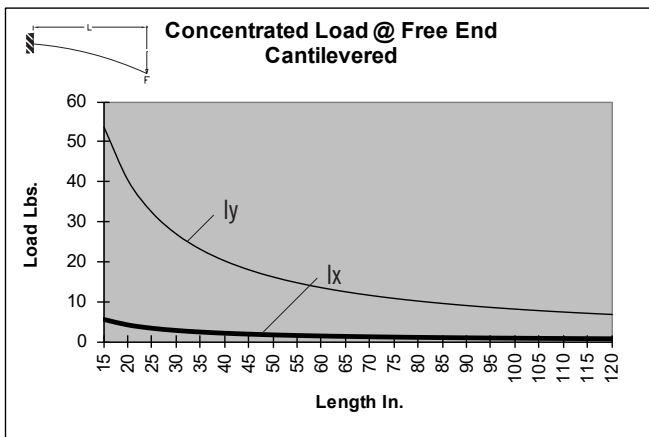
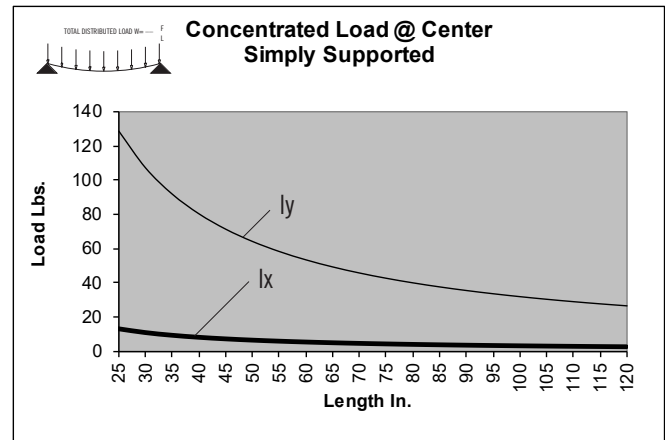
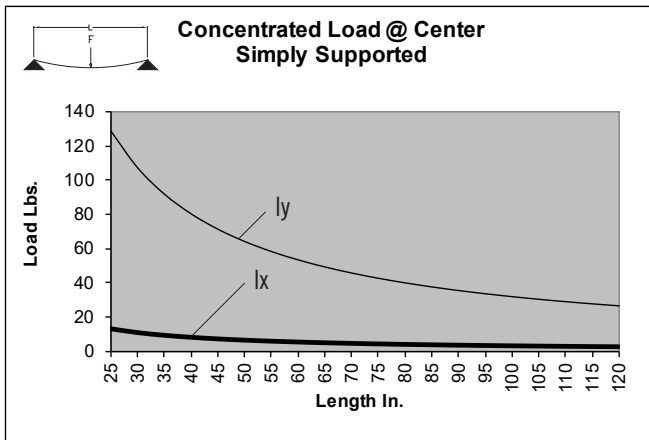
### SPECIFICATIONS

Length	.....	145"
Weight	.....	0.376 lbs/ft (0.560 kg/m)
Estimated Area	.....	0.313 in <sup>2</sup> (2.019 cm <sup>2</sup> )
Moment of Inertia	.....	$I_x=0.007$ in <sup>4</sup> (0.291 cm <sup>4</sup> ) $I_y=0.031$ in <sup>4</sup> (1.290 cm <sup>4</sup> )

### MACHINE SERVICES

CTL	.....	660002
Single Access Hole	.....	660029
Single Anchor Fastener	.....	660022
Tap 10-32	.....	660190
Tap M5	.....	660189

### BEAM SELECTION BY LOAD AND LENGTH



\* Charts based on allowable loads related to yield strength with a margin of safety equal to five.

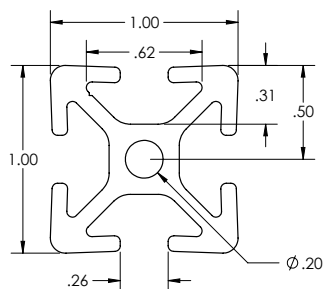
» For deflection equations see page 10



# 10 SERIES

## TS10-10

Clear Anodized - **650000**  
 Black Anodized - **650100**



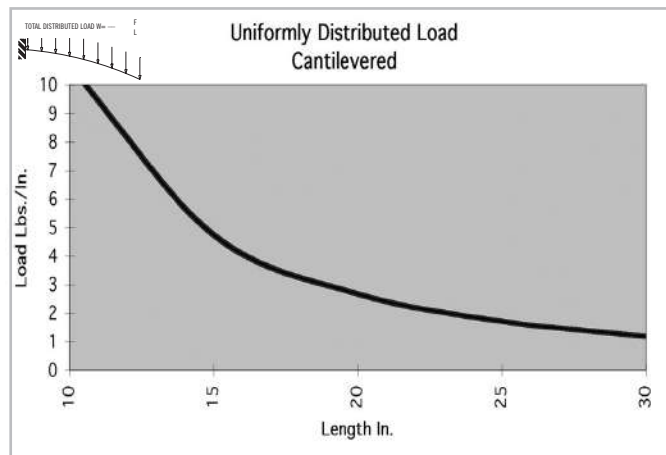
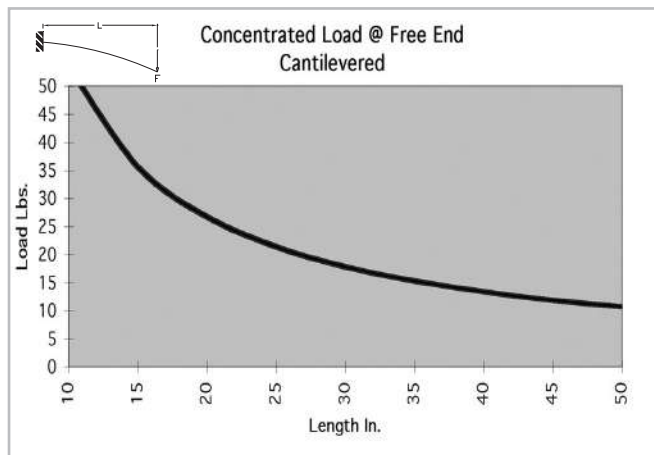
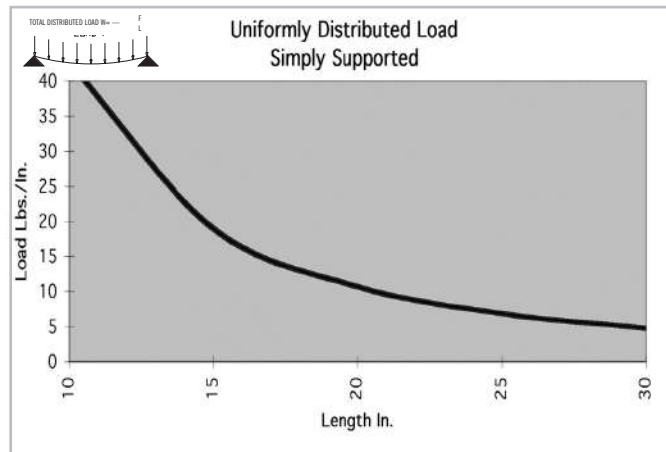
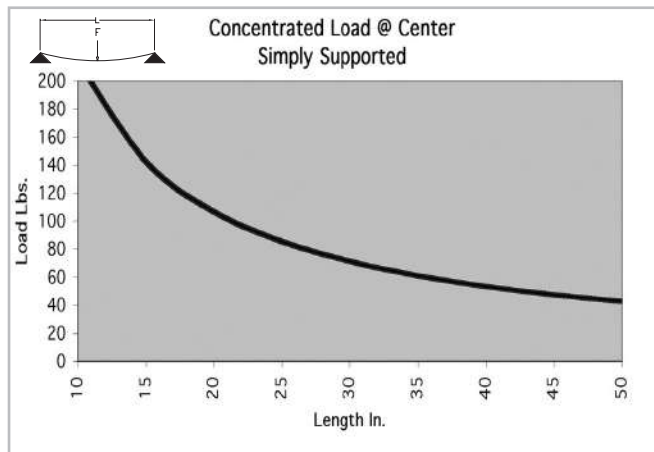
### SPECIFICATIONS

Length	.....	.240"
Weight	.....	0.548 lbs/ft (0.816 kg/m)
Estimated Area	.....	0.457 in <sup>2</sup> (2.948 cm <sup>2</sup> )
Moment of Inertia	.....	I <sub>x</sub> =0.046 in <sup>4</sup> (1.915 cm <sup>4</sup> ) I <sub>y</sub> =0.046 in <sup>4</sup> (1.915 cm <sup>4</sup> )

### MACHINE SERVICES

CTL	.....	660002
Single Access Hole	.....	660029
Single Anchor Fastener	.....	660022
Tap 1/4 -20	.....	660035
Tap M6	.....	660036

### BEAM SELECTION BY LOAD AND LENGTH



\* Charts based on allowable loads related to yield strength with a margin of safety equal to five.

» For deflection equations see page 10

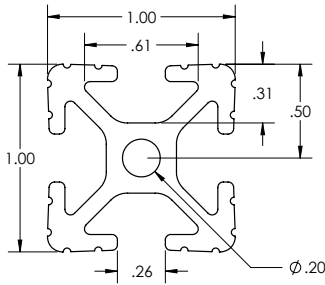
# Fractional Extrusions

# 10 SERIES

## TS10-10 GR

Clear Anodized - **650070**

Black Anodized - **650170**



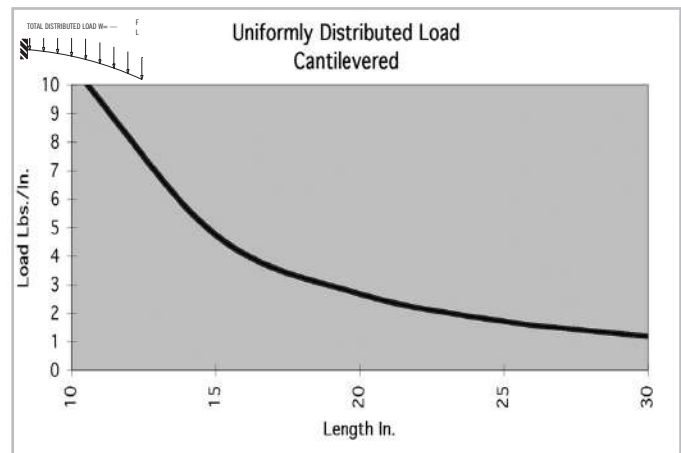
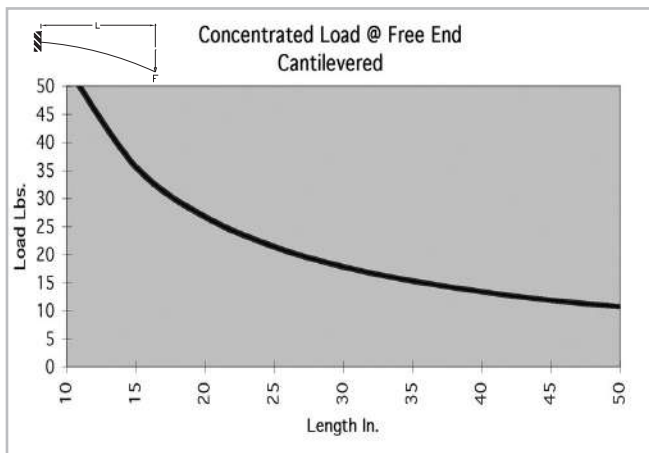
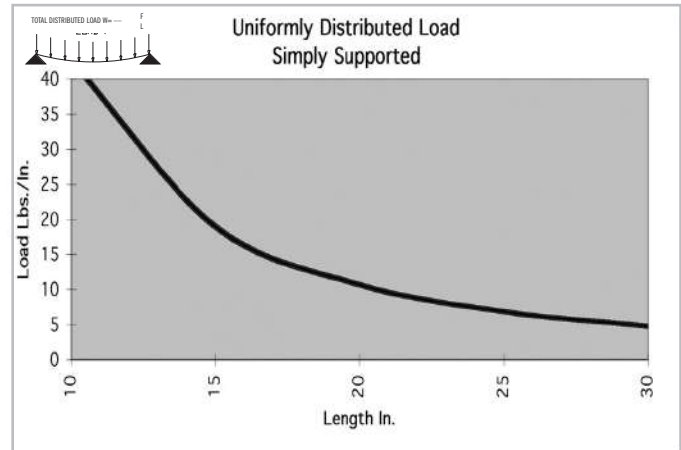
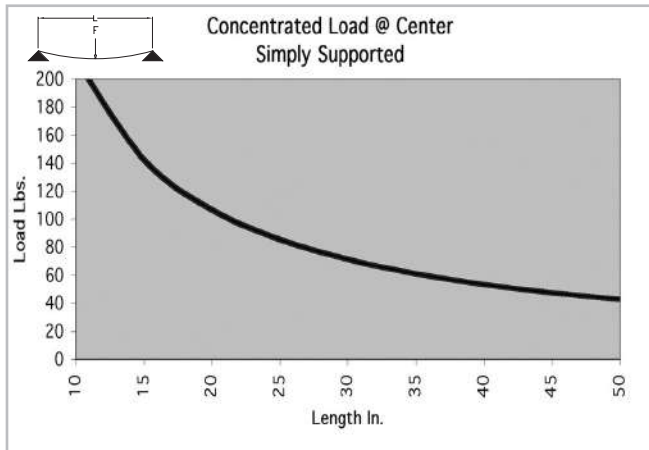
### SPECIFICATIONS

Length .....	240"
Weight .....	0.548 lbs/ft (0.816 kg/m)
Estimated Area .....	0.457 in <sup>2</sup> (2.948 cm <sup>2</sup> )
Moment of Inertia .....	$I_x=0.046$ in <sup>4</sup> (1.915 cm <sup>4</sup> )
	$I_y=0.046$ in <sup>4</sup> (1.915 cm <sup>4</sup> )

### MACHINE SERVICES

CTL .....	660002
Single Access Hole .....	660029
Single Anchor Fastener .....	660022
Tap 1/4 -20 .....	660035
Tap M6 .....	660036

### BEAM SELECTION BY LOAD AND LENGTH



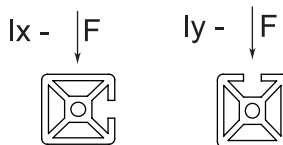
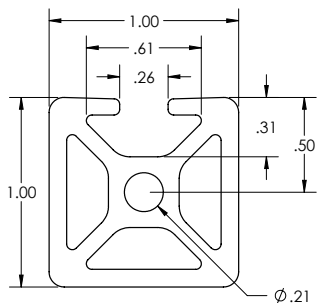
\* Charts based on allowable loads related to yield strength with a margin of safety equal to five.

» For deflection equations see page 10

# 10 SERIES

## TS10-10 MONOSLOT

Clear Anodized - 650060



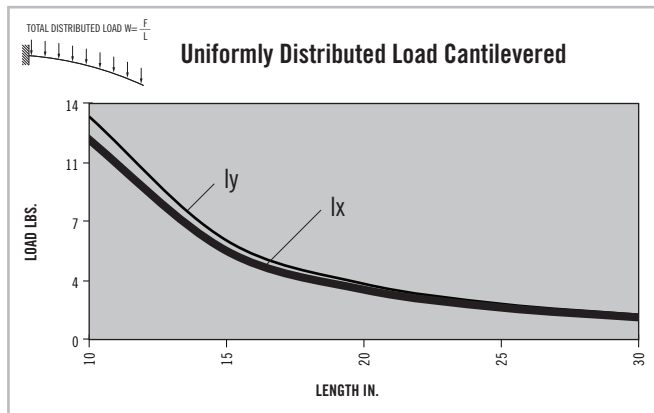
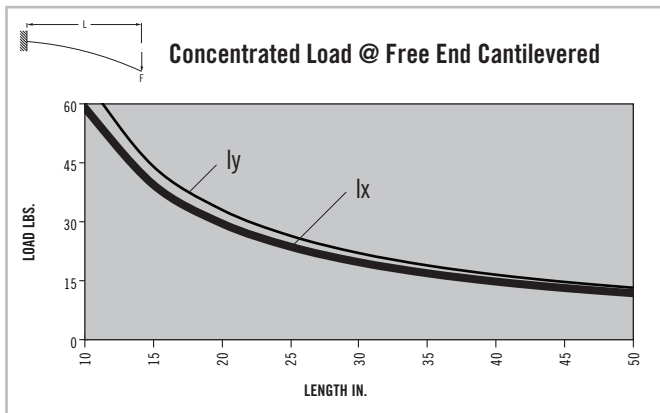
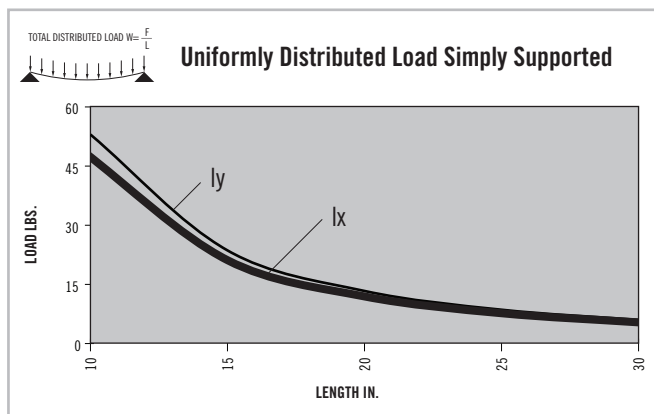
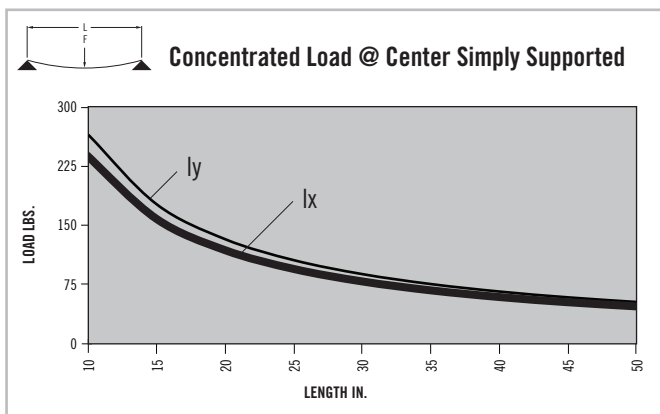
### SPECIFICATIONS

Length	.....	240"
Weight	.....	0.637 lbs/ft (0.948 kg/m)
Estimated Area	.....	0.531 in <sup>2</sup> (3.426 cm <sup>2</sup> )
Moment of Inertia	.....	I <sub>x</sub> =0.051 in <sup>4</sup> (2.136 cm <sup>4</sup> )
	.....	I <sub>y</sub> =0.057 in <sup>4</sup> (2.371 cm <sup>4</sup> )

### MACHINE SERVICES

CTL	.....	660002
Single Access Hole	.....	660029
Single Anchor Fastener	.....	660022
Tap 1/4 -20	.....	660035
Tap M6	.....	660036

### BEAM SELECTION BY LOAD AND LENGTH



\* Charts based on allowable loads related to yield strength with a margin of safety equal to five.

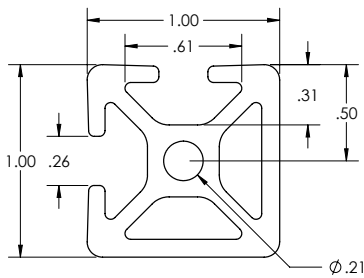
» For deflection equations see page 10

# Fractional Extrusions

# 10 SERIES

## TS10-10 BISLOT AD

Clear Anodized - 650061



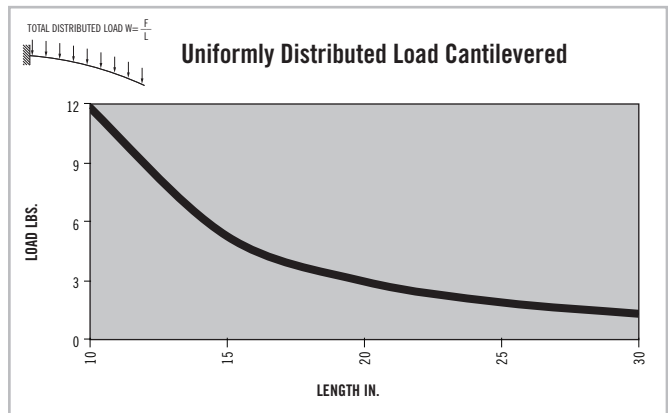
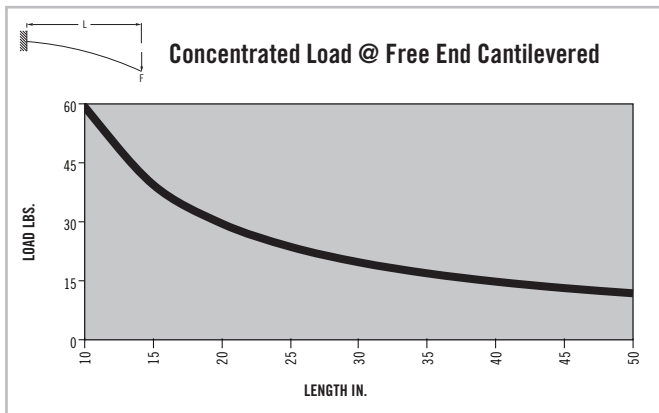
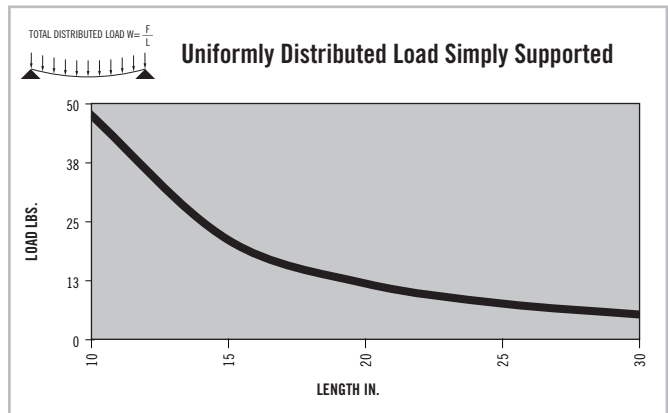
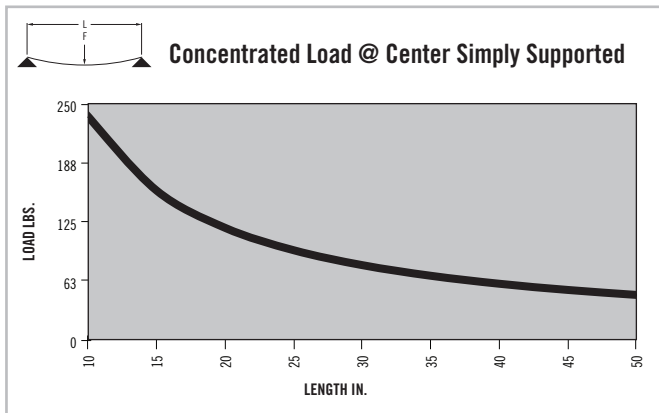
### SPECIFICATIONS

Length	240"
Weight	0.605 lbs/ft (0.900 kg/m)
Estimated Area	0.504 in <sup>2</sup> (3.253 cm <sup>2</sup> )
Moment of Inertia	$I_x=0.051 \text{ in}^4$ (2.136 cm <sup>4</sup> ) $I_y=0.051 \text{ in}^4$ (2.136 cm <sup>4</sup> )

### MACHINE SERVICES

CTL	660002
Single Access Hole	660029
Single Anchor Fastener	660022
Tap 1/4 -20	660035
Tap M6	660036

### BEAM SELECTION BY LOAD AND LENGTH



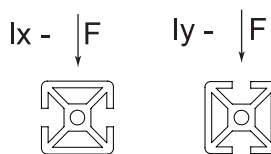

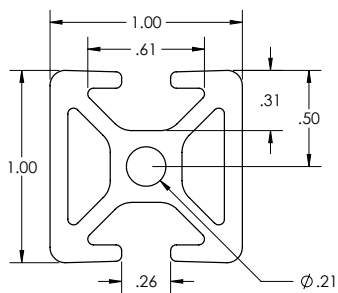
\* Charts based on allowable loads related to yield strength with a margin of safety equal to five.

» For deflection equations see page 10

# 10 SERIES

## TS10-10 BISLOT OPP

Clear Anodized - 650062



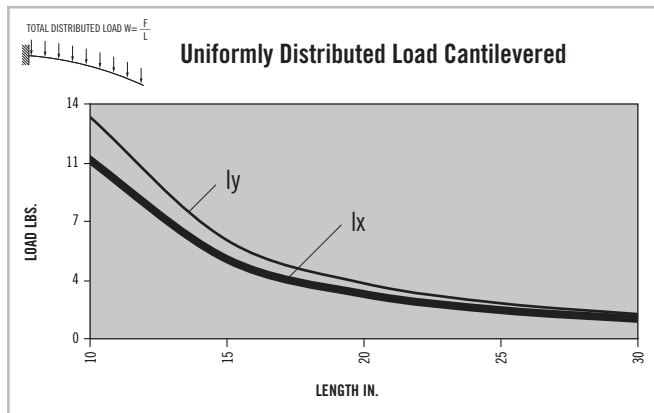
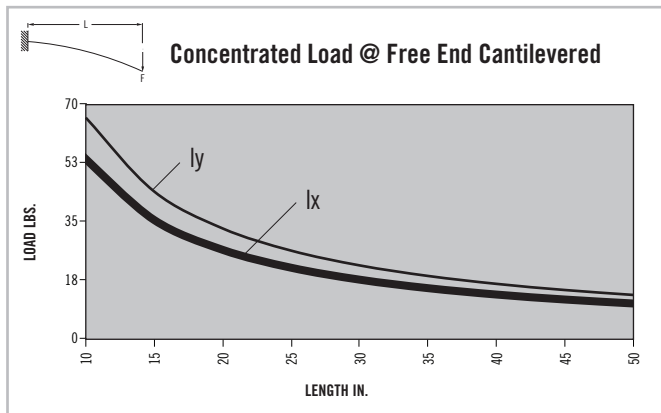
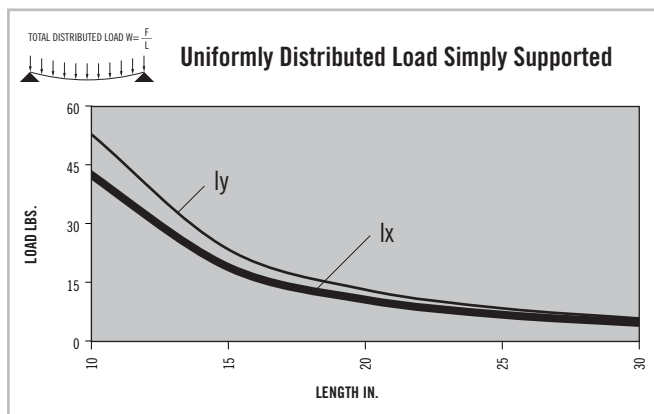
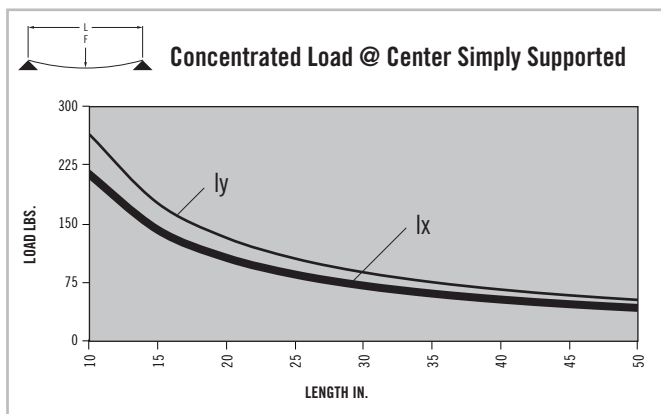
### SPECIFICATIONS

Length	.....	240"
Weight	.....	0.605 lbs/ft (0.900 kg/m)
Estimated Area	.....	0.504 in <sup>2</sup> (3.253 cm <sup>2</sup> )
Moment of Inertia	.....	I <sub>x</sub> =0.046 in <sup>4</sup> (1.913 cm <sup>4</sup> ) I <sub>y</sub> =0.057 in <sup>4</sup> (2.371 cm <sup>4</sup> )

### MACHINE SERVICES

CTL	.....	660002
Single Access Hole	.....	660029
Single Anchor Fastener	.....	660022
Tap 1/4 -20	.....	660035
Tap M6	.....	660036

### BEAM SELECTION BY LOAD AND LENGTH



\* Charts based on allowable loads related to yield strength with a margin of safety equal to five.

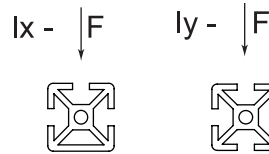
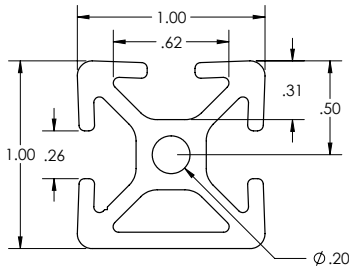
» For deflection equations see page 10

# Fractional Extrusions

# 10 SERIES

## TS10-10 TRISLOT

Clear Anodized - 650063



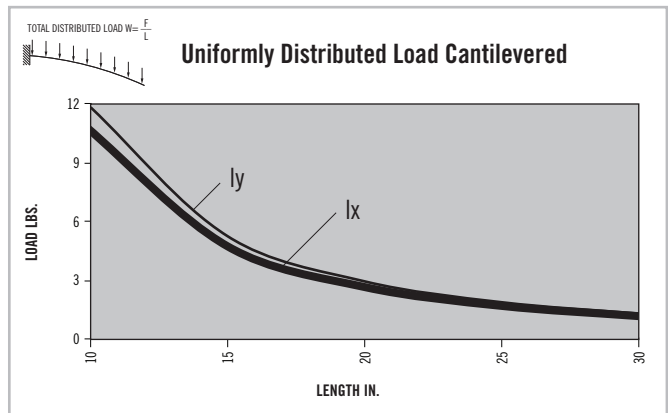
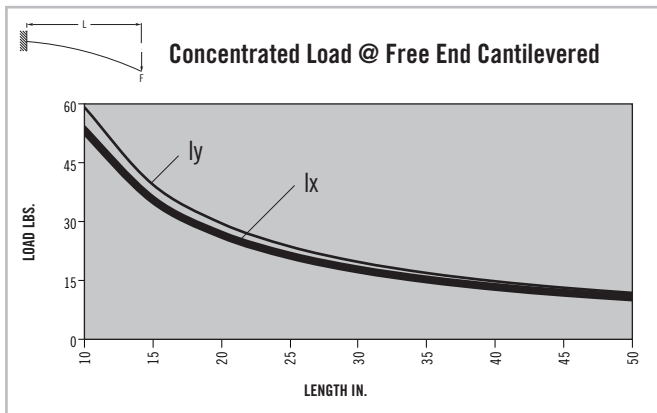
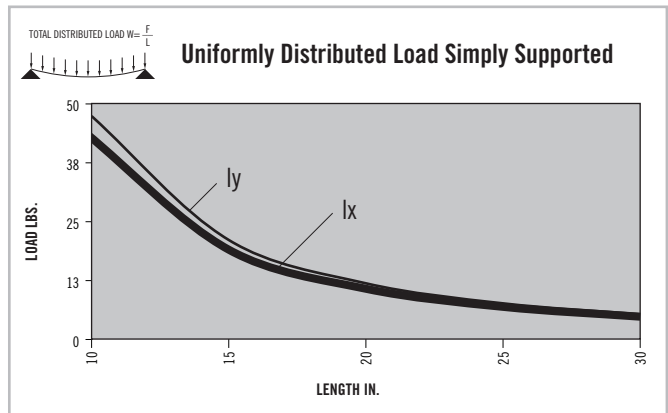
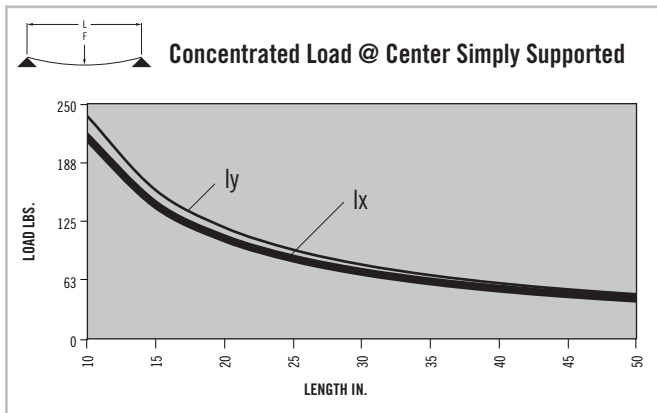
### SPECIFICATIONS

Length	.....	.240"
Weight	.....	0.563 lbs/ft (0.837 kg/m)
Estimated Area	.....	0.477 in <sup>2</sup> (3.080 cm <sup>2</sup> )
Moment of Inertia	.....	I <sub>x</sub> =0.046 in <sup>4</sup> (1.902 cm <sup>4</sup> ) I <sub>y</sub> =0.051 in <sup>4</sup> (2.112 cm <sup>4</sup> )

### MACHINE SERVICES

CTL	.....	660002
Single Access Hole	.....	660029
Single Anchor Fastener	.....	660022
Tap 1/4 -20	.....	660035
Tap M6	.....	660036

### BEAM SELECTION BY LOAD AND LENGTH



\* Charts based on allowable loads related to yield strength with a margin of safety equal to five.

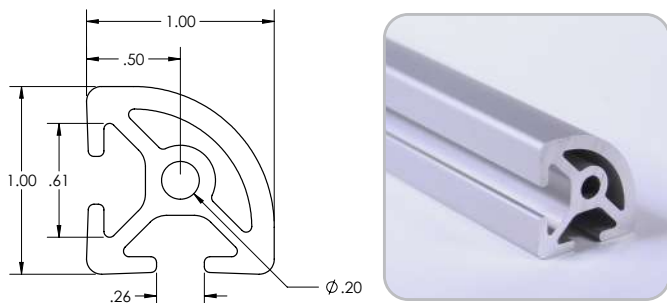
» For deflection equations see page 10



# 10 SERIES

## TS10-10QR

Clear Anodized - 650040



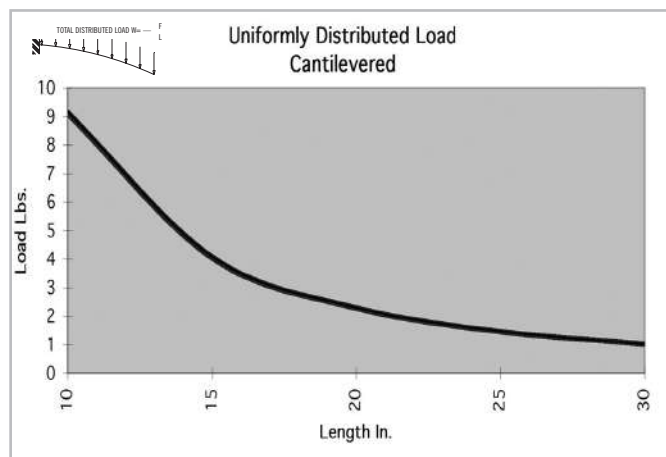
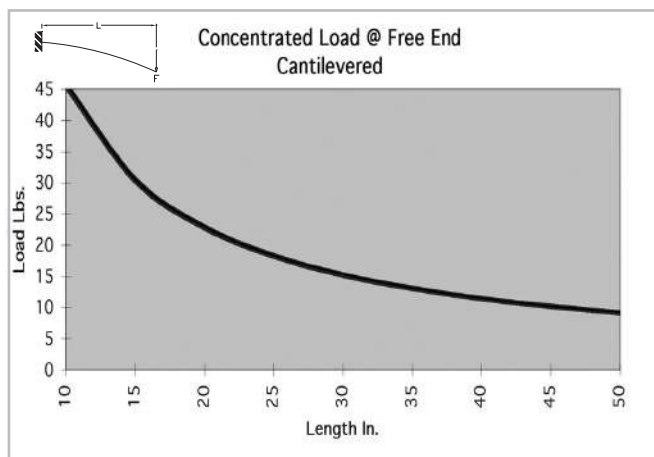
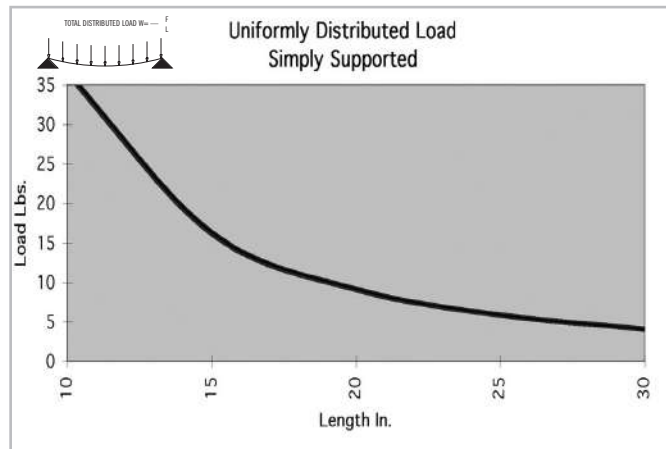
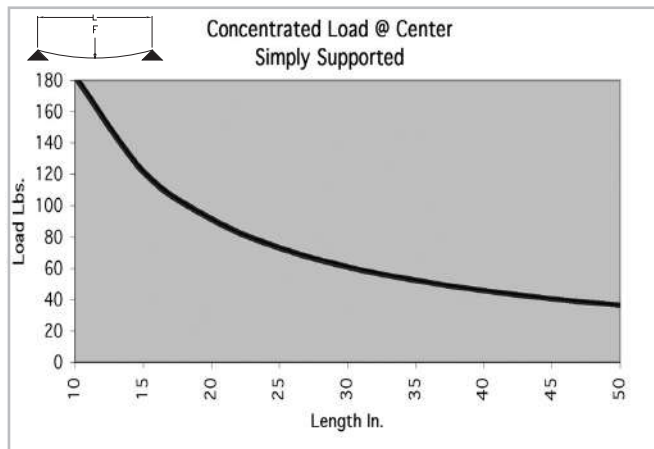
### SPECIFICATIONS

Length	.....	240"
Weight	.....	0.562 lbs/ft (.836 kg/m)
Estimated Area	.....	0.4727 in <sup>2</sup> (3.05 cm <sup>2</sup> )
Moment of Inertia	.....	I <sub>x</sub> =.0435 in <sup>4</sup> (1.81 cm <sup>4</sup> )
	.....	I <sub>y</sub> =.0435 in <sup>4</sup> (1.81 cm <sup>4</sup> )

### MACHINE SERVICES

CTL	.....	660002
Single Access Hole	.....	660029
Single Anchor Fastener	.....	660022
Tap 1/4 -20	.....	660035
Tap M6	.....	660026

### BEAM SELECTION BY LOAD AND LENGTH



\* Charts based on allowable loads related to yield strength with a margin of safety equal to five.

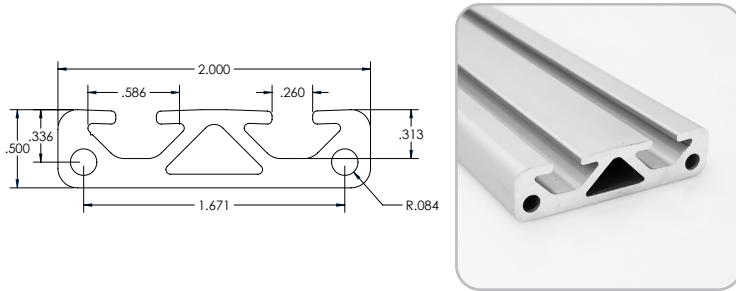
» For deflection equations see page 10

# Fractional Extrusions

# 10 SERIES

## TS20-50

Clear Anodized - 650011



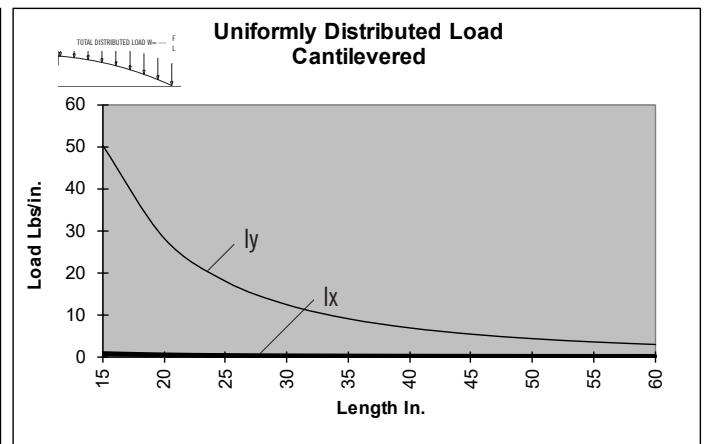
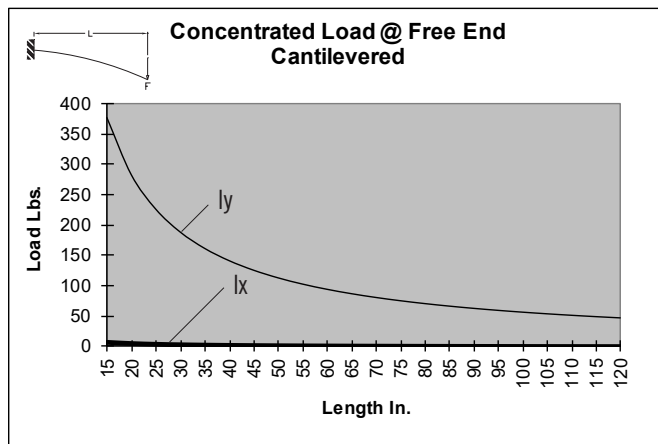
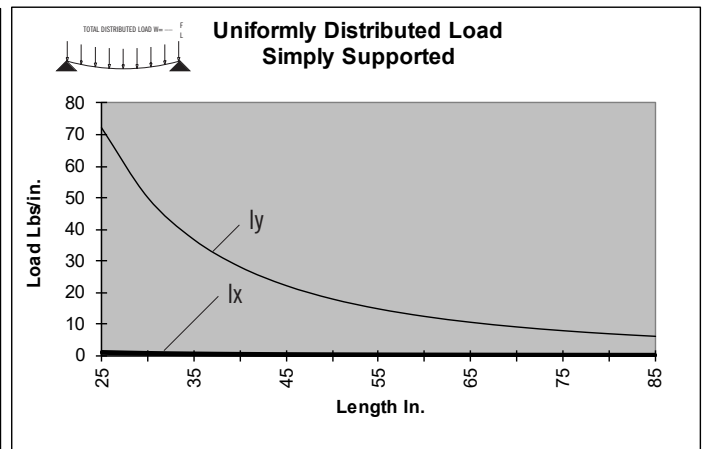
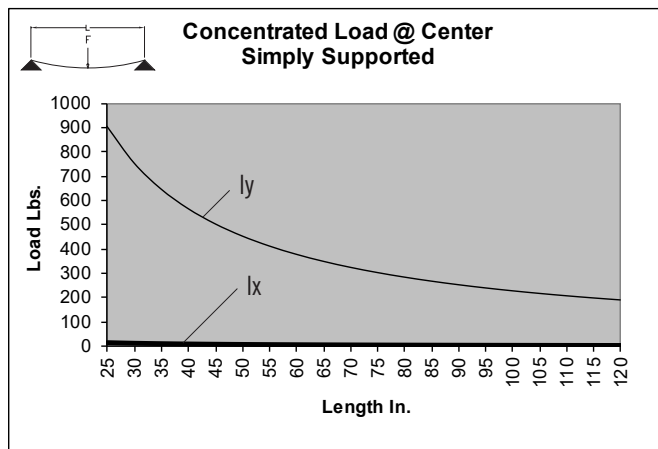
### SPECIFICATIONS

Length	145"
Weight	0.674 lbs/ft (1.003 kg/m)
Estimated Area	0.562 in <sup>2</sup> (3.626 cm <sup>2</sup> )
Moment of Inertia	$I_x=0.014$ in <sup>4</sup> (0.582 cm <sup>4</sup> )
	$I_y=0.217$ in <sup>4</sup> (9.032 cm <sup>4</sup> )

### MACHINE SERVICES

CTL	660000
Single Access Hole	660029
Single Anchor Fastener	660022
Tap 10-32	660190
Tap M5	660189

### BEAM SELECTION BY LOAD AND LENGTH



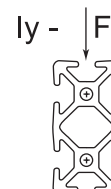
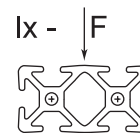
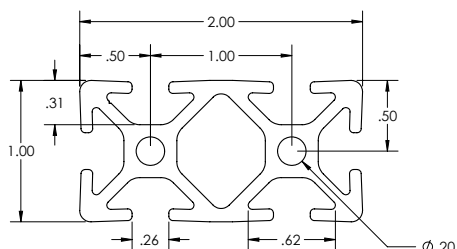
\* Charts based on allowable loads related to yield strength with a margin of safety equal to five.

» For deflection equations see page 10

# 10 SERIES

## TS10-20

Clear Anodized - **650002**  
 Black Anodized - **650102**



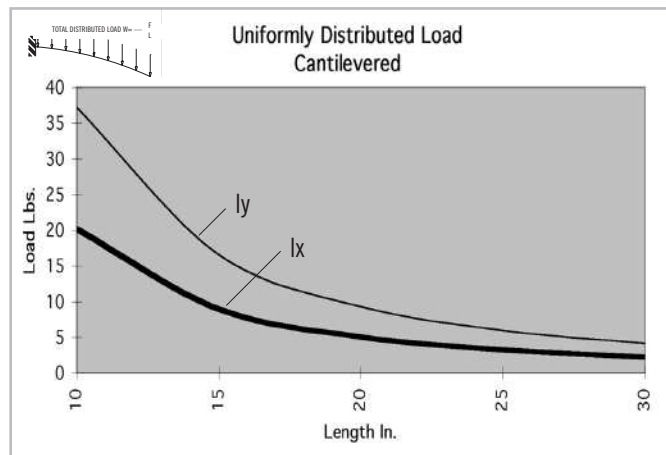
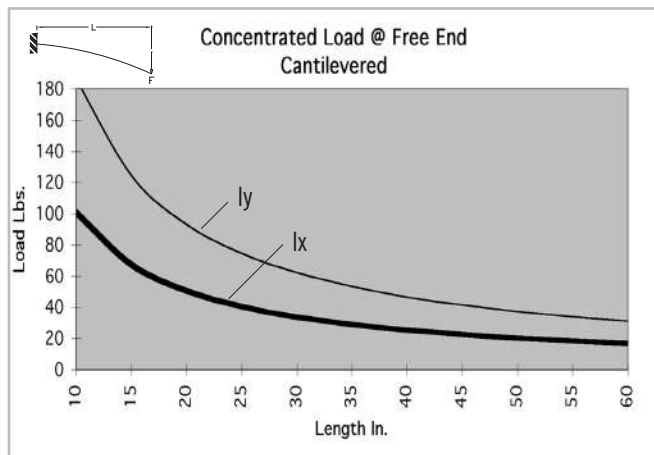
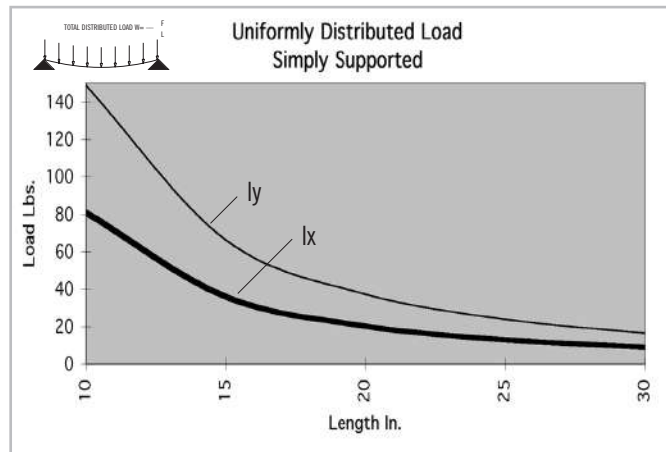
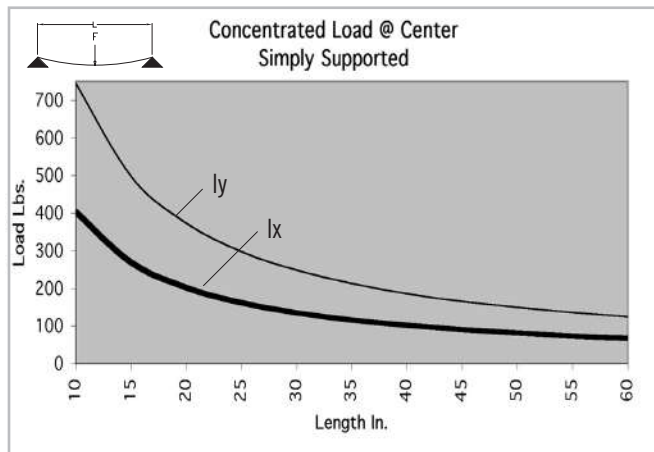
### SPECIFICATIONS

Length	.....	240"
Weight	.....	0.962 lbs/ft (1.431 kg/m)
Estimated Area	.....	0.824 in <sup>2</sup> (5.316 cm <sup>2</sup> )
Moment of Inertia	.....	I <sub>x</sub> =.087 in <sup>4</sup> (3.621 cm <sup>4</sup> )
		I <sub>y</sub> =.321 in <sup>4</sup> (13.361 cm <sup>4</sup> )

### MACHINE SERVICES

CTL	.....	660000
Single Access Hole	.....	660029
Single Anchor Fastener	.....	660022
Tap 1/4 -20	.....	660025
Tap M6	.....	660026

### BEAM SELECTION BY LOAD AND LENGTH



\* Charts based on allowable loads related to yield strength with a margin of safety equal to five.

» For deflection equations see page 10

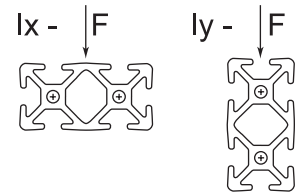
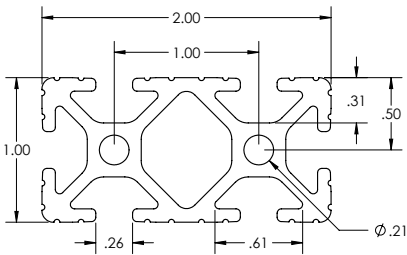
# Fractional Extrusions

# 10 SERIES

## TS10-20 GR

Clear Anodized - 650071

Black Anodized - 650171



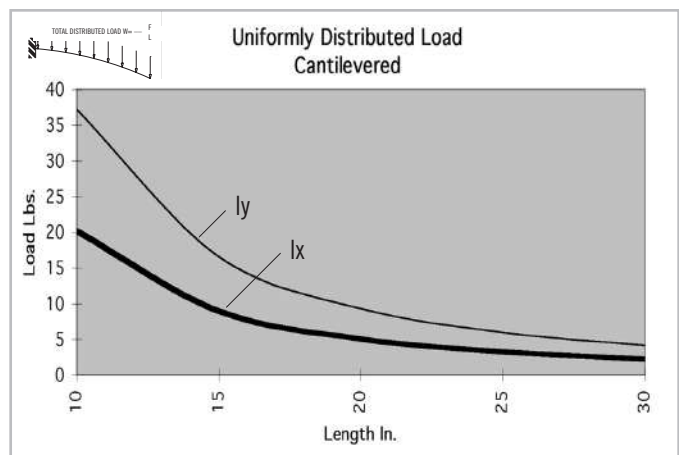
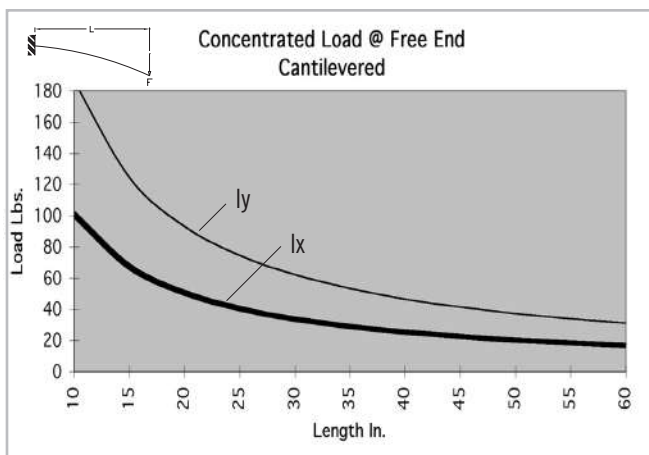
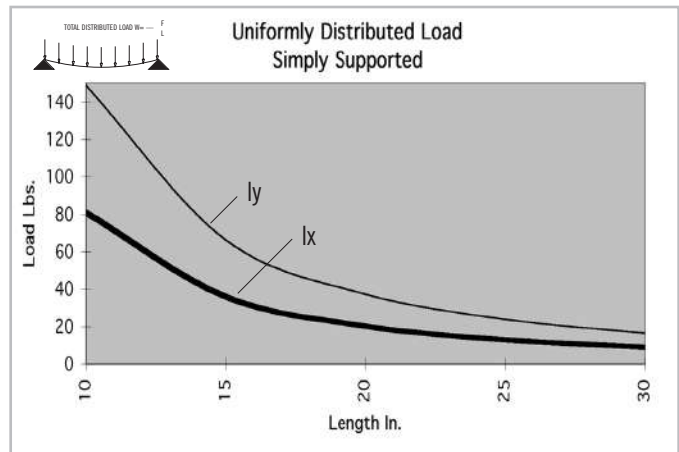
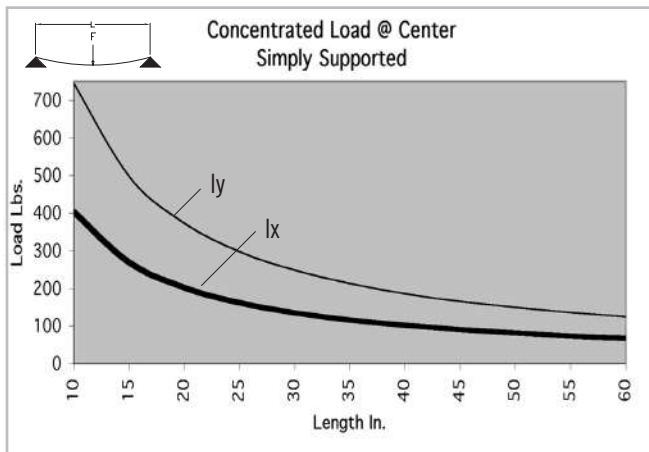
### SPECIFICATIONS

Length .....	240"
Weight .....	0.970 lbs/ft (1.443 kg/m)
Estimated Area .....	0.824 in <sup>2</sup> (5.316 cm <sup>2</sup> )
Moment of Inertia .....	Ix=.087 in <sup>4</sup> (3.621 cm <sup>4</sup> )
	Iy=.321 in <sup>4</sup> (13.361 cm <sup>4</sup> )

### MACHINE SERVICES

CTL .....	660000
Single Access Hole .....	660029
Single Anchor Fastener .....	660022
Tap 1/4 -20 .....	660025
Tap M6 .....	660026

### BEAM SELECTION BY LOAD AND LENGTH



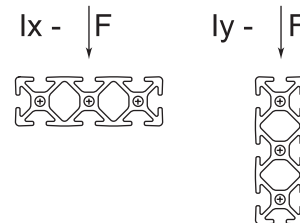
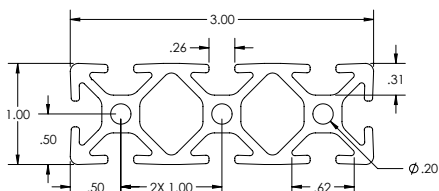
\* Charts based on allowable loads related to yield strength with a margin of safety equal to five.

» For deflection equations see page 10

# 10 SERIES

## TS10-30

Clear Anodized - **650001**  
 Black Anodized - **650101**



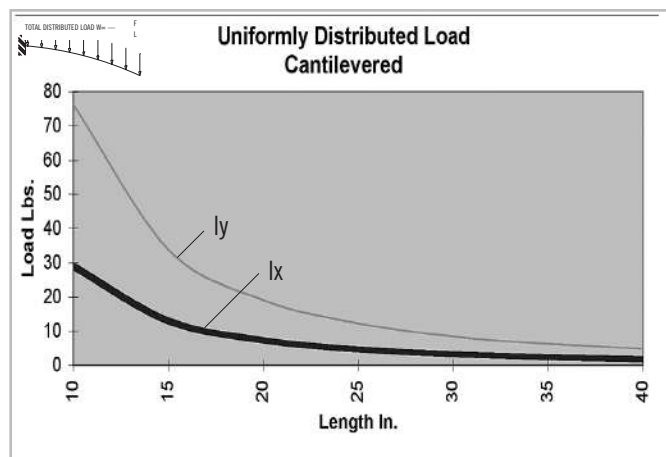
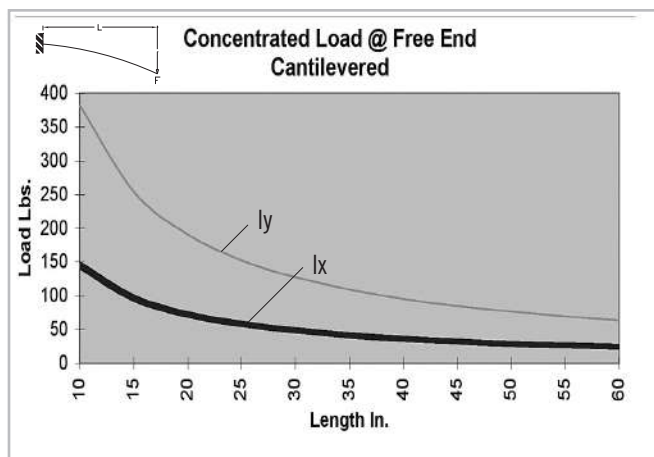
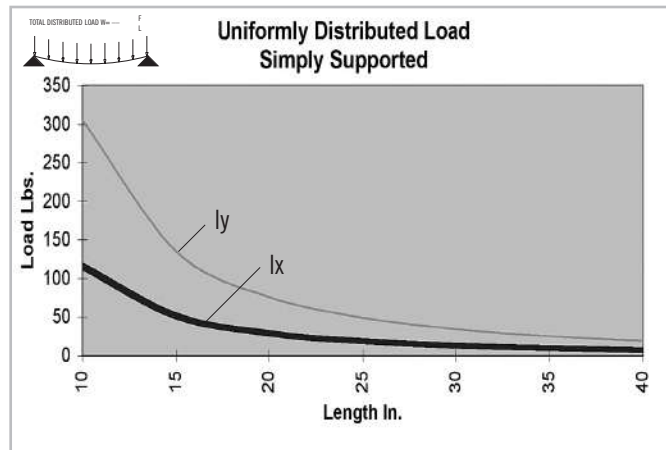
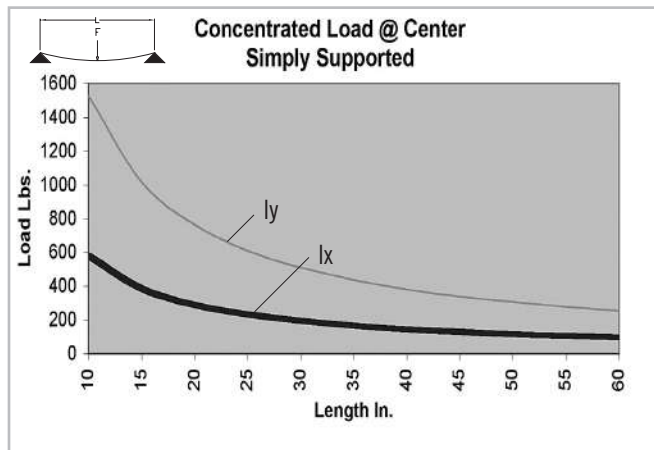
### SPECIFICATIONS

Length .....	240"
Weight .....	1.397 lbs/ft (2.079 kg/m)
Estimated Area .....	1.169 in <sup>2</sup> (7.806 cm <sup>2</sup> )
Moment of Inertia .....	$I_x = .125 \text{ in}^4$ (5.202 cm <sup>4</sup> ) $I_y = .986 \text{ in}^4$ (41.040 cm <sup>4</sup> )

### MACHINE SERVICES

CTL .....	660001
Single Access Hole .....	660029
Single Anchor Fastener .....	660022
Tap 1/4 -20 .....	660016
Tap M6 .....	660017

### BEAM SELECTION BY LOAD AND LENGTH



\* Charts based on allowable loads related to yield strength with a margin of safety equal to five.


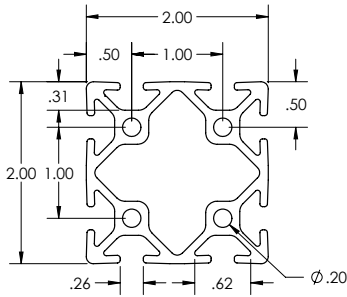
» For deflection equations see page 10

# Fractional Extrusions

# 10 SERIES

## TS20-20

Clear Anodized - **650003**  
 Black Anodized - **650103**



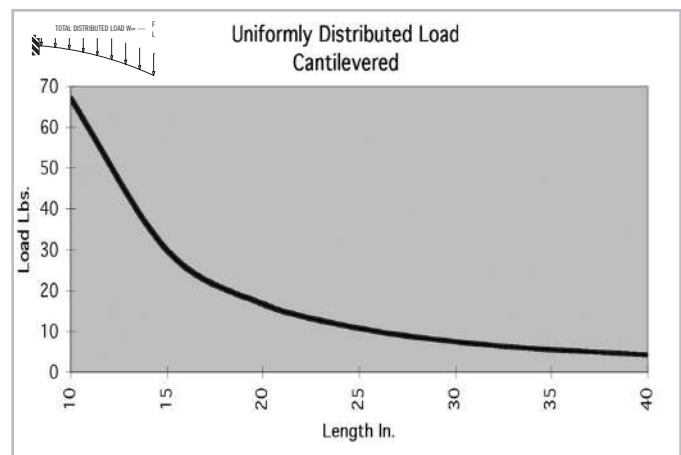
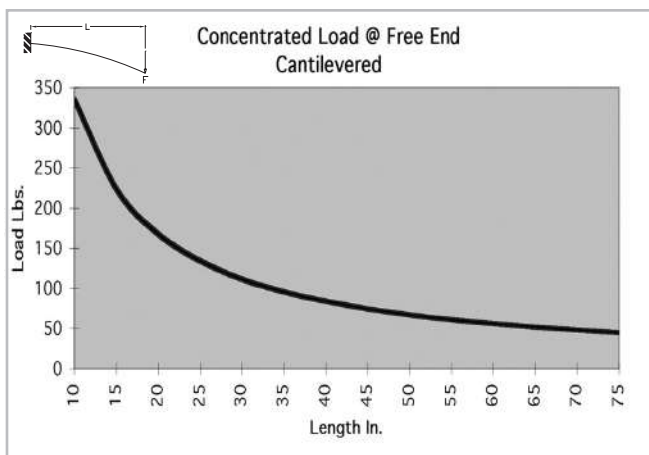
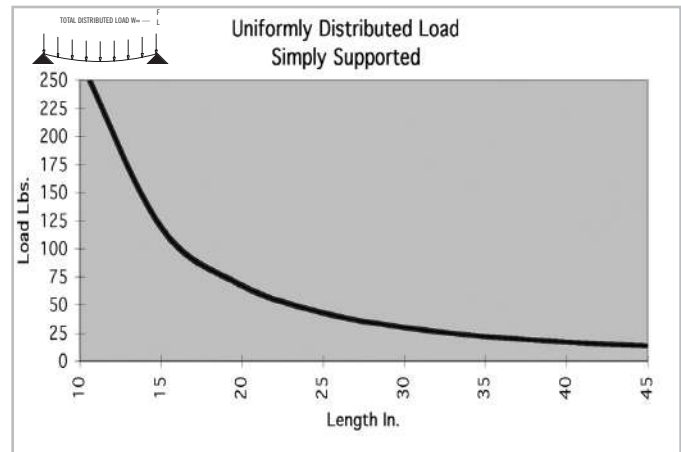
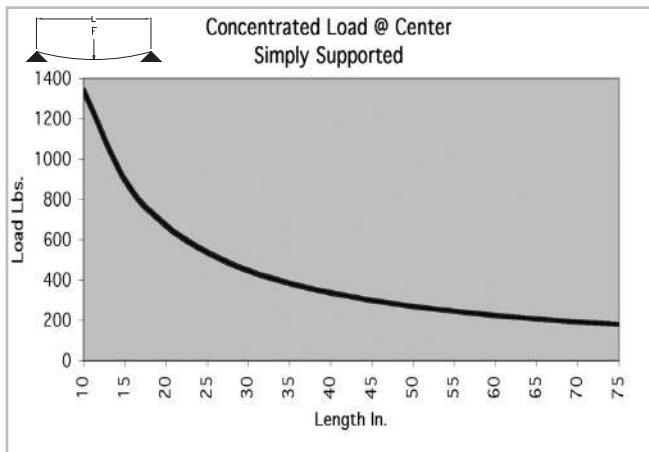
### SPECIFICATIONS

Length	240"
Weight	1.511 lbs/ft (2.249 kg/m)
Estimated Area	1.285 in <sup>2</sup> (8.290 cm <sup>2</sup> )
Moment of Inertia	$I_x = .578 \text{ in}^4$ (24.058 cm <sup>4</sup> ) $I_y = .578 \text{ in}^4$ (24.058 cm <sup>4</sup> )

### MACHINE SERVICES

CTL	660004
Single Access Hole	660029
Single Anchor Fastener	660022
Tap 1/4 -20	660037
Tap M6	660040

### BEAM SELECTION BY LOAD AND LENGTH



\* Charts based on allowable loads related to yield strength with a margin of safety equal to five.

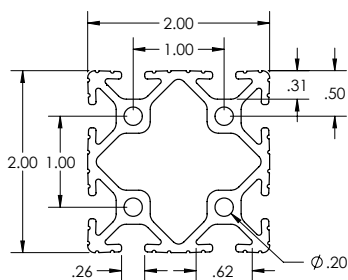
» For deflection equations see page 10



# 10 SERIES

## TS20-20 GR

Clear Anodized - 650072



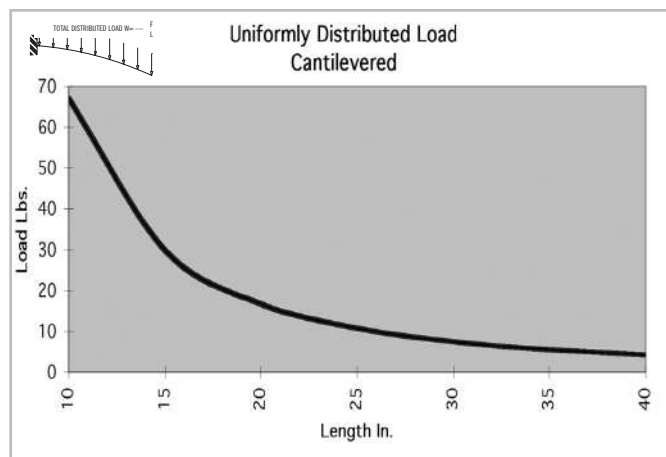
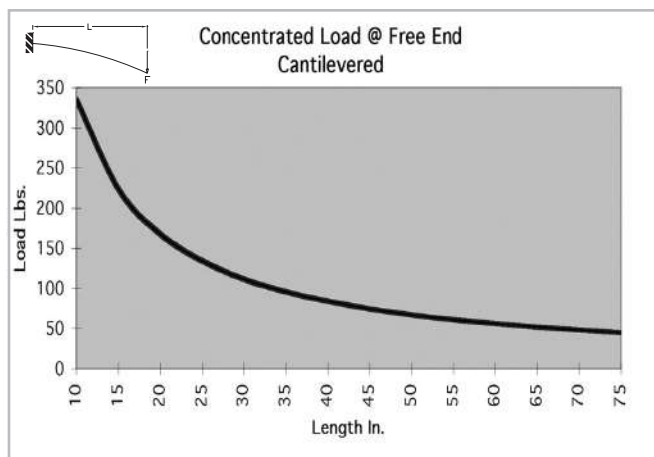
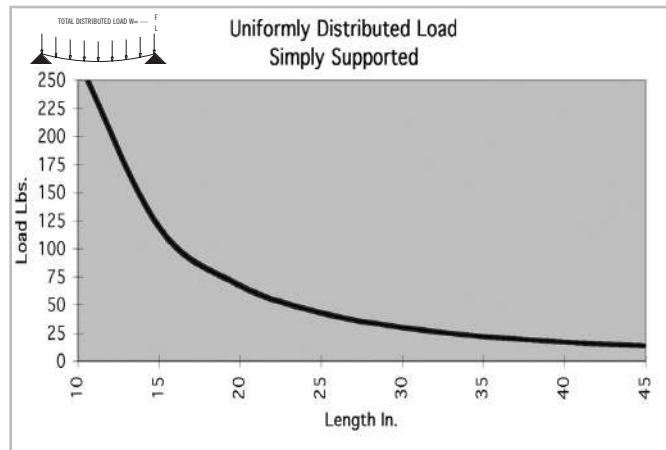
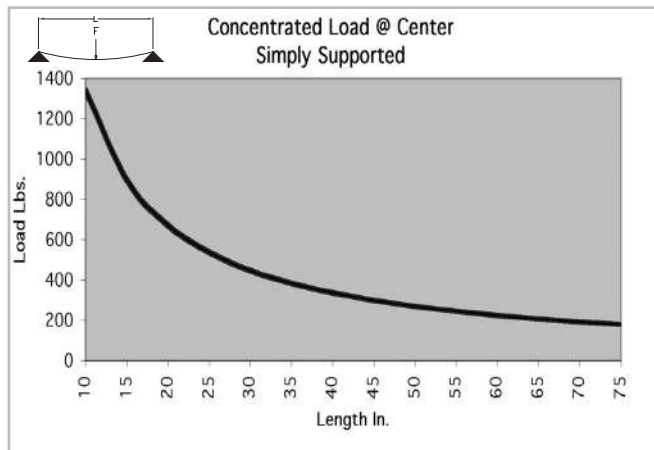
### SPECIFICATIONS

Length	240"
Weight	1.487 lbs/ft (2.213 kg/m)
Estimated Area	1.285 in <sup>2</sup> (8.290 cm <sup>2</sup> )
Moment of Inertia	lx=.578 in <sup>4</sup> (24.058 cm <sup>4</sup> ) ly=.578 in <sup>4</sup> (24.058 cm <sup>4</sup> )

### MACHINE SERVICES

CTL	660004
Single Access Hole	660029
Single Anchor Fastener	660022
Tap 1/4 -20	660037
Tap M6	660040

### BEAM SELECTION BY LOAD AND LENGTH



\* Charts based on allowable loads related to yield strength with a margin of safety equal to five.

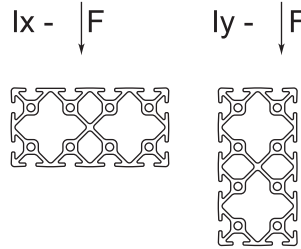
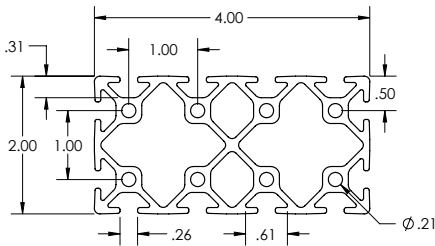
» For deflection equations see page 10

# Fractional Extrusions

# 10 SERIES

## TS20-40

Clear Anodized - 650004



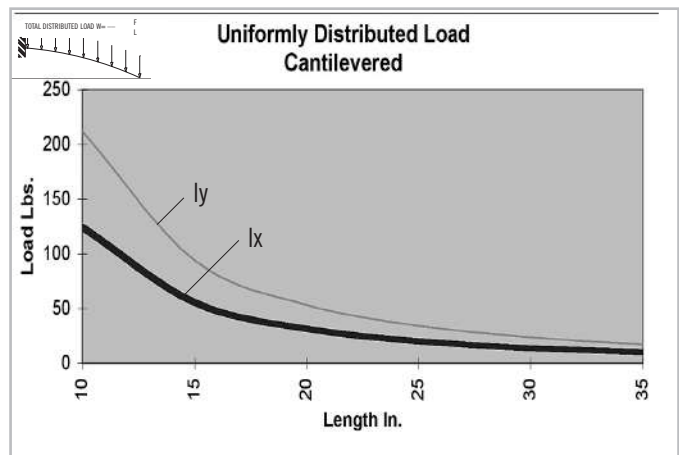
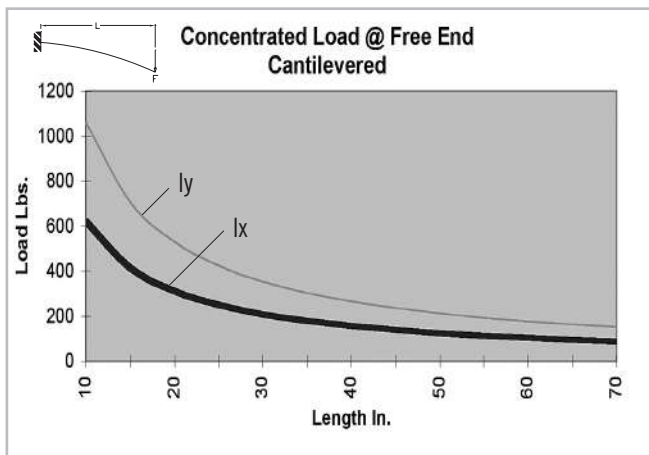
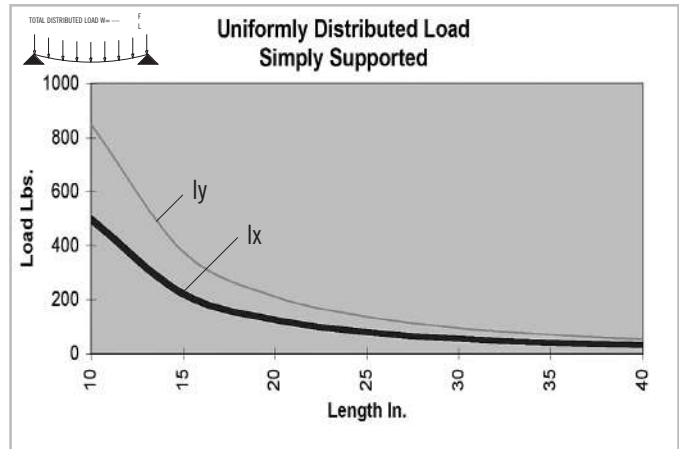
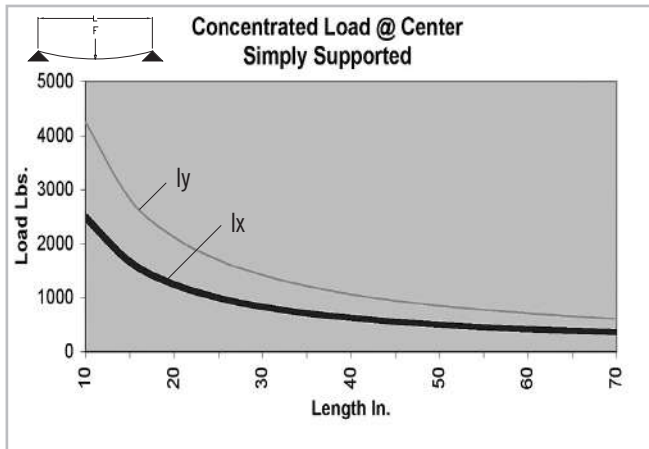
### SPECIFICATIONS

Length .....	240"
Weight .....	2.820 lbs/ft (4.195 kg/m)
Estimated Area .....	2.350 in <sup>2</sup> (15.157 cm <sup>2</sup> )
Moment of Inertia .....	I <sub>x</sub> =1.075 in <sup>4</sup> (44.744 cm <sup>4</sup> )
	I <sub>y</sub> =3.656 in <sup>4</sup> (152.174 cm <sup>4</sup> )

### MACHINE SERVICES

CTL .....	660005
Single Access Hole .....	660029
Single Anchor Fastener .....	660022
Tap 1/4 -20 .....	660018
Tap M6 .....	660019

### BEAM SELECTION BY LOAD AND LENGTH



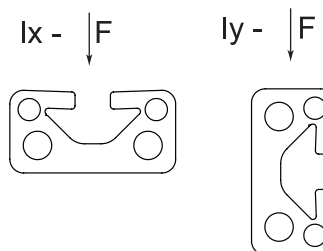
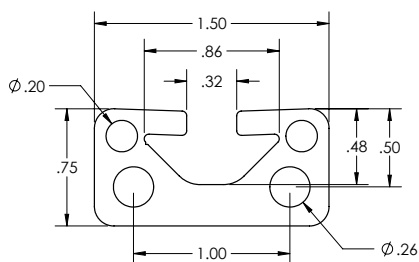
\* Charts based on allowable loads related to yield strength with a margin of safety equal to five.

» For deflection equations see page 10

# 15 SERIES

## TS 15-75

Clear Anodized - 650007



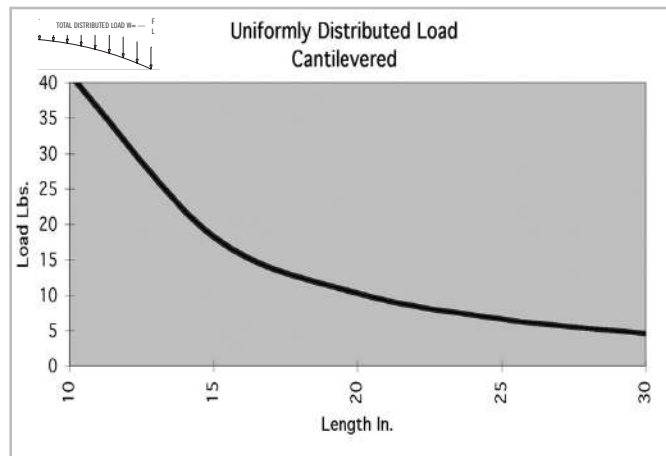
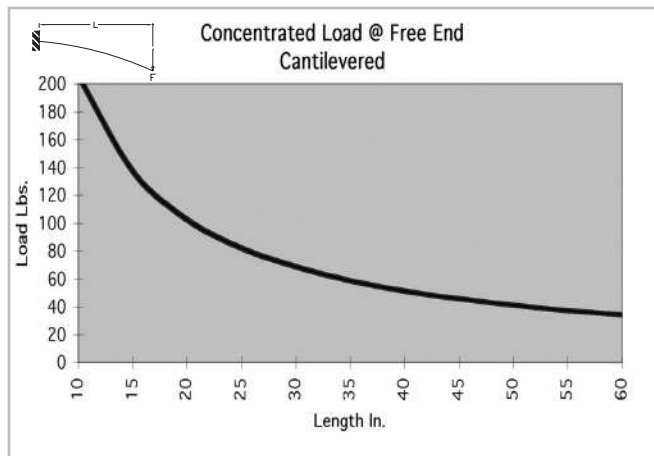
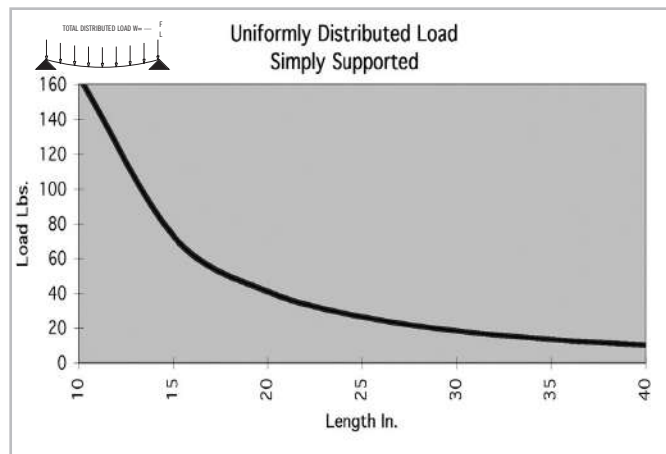
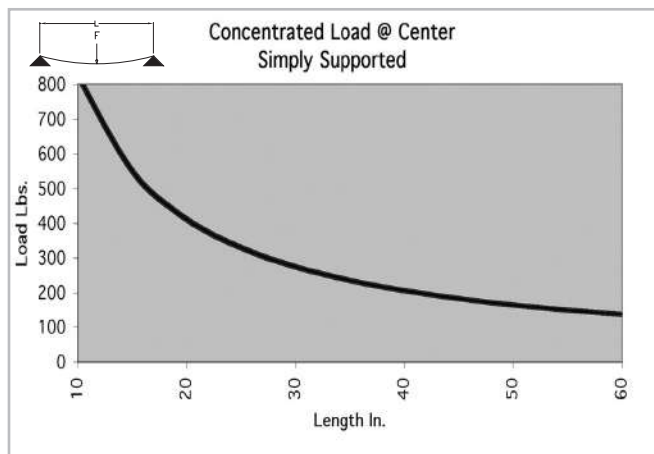
### SPECIFICATIONS

Length .....	145"
Weight .....	0.833 lbs/ft (1.238 kg/m)
Estimated Area .....	0.694 in <sup>2</sup> (4.476 cm <sup>2</sup> )
Moment of Inertia .....	Ix=.037 in <sup>4</sup> (1.522 cm <sup>4</sup> )
	Iy=.147 in <sup>4</sup> (6.114 cm <sup>4</sup> )

### MACHINE SERVICES

CTL .....	660003
Single Access Hole .....	660028
Single Anchor Fastener .....	660020
Tap 5/16 - 18 (Larger Holes) .....	660024
Tap M8 (Larger Holes) .....	660027
Tap 3/8 - 16 (Larger Holes) .....	660182
Tap 1/4-20 (Smaller Holes) .....	660025
Tap M6 (Smaller Holes) .....	660026

### BEAM SELECTION BY LOAD AND LENGTH



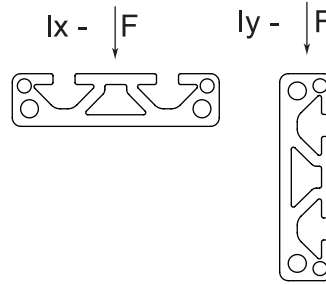
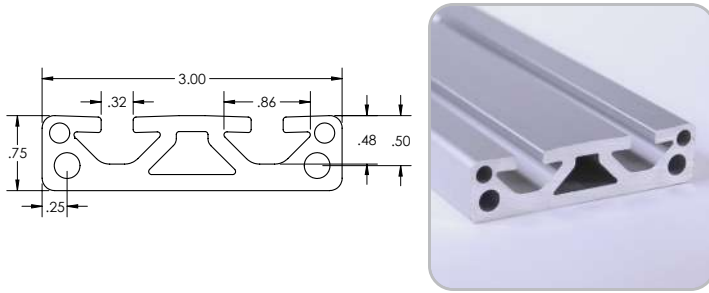
\* Charts based on allowable loads related to yield strength with a margin of safety equal to five.

» For deflection equations see page 10

# Fractional Extrusions

## TS30-75

Clear Anodized - 650019



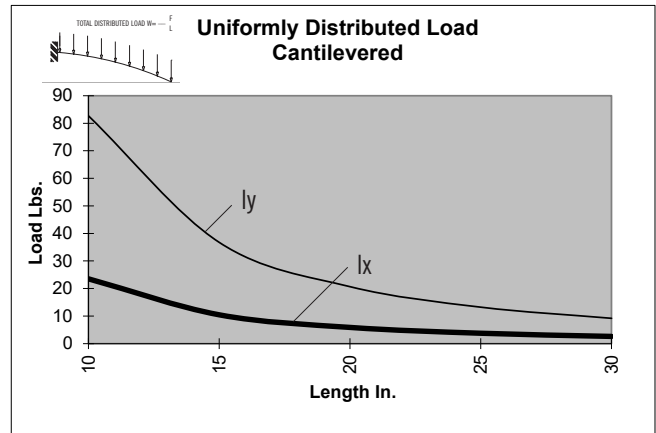
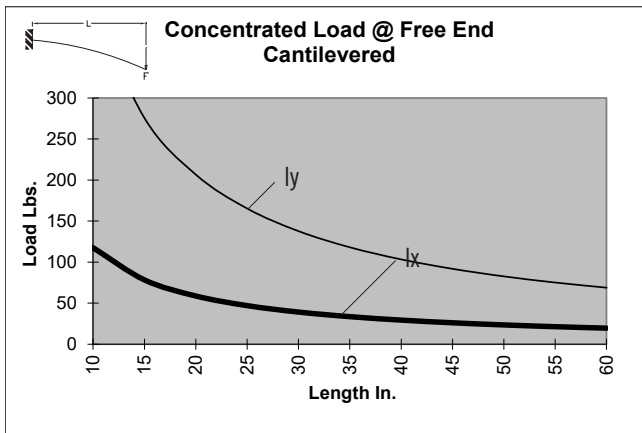
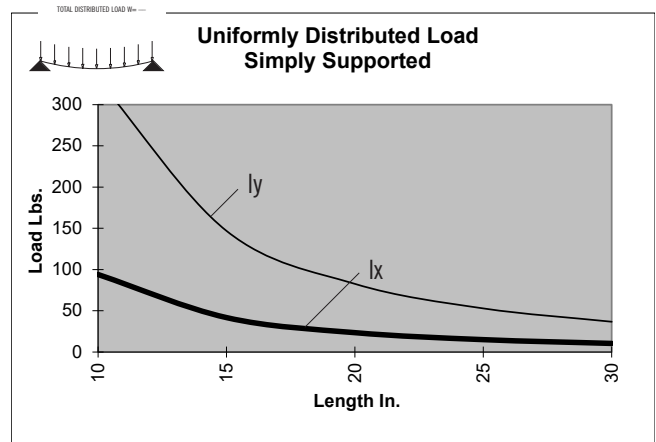
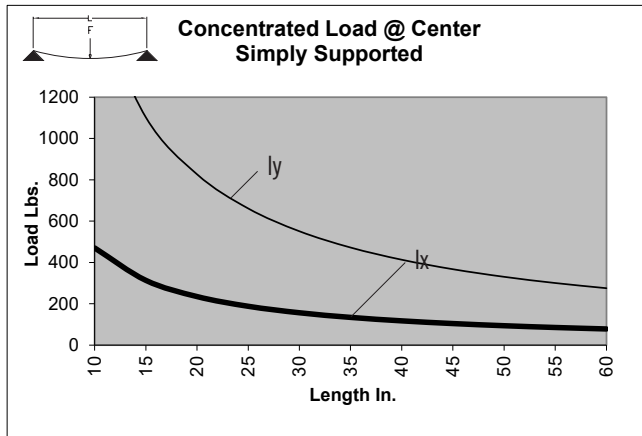
### SPECIFICATIONS

Length	.....	145"
Weight	.....	1.547 lbs/ft (2.303 kg/m)
Estimated Area	.....	1.321 in <sup>2</sup> (8.525 cm <sup>2</sup> )
Moment of Inertia	.....	lx=.076 in <sup>4</sup> (3.175 cm <sup>4</sup> )
		ly=1.069 in <sup>4</sup> (44.515 cm <sup>4</sup> )

### MACHINE SERVICES

CTL	.....	660003
Single Access Hole	.....	660028
Single Anchor Fastener	.....	660020
Tap 5/16 - 18 (Larger Holes)	.....	660024
Tap M8 (Larger Holes)	.....	660027
Tap 3/8 - 16 (Larger Holes)	.....	660182
Tap 1/4-20 (Smaller Holes)	.....	660025
Tap M6 (Smaller Holes)	.....	660026

### BEAM SELECTION BY LOAD AND LENGTH



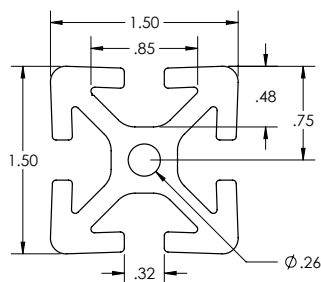
\* Charts based on allowable loads related to yield strength with a margin of safety equal to five.

» For deflection equations see page 10

# 15 SERIES

## TS15-15

Clear Anodized - **650005**  
 Black Anodized - **650105**



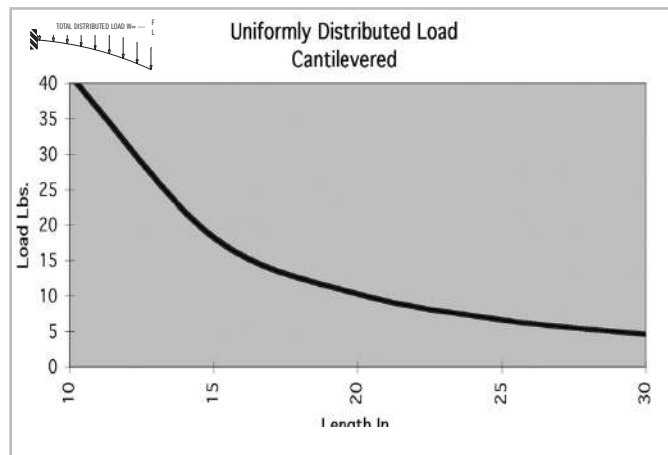
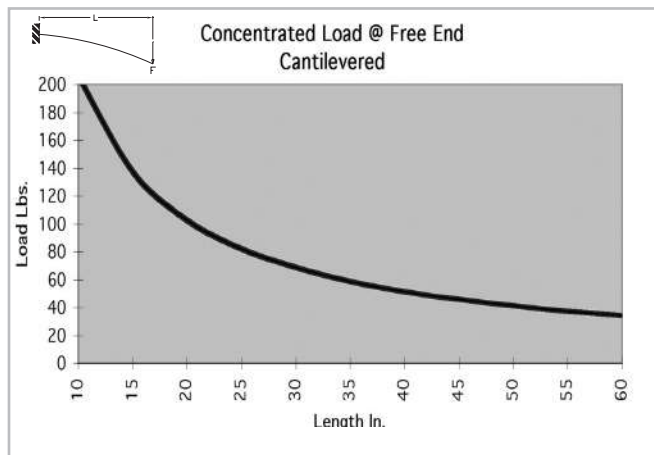
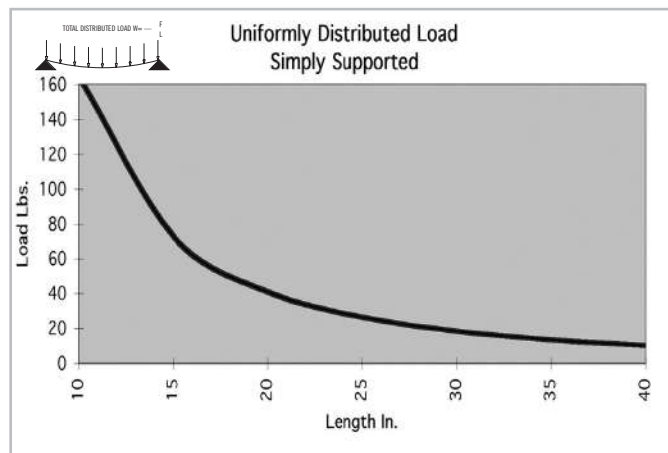
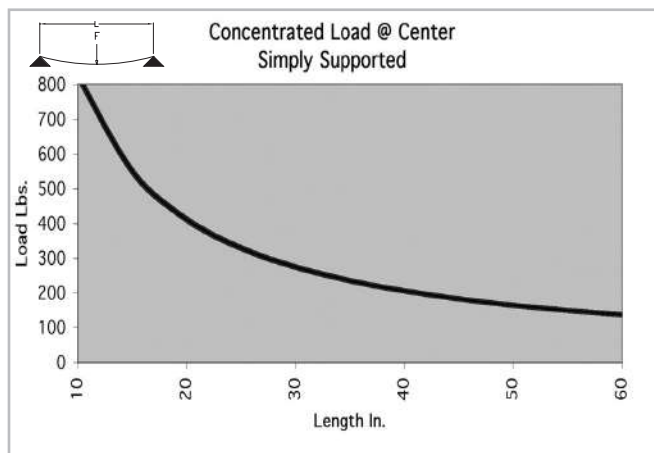
### SPECIFICATIONS

Length	.....	.240"
Weight	.....	1.406 lbs/ft (2.092 kg/m)
Estimated Area	.....	1.198 in <sup>2</sup> (7.729 cm <sup>2</sup> )
Moment of Inertia	.....	lx=.266 in <sup>4</sup> (11.072 cm <sup>4</sup> ) ly=.266 in <sup>4</sup> (11.072 cm <sup>4</sup> )

### MACHINE SERVICES

CTL	.....	660003
Single Access Hole	.....	660028
Single Anchor Fastener	.....	660020
Tap 5/16 - 18	.....	660034
Tap M8	.....	660033
Tap 3/8 - 16	.....	660009

### BEAM SELECTION BY LOAD AND LENGTH



\* Charts based on allowable loads related to yield strength with a margin of safety equal to five.

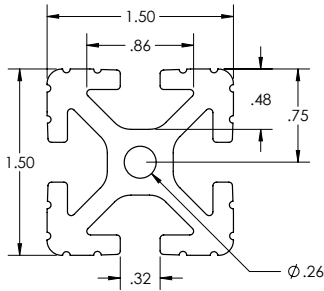
» For deflection equations see page 10

# Fractional Extrusions

# 15 SERIES

## TS15-15 GR

Clear Anodized - 650080



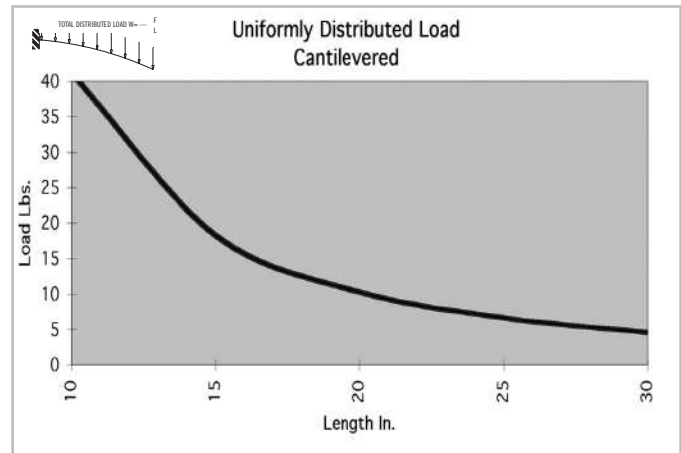
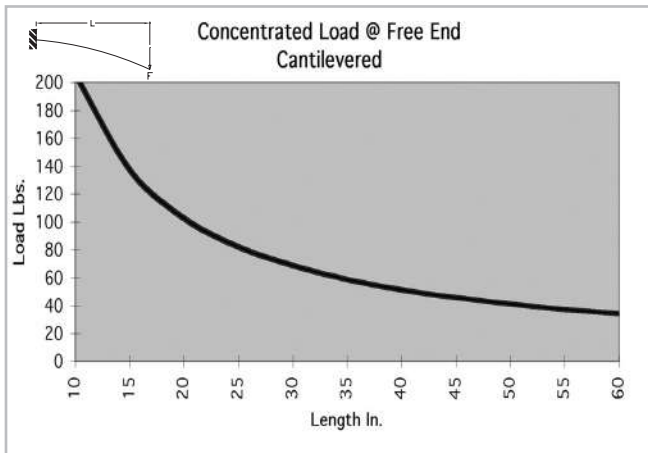
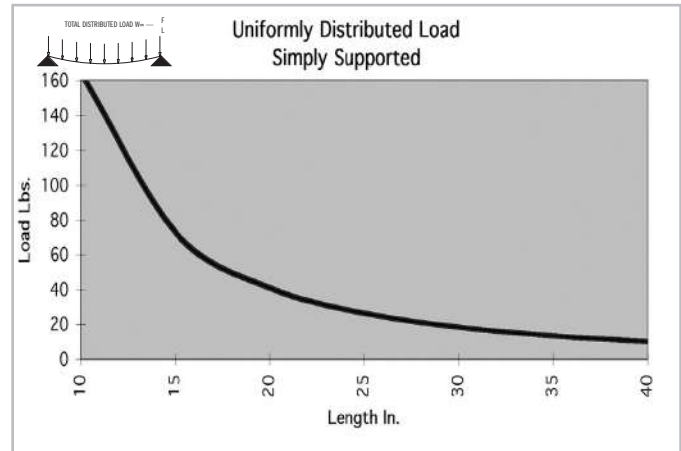
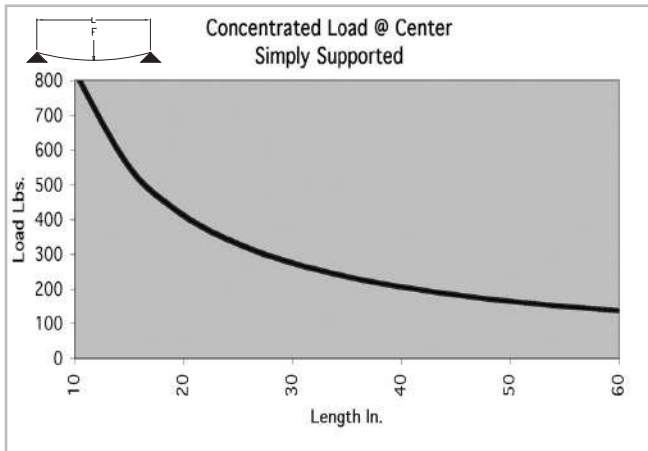
### SPECIFICATIONS

Length	.....	240"
Weight	.....	1.338 lbs/ft (1.991 kg/m)
Estimated Area	.....	1.198 in <sup>2</sup> (7.729 cm <sup>2</sup> )
Moment of Inertia	.....	I <sub>x</sub> =.266 in <sup>4</sup> (11.072 cm <sup>4</sup> ) I <sub>y</sub> =.266 in <sup>4</sup> (11.072 cm <sup>4</sup> )

### MACHINE SERVICES

CTL	.....	660003
Single Access Hole	.....	660028
Single Anchor Fastener	.....	660020
Tap 5/16 - 18	.....	660034
Tap M8	.....	660033
Tap 3/8 - 16	.....	660009

### BEAM SELECTION BY LOAD AND LENGTH



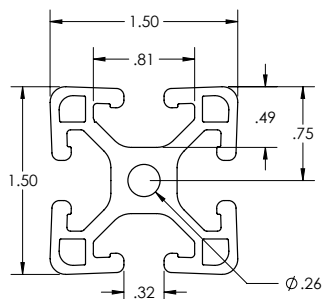
\* Charts based on allowable loads related to yield strength with a margin of safety equal to five.

» For deflection equations see page 10

# 15 SERIES

## TS15-15L

Clear Anodized - **650006**  
 Black Anodized - **650106**



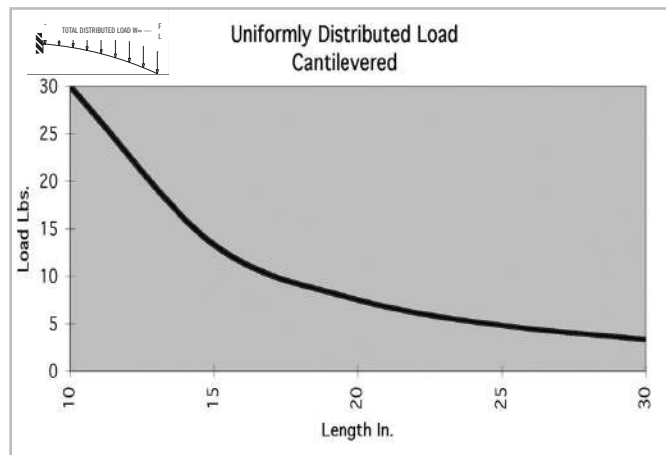
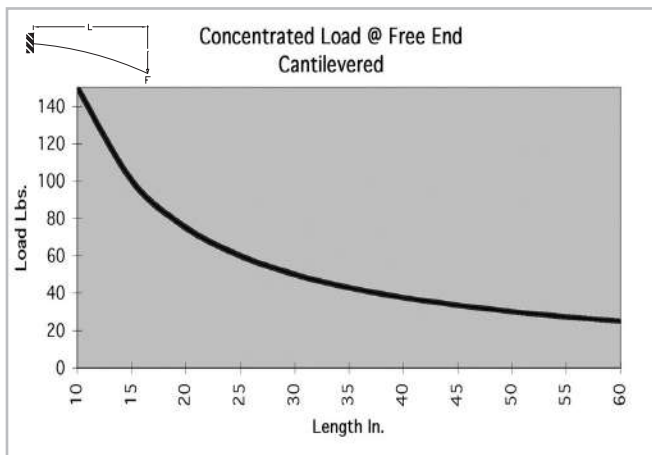
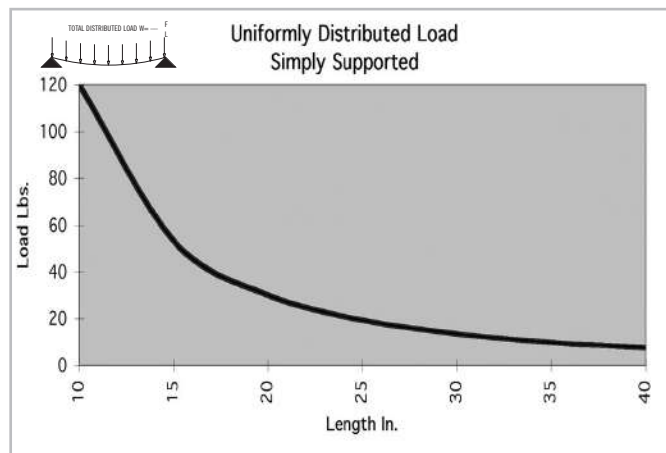
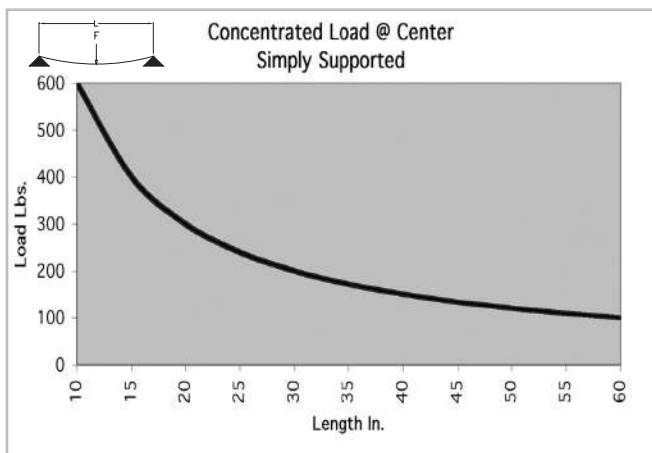
### SPECIFICATIONS

Length	.....	.240"
Weight	.....	1.093 lbs/ft (1.627 kg/m)
Estimated Area	.....	0.925 in <sup>2</sup> (5.968 cm <sup>2</sup> )
Moment of Inertia	.....	I <sub>x</sub> =.194 in <sup>4</sup> (8.075 cm <sup>4</sup> ) I <sub>y</sub> =.194 in <sup>4</sup> (8.075 cm <sup>4</sup> )

### MACHINE SERVICES

CTL	.....	660003
Single Access Hole	.....	660028
Single Anchor Fastener	.....	660020
Tap 5/16 -18	.....	660034
Tap M8	.....	660033
Tap 3/8 - 16	.....	660009

### BEAM SELECTION BY LOAD AND LENGTH



\* Charts based on allowable loads related to yield strength with a margin of safety equal to five.

» For deflection equations see page 10

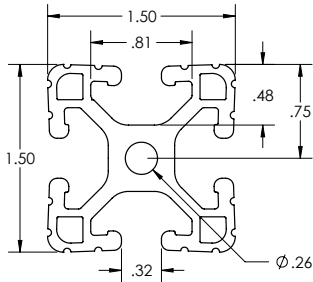


# Fractional Extrusions

# 15 SERIES

Clear Anodized - **650048**  
 Black Anodized - **650148**  
 Yellow Powder Coat - **650248**

## TS15-15L GR



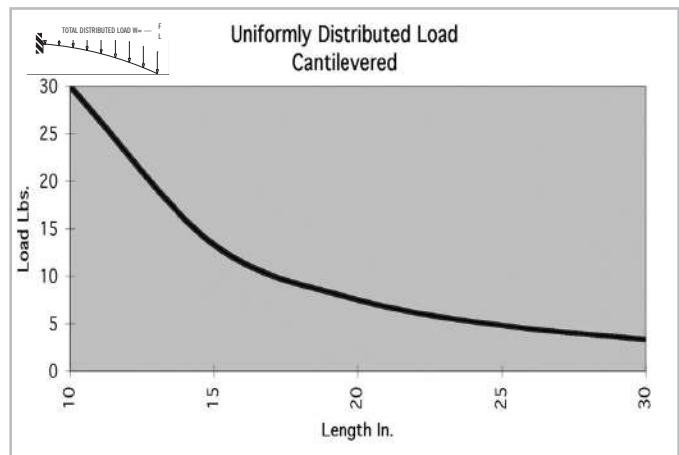
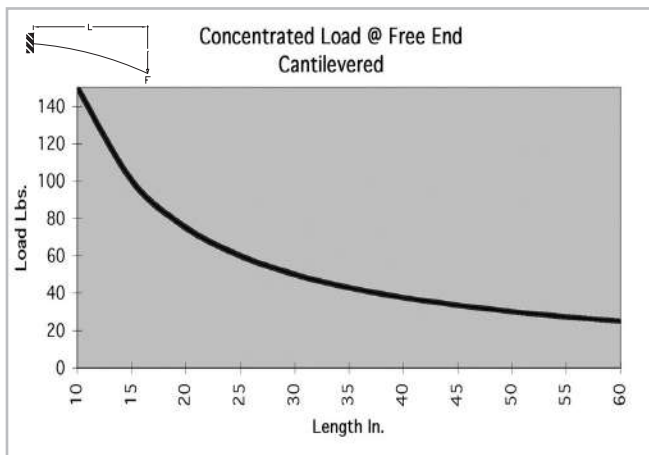
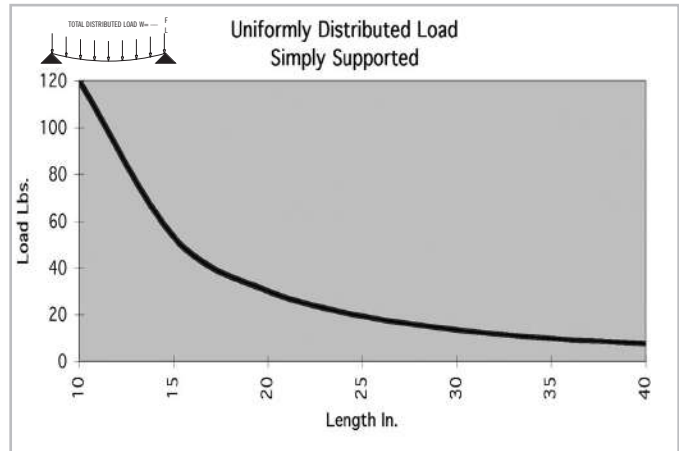
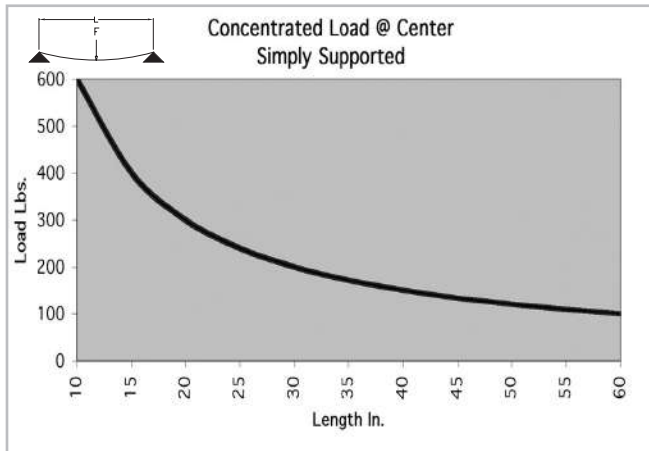
### SPECIFICATIONS

Length Clear	.....	240"
Length Black	.....	240" (6 m)
Length Yellow	.....	144" (3.6 m)
Weight	.....	1.066 lbs/ft (1.066 kg/m)
Estimated Area	.....	0.925 in <sup>2</sup> (5.968 cm <sup>2</sup> )
Moment of Inertia	.....	I <sub>x</sub> =.194 in <sup>4</sup> (8.075 cm <sup>4</sup> )
	.....	I <sub>y</sub> =.194 in <sup>4</sup> (8.075 cm <sup>4</sup> )

### MACHINE SERVICES

CTL	.....	660003
Single Access Hole	.....	660028
Single Anchor Fastener	.....	660020
Tap 5/16 -18	.....	660034
Tap M8	.....	660033
Tap 3/8 - 16	.....	660009

### BEAM SELECTION BY LOAD AND LENGTH



\* Charts based on allowable loads related to yield strength with a margin of safety equal to five.

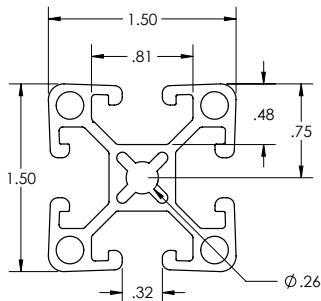
» For deflection equations see page 10



# 15 SERIES

## TS15-15VL

Clear Anodized - 650018



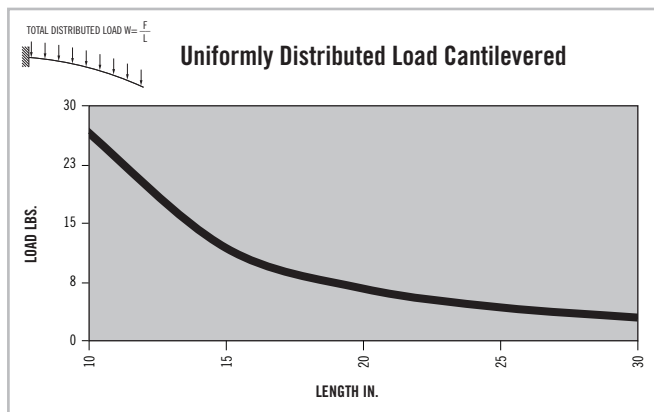
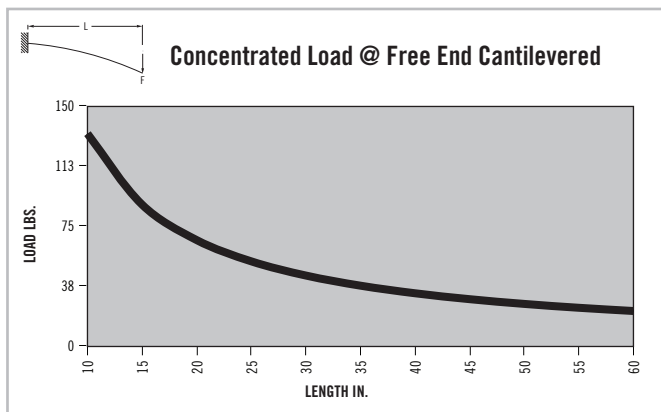
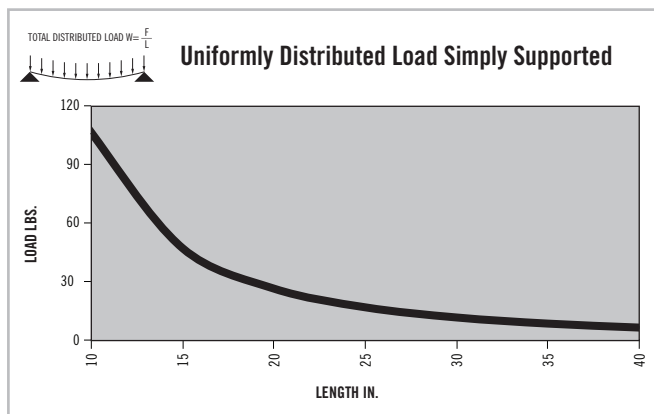
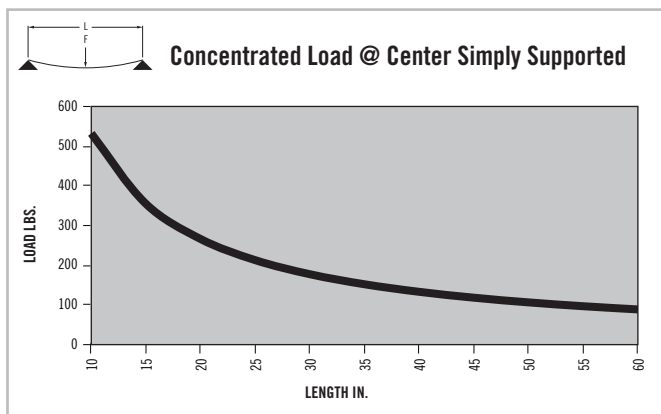
### SPECIFICATIONS

Length	240"
Weight	0.932 lbs/ft (1.387 kg/m)
Estimated Area	0.771 in <sup>2</sup> (4.972 cm <sup>2</sup> )
Moment of Inertia	lx=0.172 in <sup>4</sup> (7.159 cm <sup>4</sup> ) ly=0.172 in <sup>4</sup> (7.159 cm <sup>4</sup> )

### MACHINE SERVICES

CTL	660003
Single Access Hole	660028
Single Anchor Fastener	660020
Tap 5/16 - 18	660034
Tap M8	660033
Tap 3/8 - 16	660009

### BEAM SELECTION BY LOAD AND LENGTH



\* Charts based on allowable loads related to yield strength with a margin of safety equal to five.

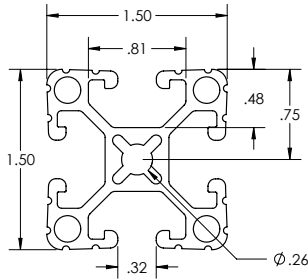
» For deflection equations see page 10

# Fractional Extrusions

# 15 SERIES

## TS15-15VL GR

Clear Anodized - 650081



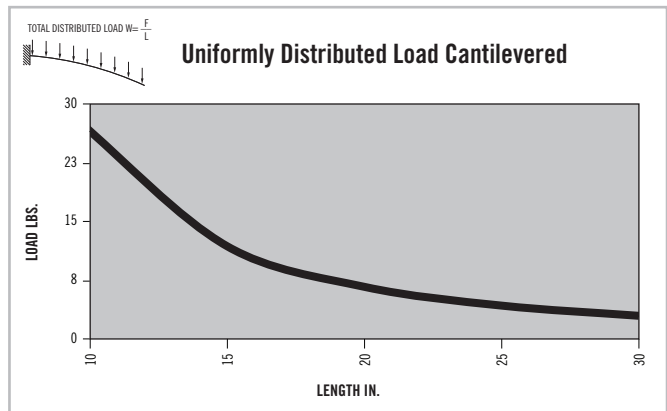
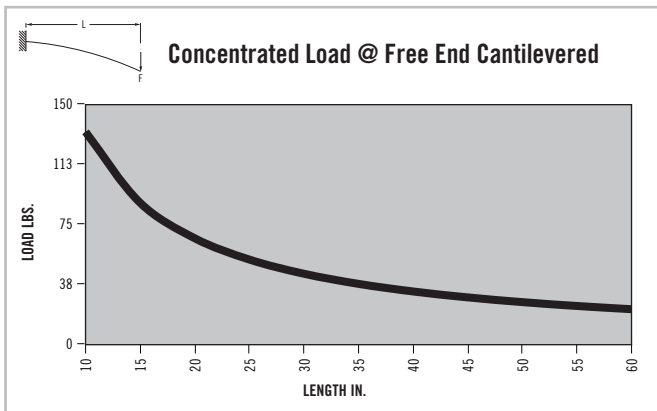
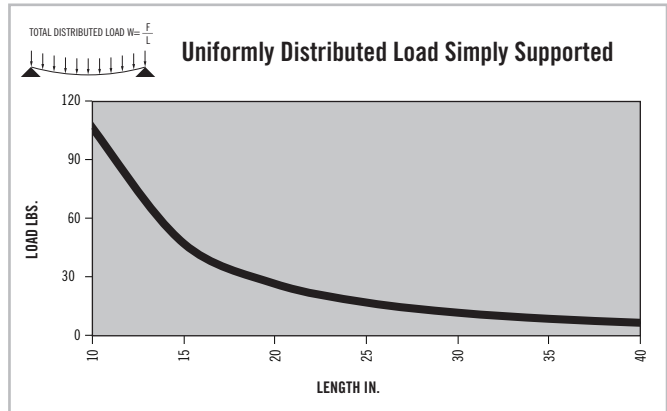
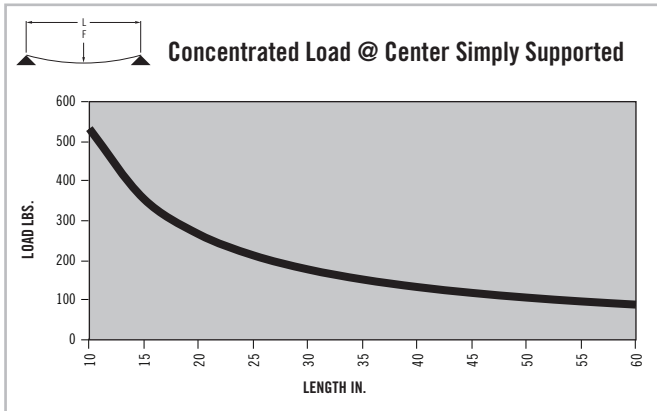
### SPECIFICATIONS

Length .....	.240"
Weight .....	0.898 lbs/ft (1.336 kg/m)
Estimated Area .....	0.771 in <sup>2</sup> (4.972 cm <sup>2</sup> )
Moment of Inertia .....	I <sub>x</sub> =0.172 in <sup>4</sup> (7.159 cm <sup>4</sup> )
	I <sub>y</sub> =0.172 in <sup>4</sup> (7.159 cm <sup>4</sup> )

### MACHINE SERVICES

CTL .....	660003
Single Access Hole .....	660028
Single Anchor Fastener .....	660020
Tap 5/16 -18 .....	660034
Tap M8 .....	660033
Tap 3/8 - 16 .....	660009

### BEAM SELECTION BY LOAD AND LENGTH



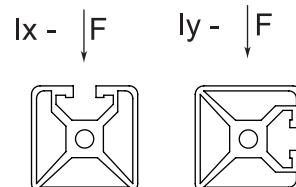
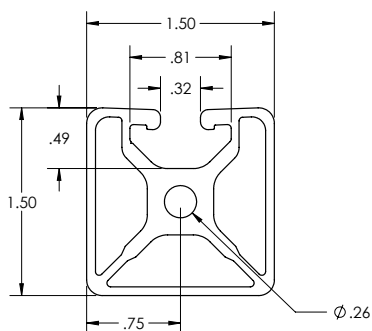
\* Charts based on allowable loads related to yield strength with a margin of safety equal to five.

» For deflection equations see page 10

# 15 SERIES

## TS15-15 MONOSLOT

Clear Anodized - **650014**  
 Black Anodized - **650114**



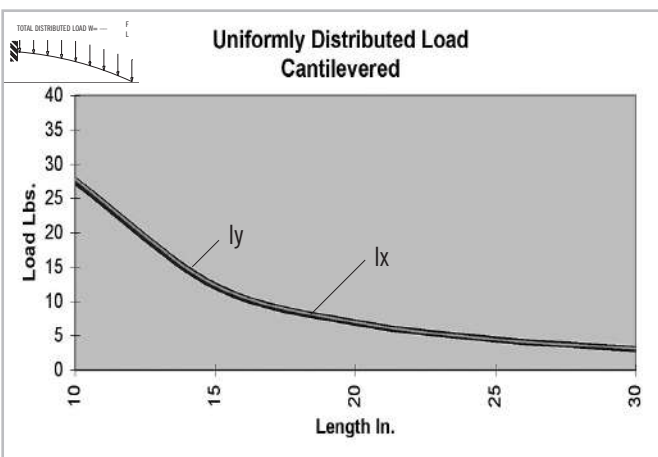
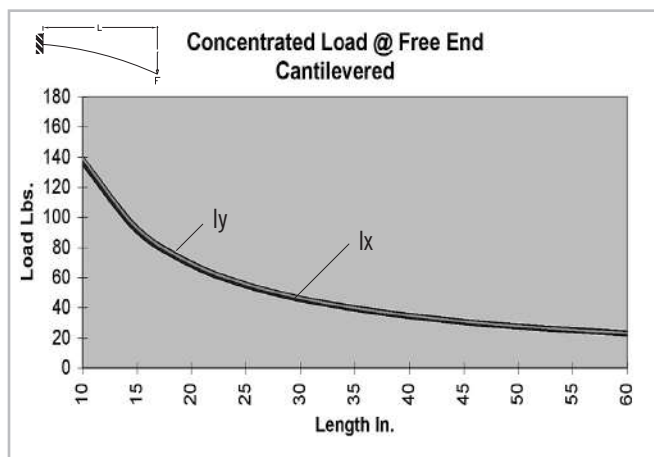
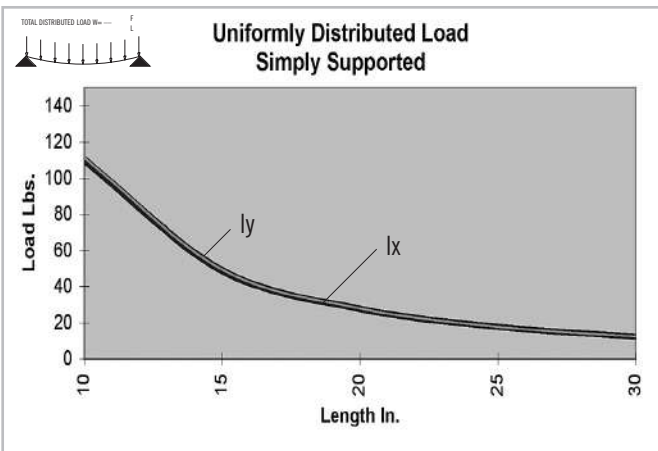
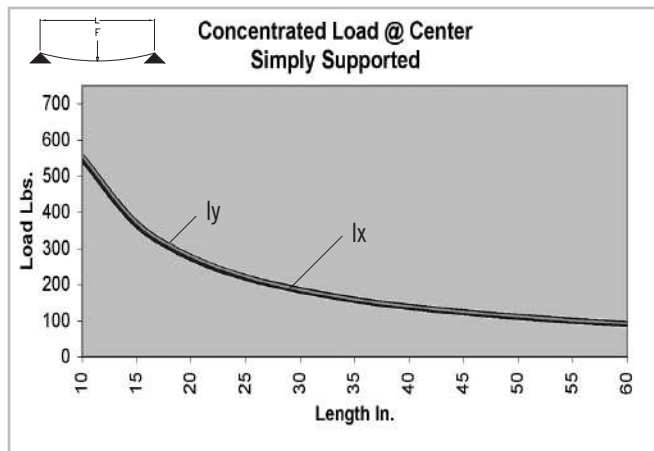
### SPECIFICATIONS

Length .....	240"
Weight .....	1.014 lbs/ft (1.510 kg/m)
Estimated Area .....	0.846 in <sup>2</sup> (5.456 cm <sup>2</sup> )
Moment of Inertia .....	Ix=.178 in <sup>4</sup> (7.408 cm <sup>4</sup> )
	Iy=.180 in <sup>4</sup> (7.492 cm <sup>4</sup> )

### MACHINE SERVICES

CTL .....	660003
Single Access Hole .....	660028
Single Anchor Fastener .....	660020
Tap 5/16 -18 .....	660034
Tap M8 .....	660033
Tap 3/8 - 16 .....	660009

### BEAM SELECTION BY LOAD AND LENGTH



\* Charts based on allowable loads related to yield strength with a margin of safety equal to five.

» For deflection equations see page 10

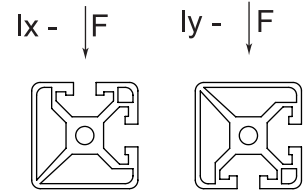
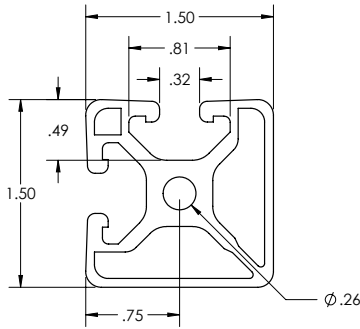
# Fractional Extrusions

# 15 SERIES

## TS15-15 BISLOT AD

Clear Anodized - **650015**

Black Anodized - **650115**



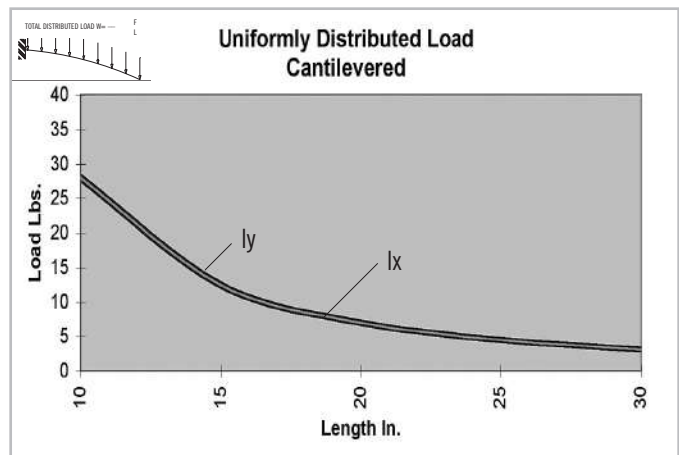
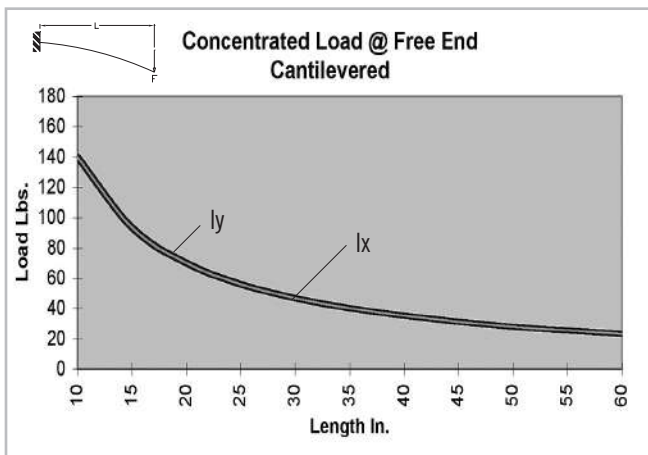
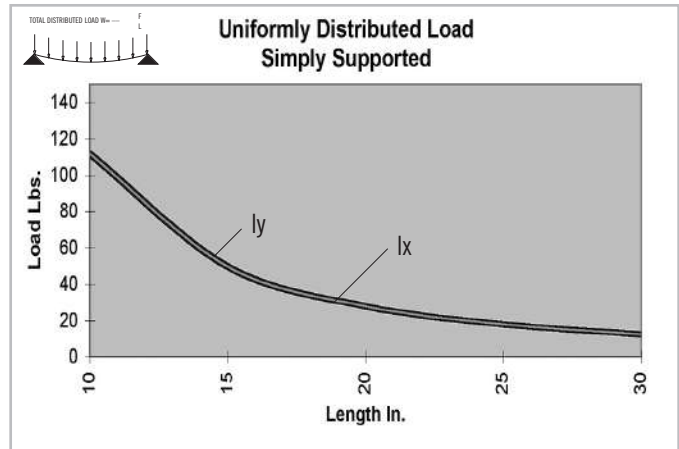
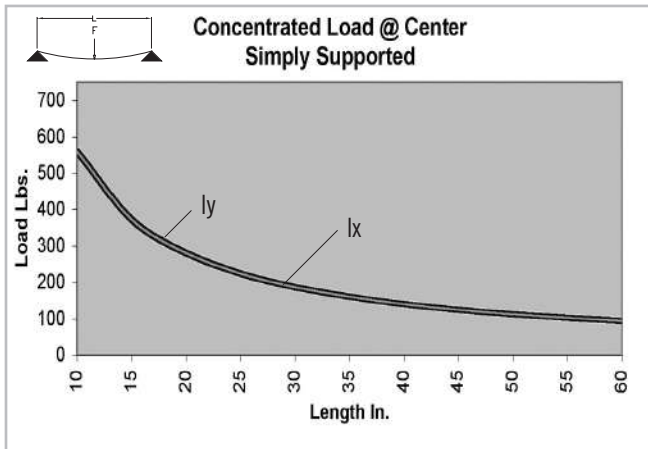
### SPECIFICATIONS

Length	.....	240"
Weight	.....	1.036 lbs/ft (1.541 kg/m)
Estimated Area	.....	0.863 in <sup>2</sup> (5.566 cm <sup>2</sup> )
Moment of Inertia	.....	lx=.181 in <sup>4</sup> (7.533 cm <sup>4</sup> )
		ly=.181 in <sup>4</sup> (7.533 cm <sup>4</sup> )

### MACHINE SERVICES

CTL	.....	660003
Single Access Hole	.....	660028
Single Anchor Fastener	.....	660020
Tap 5/16 -18	.....	660034
Tap M8	.....	660033
Tap 3/8 - 16	.....	660009

### BEAM SELECTION BY LOAD AND LENGTH



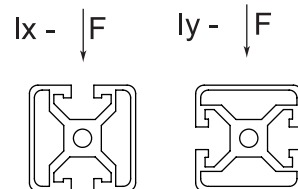
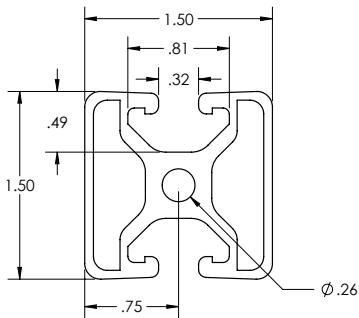
\* Charts based on allowable loads related to yield strength with a margin of safety equal to five.

» For deflection equations see page 10

# 15 SERIES

## TS15-15 BISLOT OPP

Clear Anodized - **650016**  
 Black Anodized - **650116**



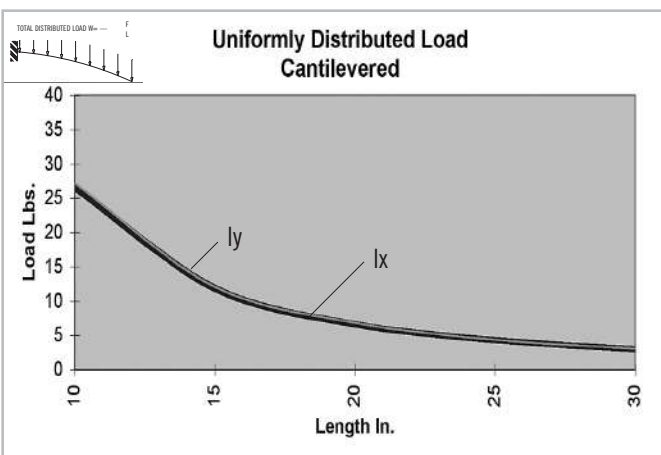
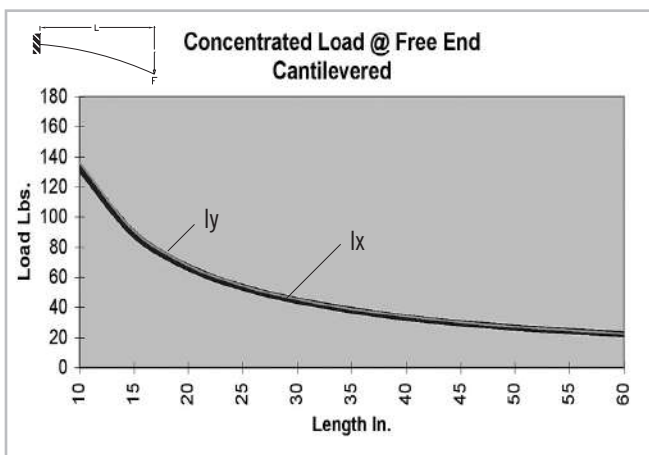
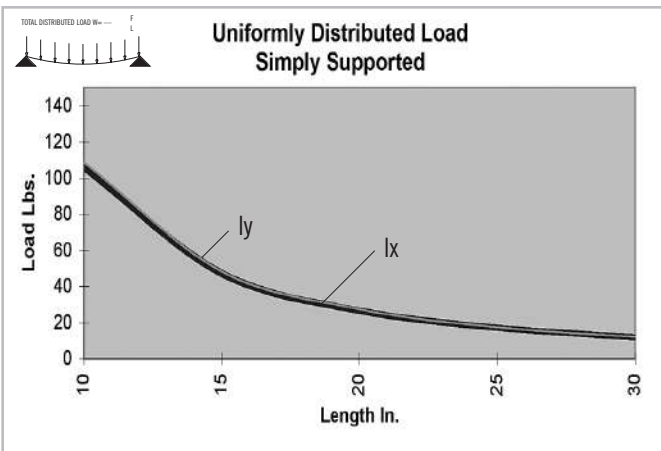
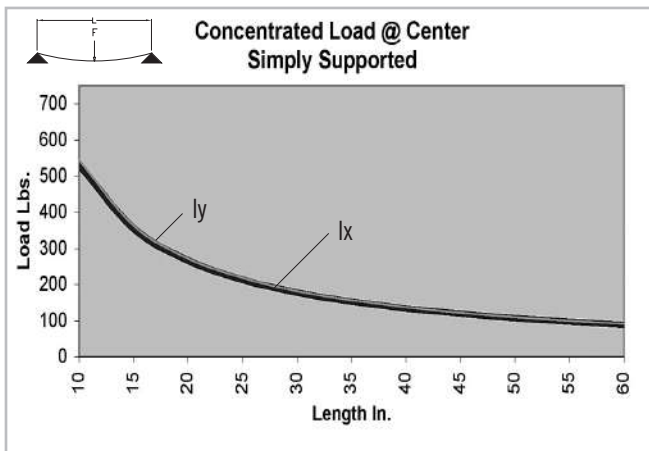
### SPECIFICATIONS

Length .....	240"
Weight .....	1.008 lbs/ft (1.499 kg/m)
Estimated Area .....	0.840 in <sup>2</sup> (5.418 cm <sup>2</sup> )
Moment of Inertia .....	Ix=.172 in <sup>4</sup> (7.159 cm <sup>4</sup> )
	Iy=.176 in <sup>4</sup> (7.325 cm <sup>4</sup> )

### MACHINE SERVICES

CTL .....	660003
Single Access Hole .....	660028
Single Anchor Fastener .....	660020
Tap 5/16 - 18 .....	660034
Tap M8 .....	660033
Tap 3/8 - 16 .....	660009

### BEAM SELECTION BY LOAD AND LENGTH



\* Charts based on allowable loads related to yield strength with a margin of safety equal to five.

» For deflection equations see page 10

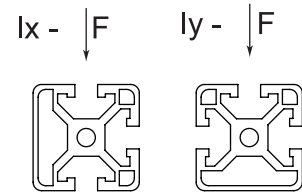
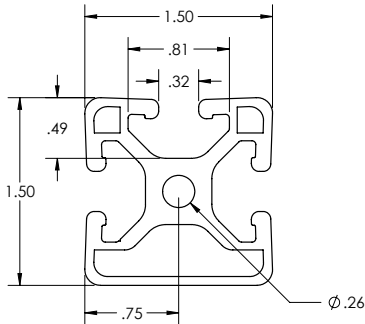
# Fractional Extrusions

# 15 SERIES

## TS15-15 TRISLOT

Clear Anodized - **650017**

Black Anodized - **650117**



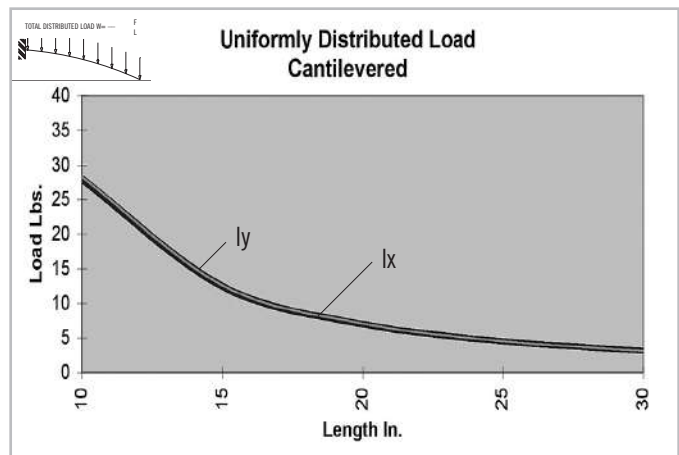
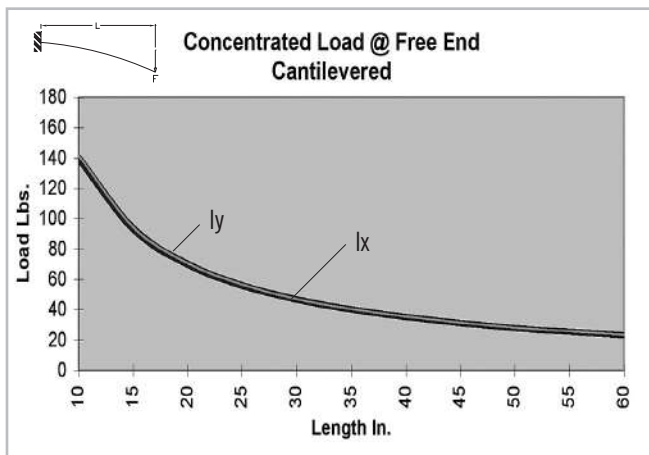
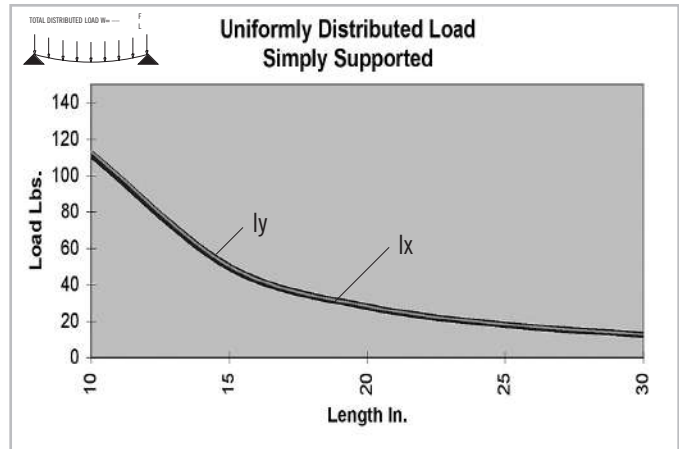
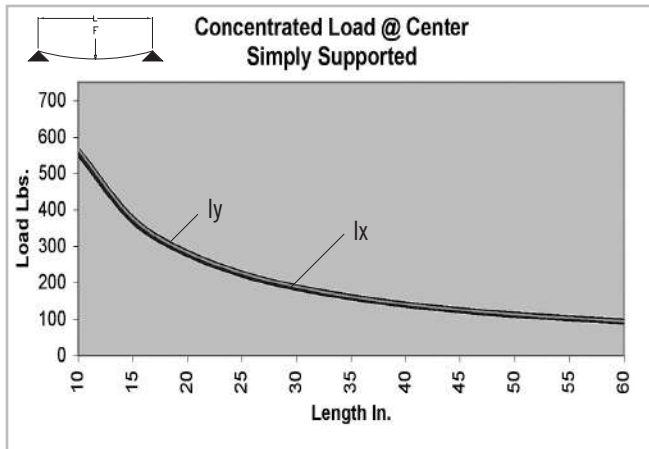
### SPECIFICATIONS

Length .....	240"
Weight .....	1.050 lbs/ft (1.563 kg/m)
Estimated Area .....	0.878 in <sup>2</sup> (5.663 cm <sup>2</sup> )
Moment of Inertia .....	Ix=.181 in <sup>4</sup> (7.533 cm <sup>4</sup> )
	Iy=.183 in <sup>4</sup> (7.617 cm <sup>4</sup> )

### MACHINE SERVICES

CTL .....	660003
Single Access Hole .....	660028
Single Anchor Fastener .....	660020
Tap 5/16 -18 .....	660034
Tap M8 .....	660033
Tap 3/8 - 16 .....	660009

### BEAM SELECTION BY LOAD AND LENGTH



\* Charts based on allowable loads related to yield strength with a margin of safety equal to five.

» For deflection equations see page 10



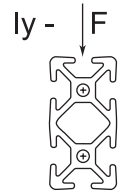
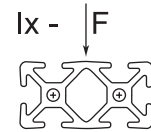
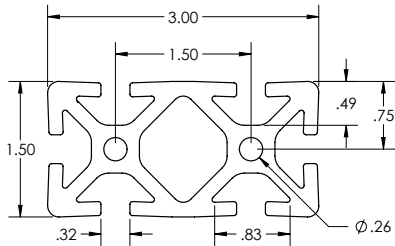


# Fractional Extrusions

# 15 SERIES

## TS15-30

Clear Anodized - **650008**  
 Black Anodized - **650108**



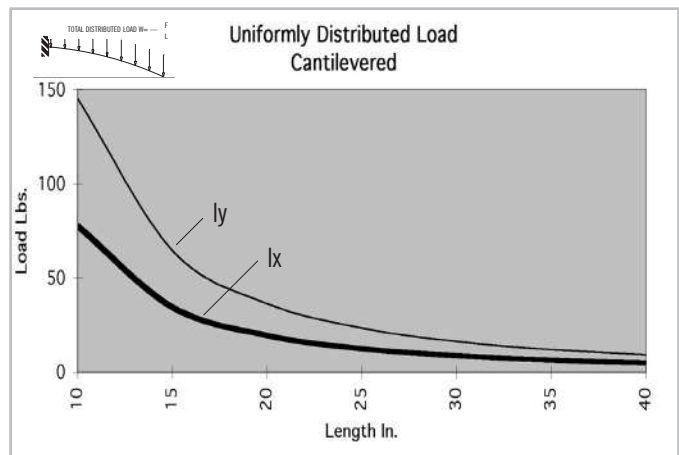
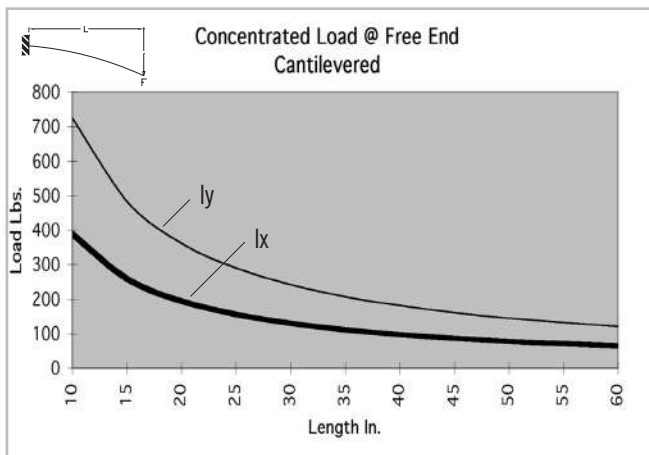
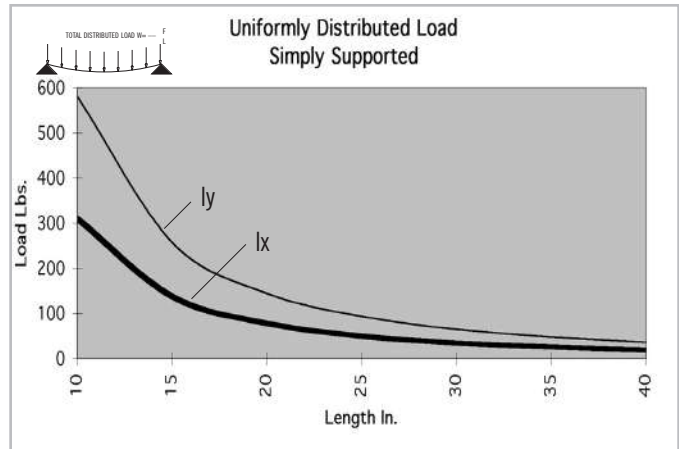
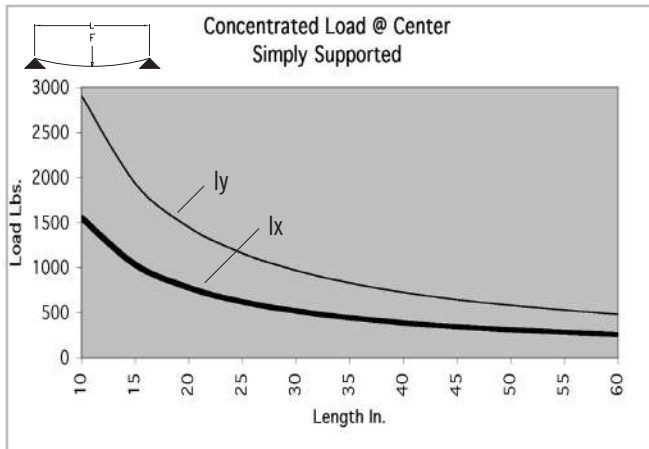
### SPECIFICATIONS

Length	240"
Weight	2.507 lbs/ft (3.731 kg/m)
Estimated Area	2.155 in <sup>2</sup> (13.903 cm <sup>2</sup> )
Moment of Inertia	Ix=.502 in <sup>4</sup> (20.895 cm <sup>4</sup> ) Iy=1.877 in <sup>4</sup> (78.127 cm <sup>4</sup> )

### MACHINE SERVICES

CTL	660006
Single Access Hole	660028
Single Anchor Fastener	660020
Tap 5/16 -18	660024
Tap M8	660027

### BEAM SELECTION BY LOAD AND LENGTH



\* Charts based on allowable loads related to yield strength with a margin of safety equal to five.

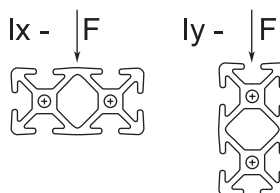
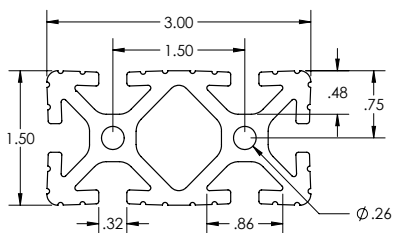
» For deflection equations see page 10



# 15 SERIES

## TS15-30 GR

Clear Anodized - 650082



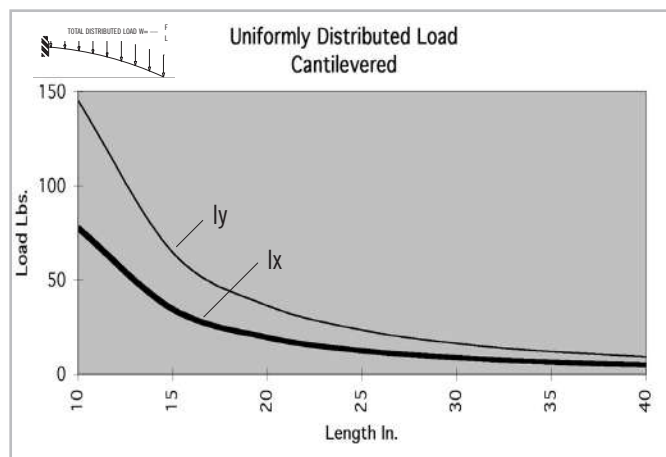
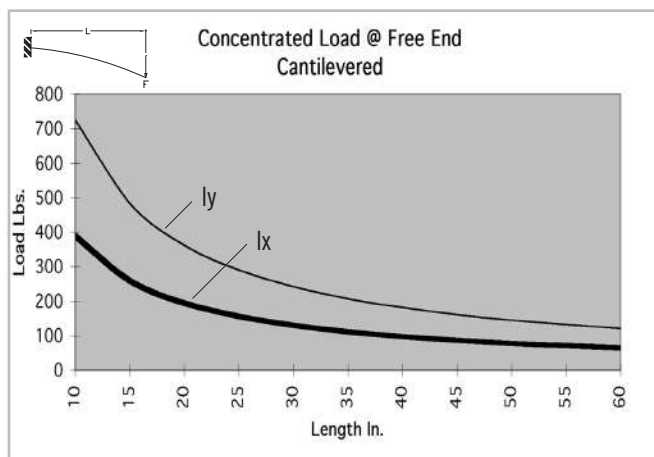
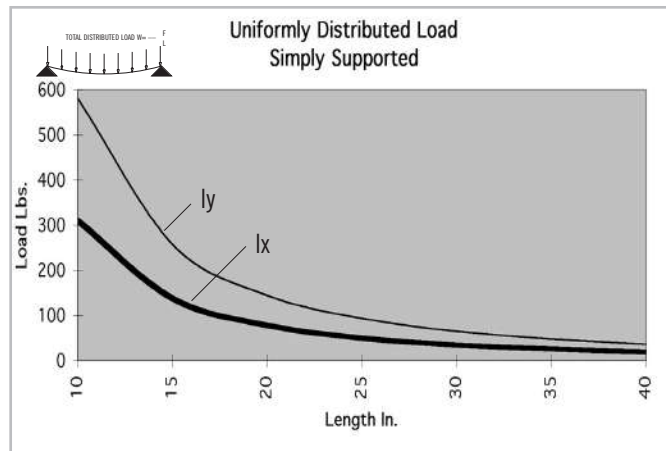
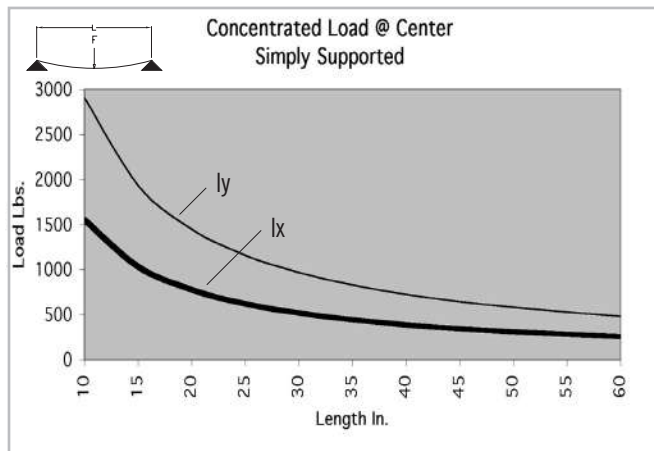
### SPECIFICATIONS

Length .....	240"
Weight .....	2.466 lbs/ft (3.670 kg/m)
Estimated Area .....	2.155 in <sup>2</sup> (13.903 cm <sup>2</sup> )
Moment of Inertia .....	Ix=.502 in <sup>4</sup> (20.895 cm <sup>4</sup> )
	Iy=1.877 in <sup>4</sup> (78.127 cm <sup>4</sup> )

### MACHINE SERVICES

CTL .....	660006
Single Access Hole .....	660028
Single Anchor Fastener .....	660020
Tap 5/16 - 18 .....	660024
Tap M8 .....	660027

### BEAM SELECTION BY LOAD AND LENGTH



\* Charts based on allowable loads related to yield strength with a margin of safety equal to five.

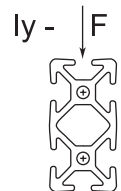
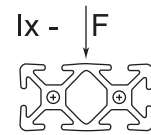
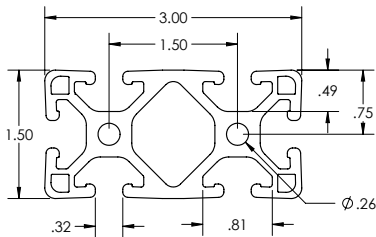
» For deflection equations see page 10

# Fractional Extrusions

## TS15-30L

Clear Anodized - **650009**

Black Anodized - **650109**



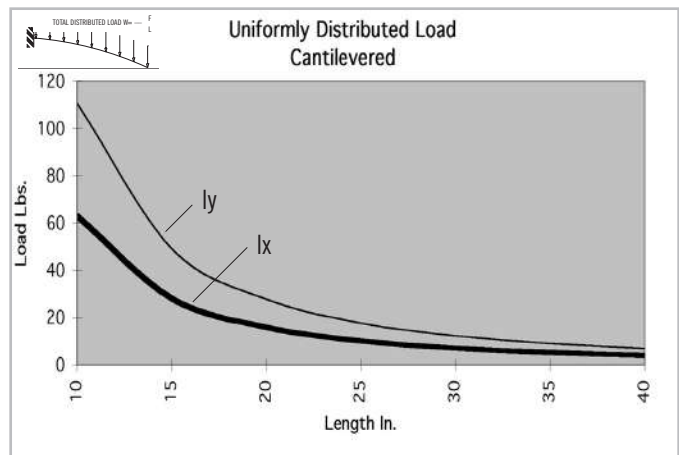
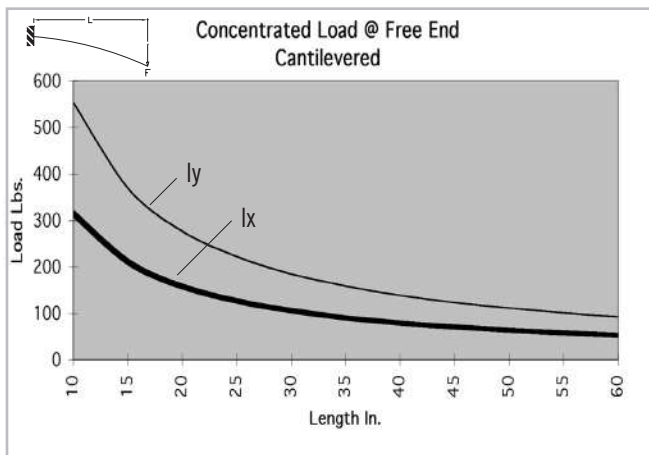
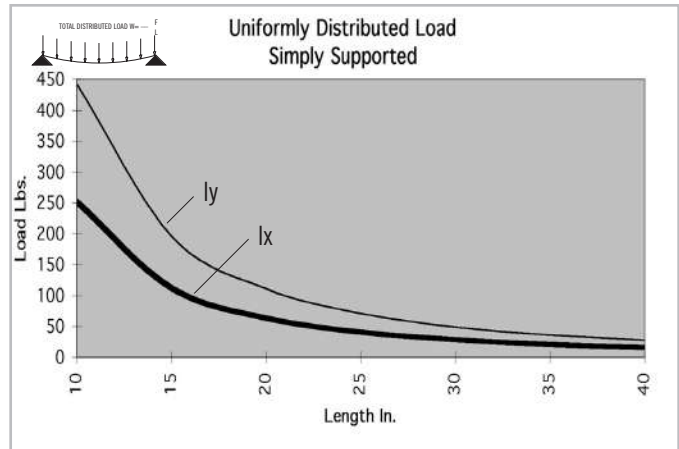
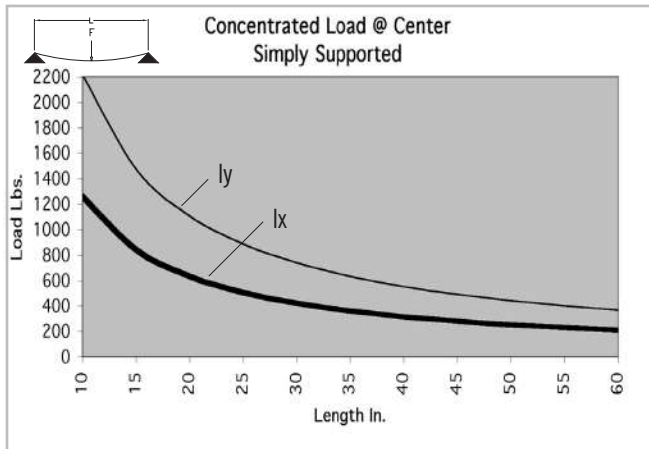
### SPECIFICATIONS

Length	.....	.240"
Weight	.....	2.092 lbs/ft (3.113 kg/m)
Estimated Area	.....	1.766 in <sup>2</sup> (11.394 cm <sup>2</sup> )
Moment of Inertia	.....	I <sub>x</sub> =.408 in <sup>4</sup> (16.982 cm <sup>4</sup> )
		I <sub>y</sub> =1.431 in <sup>4</sup> (59.563 cm <sup>4</sup> )

### MACHINE SERVICES

CTL	.....	660006
Single Access Hole	.....	660028
Single Anchor Fastener	.....	660020
Tap 5/16 -18	.....	660024
Tap M8	.....	660027

### BEAM SELECTION BY LOAD AND LENGTH



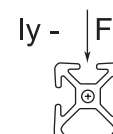
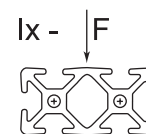
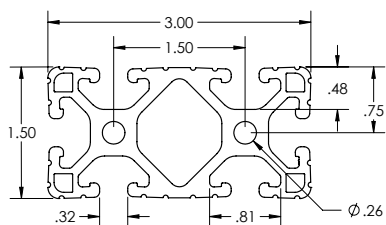
\* Charts based on allowable loads related to yield strength with a margin of safety equal to five.

» For deflection equations see page 10

## TS15-30L GR

Clear Anodized - **650047**

Black Anodized - **650147**



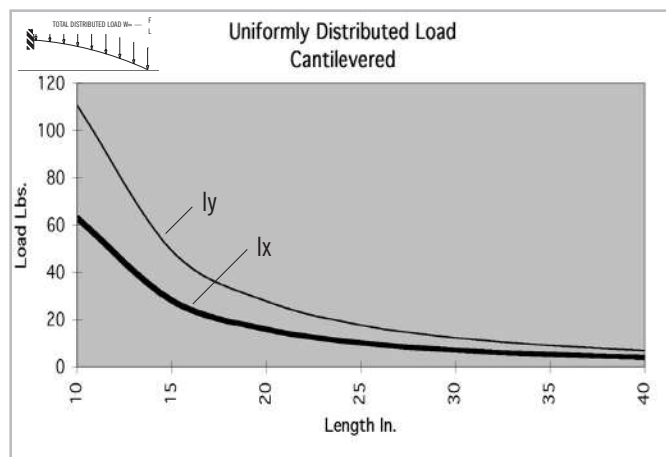
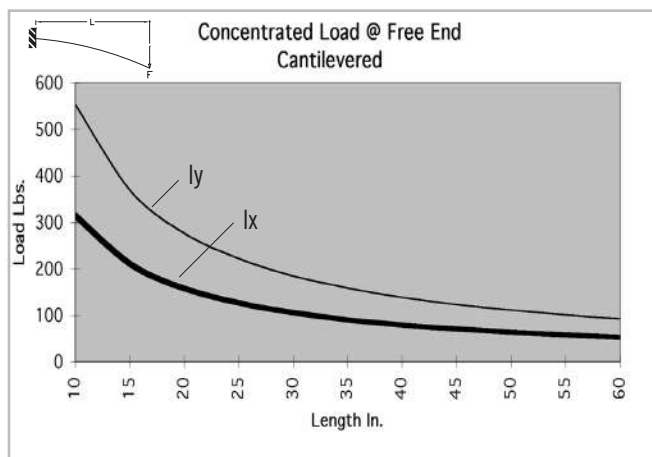
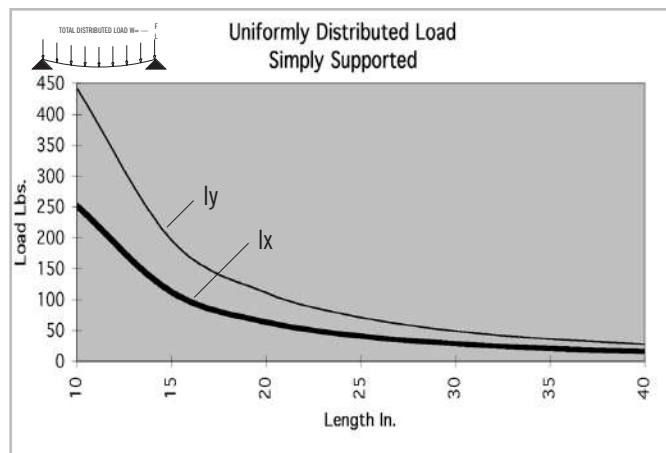
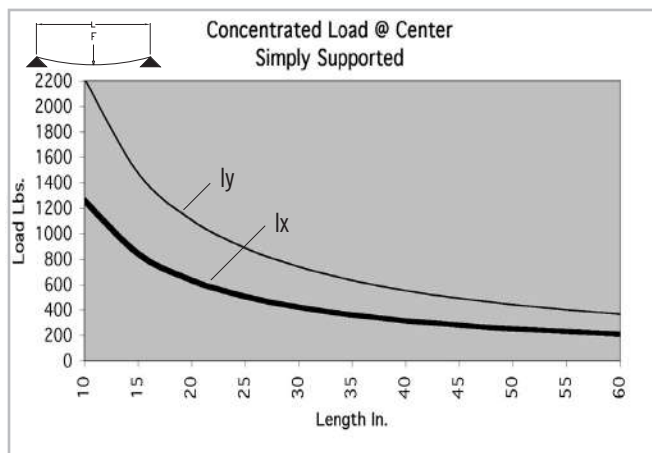
### SPECIFICATIONS

Length .....	240"
Weight .....	2.042 lbs/ft (3.039 kg/m)
Estimated Area .....	1.766 in <sup>2</sup> (11.394 cm <sup>2</sup> )
Moment of Inertia .....	$I_x = .408 \text{ in}^4$ (16.982 cm <sup>4</sup> )
	$I_y = 1.431 \text{ in}^4$ (59.563 cm <sup>4</sup> )

### MACHINE SERVICES

CTL .....	660006
Single Access Hole .....	660028
Single Anchor Fastener .....	660020
Tap 5/16 -18 .....	660024
Tap M8 .....	660027

### BEAM SELECTION BY LOAD AND LENGTH



\* Charts based on allowable loads related to yield strength with a margin of safety equal to five.

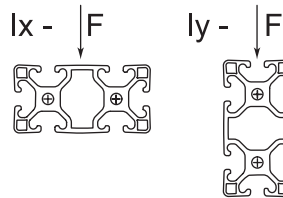
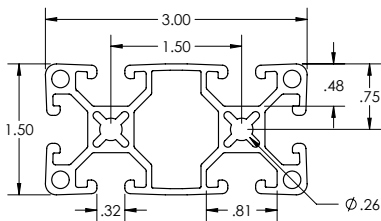
» For deflection equations see page 10

# Fractional Extrusions

# 15 SERIES

## TS15-30VL

Clear Anodized - 650020



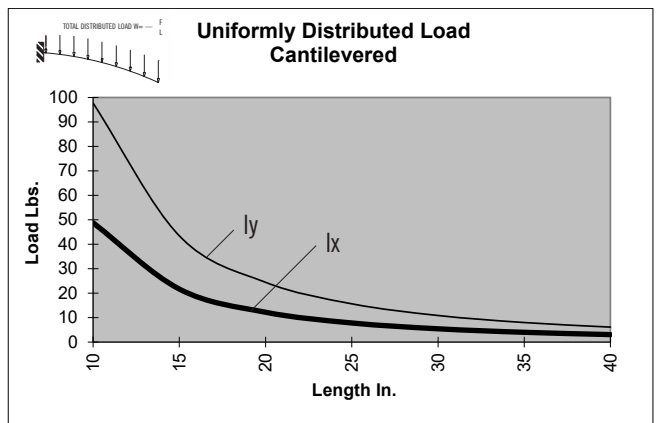
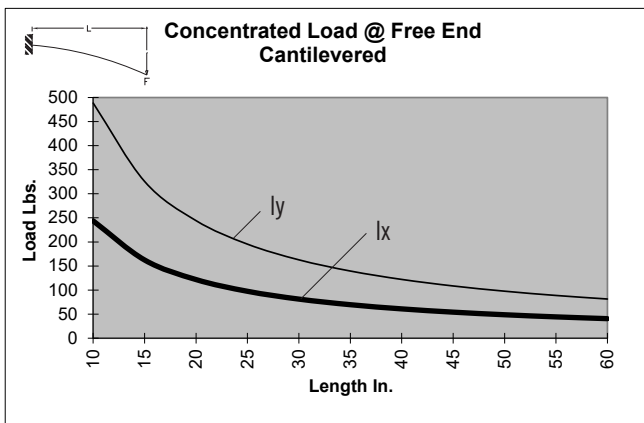
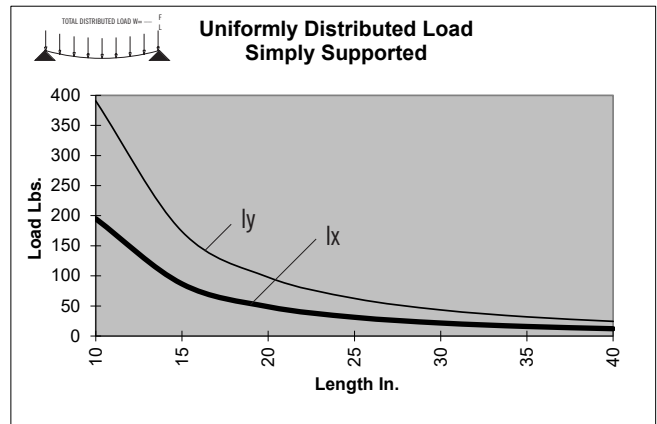
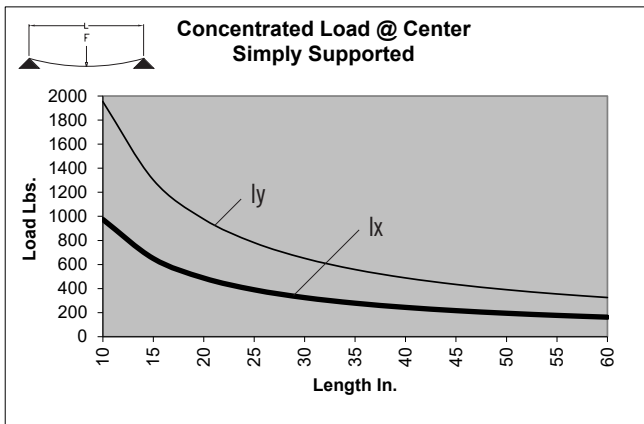
### SPECIFICATIONS

Length .....	240"
Weight .....	1.567 lbs/ft (2.333 kg/m)
Estimated Area .....	1.339 in <sup>2</sup> (8.639 cm <sup>2</sup> )
Moment of Inertia .....	Ix=.315 in <sup>4</sup> (13.097 cm <sup>4</sup> )
	Iy=1.263 in <sup>4</sup> (52.550 cm <sup>4</sup> )

### MACHINE SERVICES

CTL .....	660006
Single Access Hole .....	660028
Single Anchor Fastener .....	660020
Tap 5/16 -18 .....	660024
Tap M8 .....	660027

### BEAM SELECTION BY LOAD AND LENGTH



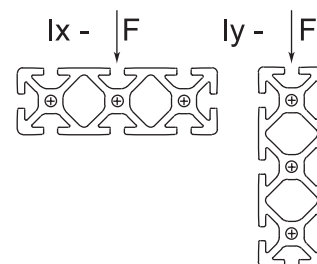
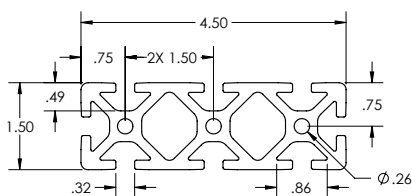
\* Charts based on allowable loads related to yield strength with a margin of safety equal to five.

» For deflection equations see page 10

# TS15-45

Black Anodized - **650110**

Clear Anodized - **650010**



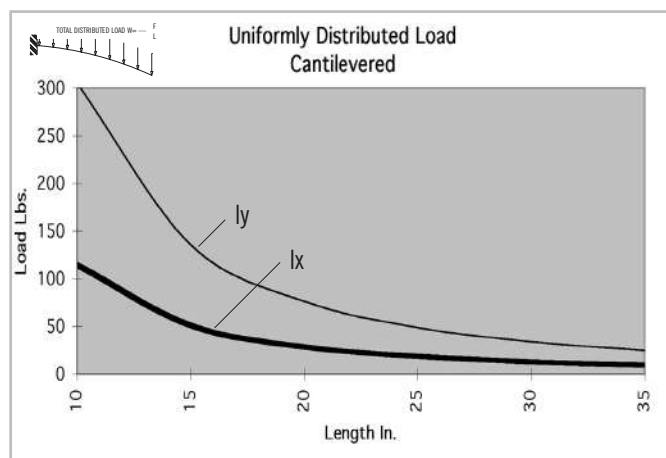
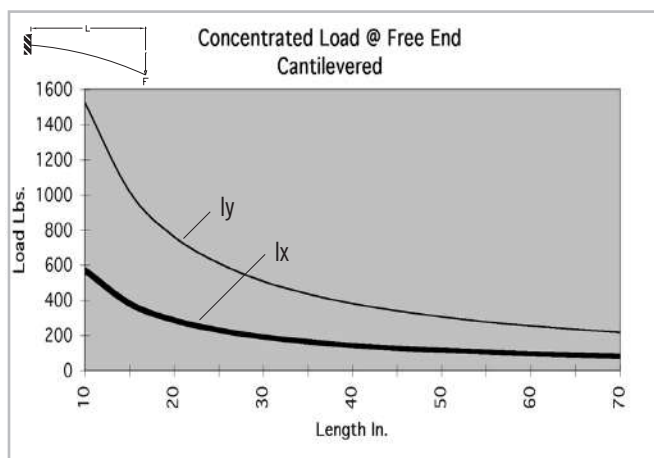
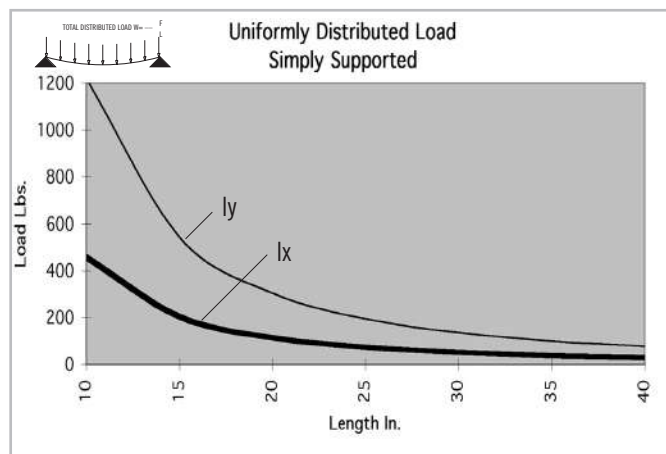
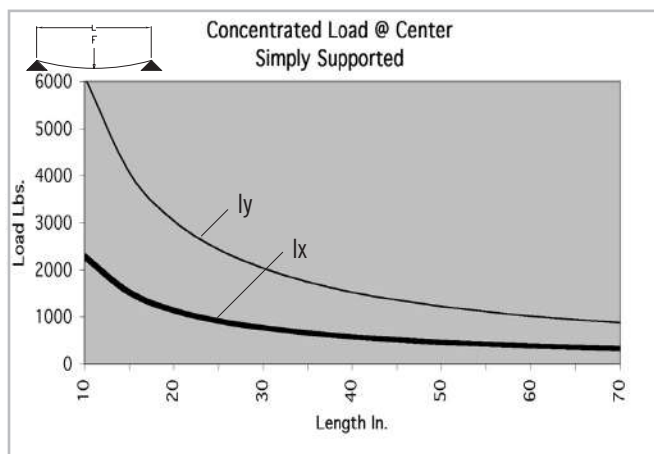
## SPECIFICATIONS

Length	.....	240"
Weight	.....	3.684 lbs/ft (5.482 kg/m)
Estimated Area	.....	3.113 in <sup>2</sup> (20.084 cm <sup>2</sup> )
Moment of Inertia	.....	$I_x = .739 \text{ in}^4$ (30.760 cm <sup>4</sup> )
		$I_y = 5.913 \text{ in}^4$ (246.118 cm <sup>4</sup> )

## MACHINE SERVICES

CTL	.....	660007
Single Access Hole	.....	660028
Single Anchor Fastener	.....	660020
Tap 5/16 -18	.....	660010
Tap M8	.....	660011

## BEAM SELECTION BY LOAD AND LENGTH



\* Charts based on allowable loads related to yield strength with a margin of safety equal to five.

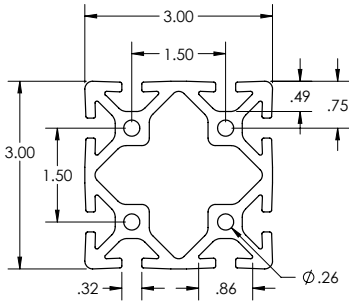
» For deflection equations see page 10

# Fractional Extrusions

# 15 SERIES

## TS30-30

Clear Anodized - **650012**  
 Black Anodized - **650112**



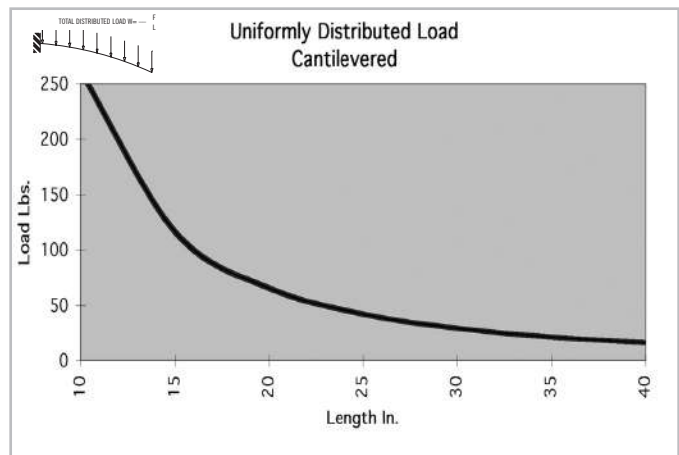
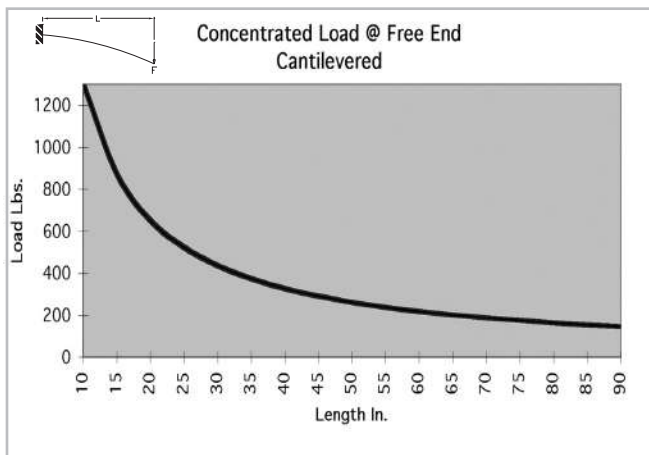
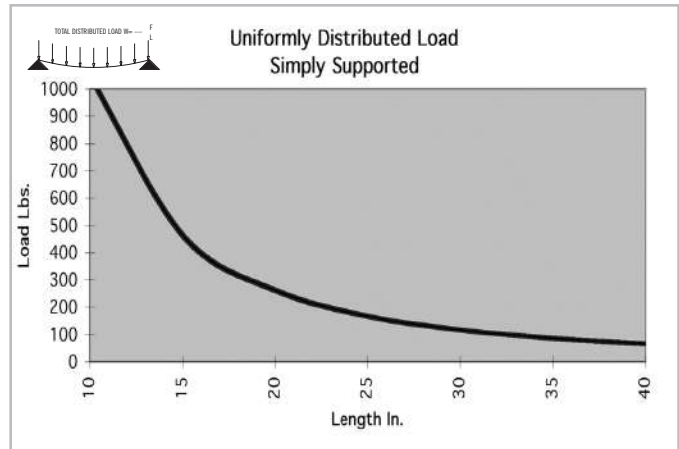
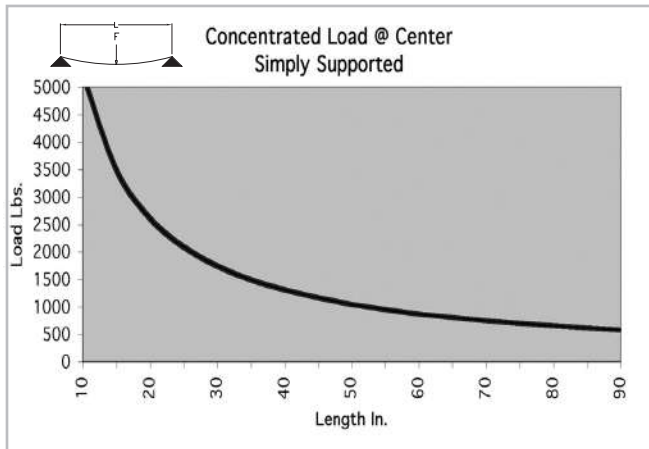
### SPECIFICATIONS

Length	.....	.240"
Weight	.....	3.944 lbs/ft (5.869 kg/m)
Estimated Area	.....	3.356 in <sup>2</sup> (21.652 cm <sup>2</sup> )
Moment of Inertia	.....	I <sub>x</sub> =3.379 in <sup>4</sup> (140.645 cm <sup>4</sup> ) I <sub>y</sub> =3.379 in <sup>4</sup> (140.645 cm <sup>4</sup> )

### MACHINE SERVICES

CTL	.....	660013
Single Access Hole	.....	660028
Single Anchor Fastener	.....	660020
Tap 5/16 -18	.....	660031
Tap M8	.....	660032

### BEAM SELECTION BY LOAD AND LENGTH



\* Charts based on allowable loads related to yield strength with a margin of safety equal to five.

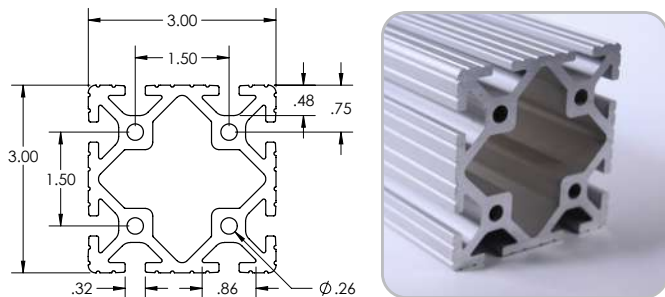
» For deflection equations see page 10



# 15 SERIES

## TS30-30 GR

Clear Anodized - 650083



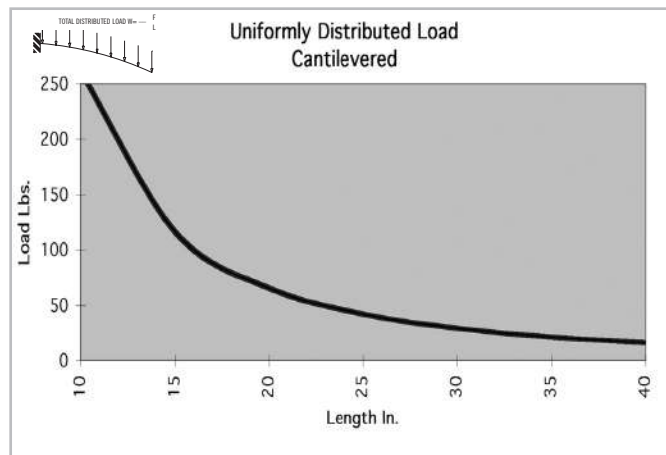
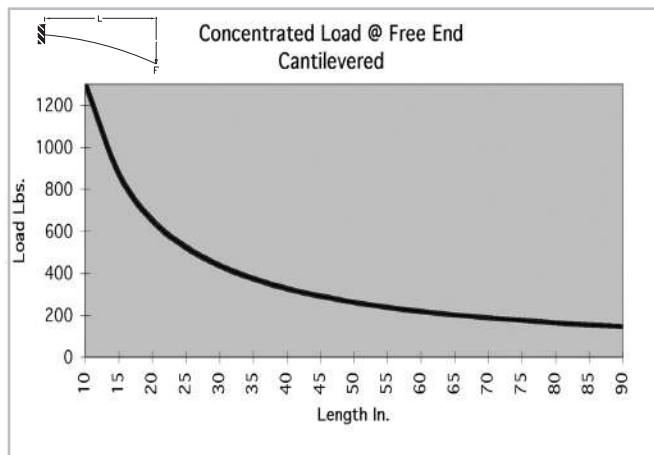
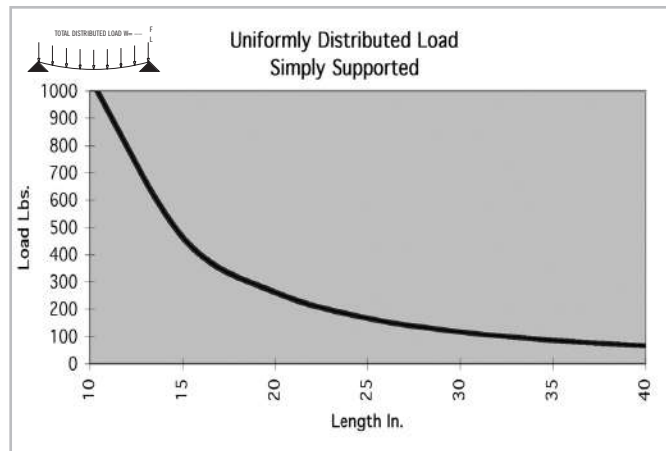
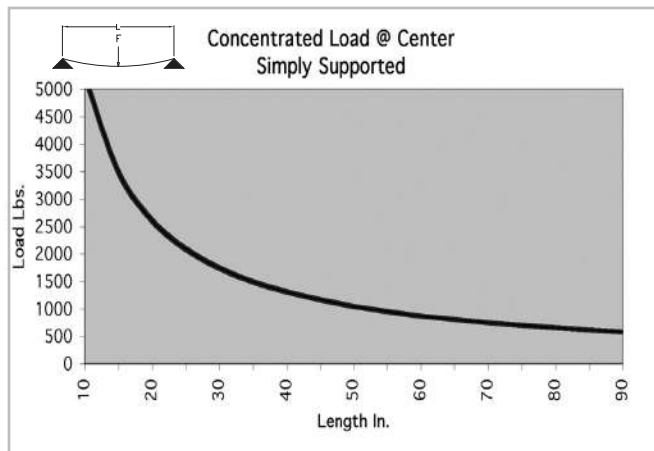
### SPECIFICATIONS

Length	.....	.240"
Weight	.....	3.918 lbs/ft (5.831 kg/m)
Estimated Area	.....	3.356 in <sup>2</sup> (21.652 cm <sup>2</sup> )
Moment of Inertia	.....	I <sub>x</sub> =3.379 in <sup>4</sup> (140.645 cm <sup>4</sup> ) I <sub>y</sub> =3.379 in <sup>4</sup> (140.645 cm <sup>4</sup> )

### MACHINE SERVICES

CTL	.....	660013
Single Access Hole	.....	660028
Single Anchor Fastener	.....	660020
Tap 5/16 -18	.....	660031
Tap M8	.....	660032

### BEAM SELECTION BY LOAD AND LENGTH



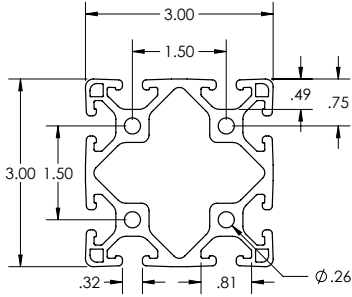
\* Charts based on allowable loads related to yield strength with a margin of safety equal to five.

» For deflection equations see page 10

# Fractional Extrusions

## TS30-30L

Clear Anodized - **650013**  
 Black Anodized - **650113**



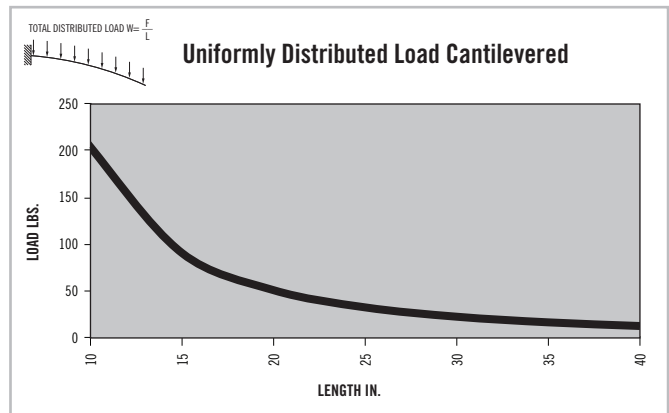
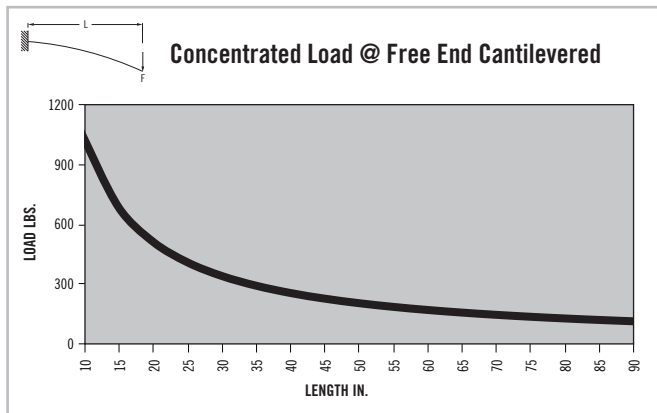
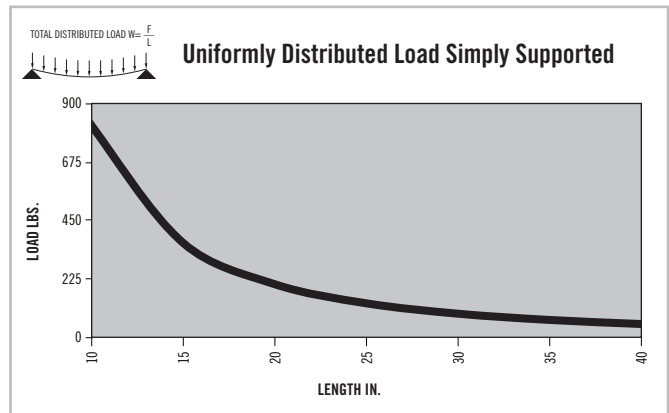
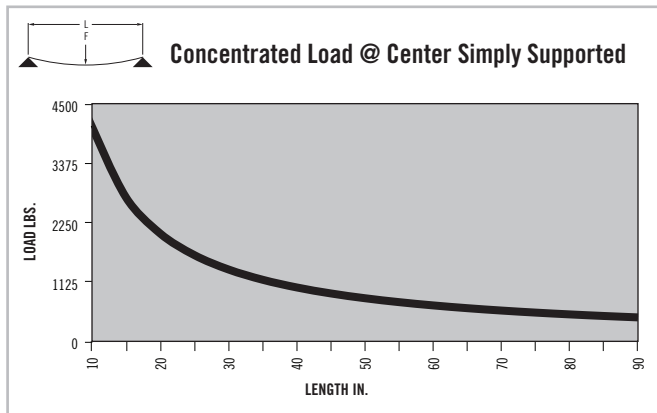
### SPECIFICATIONS

Length	.....	.240"
Weight	.....	3.296 lbs/ft (4.905 kg/m)
Estimated Area	.....	2.728 in <sup>2</sup> (17.598 cm <sup>2</sup> )
Moment of Inertia	.....	I <sub>x</sub> =2.639 in <sup>4</sup> (109.863 cm <sup>4</sup> ) I <sub>y</sub> =2.639 in <sup>4</sup> (109.863 cm <sup>4</sup> )

### MACHINE SERVICES

CTL	.....	660013
Single Access Hole	.....	660028
Single Anchor Fastener	.....	660020
Tap 5/16 -18	.....	660031
Tap M8	.....	660032

### BEAM SELECTION BY LOAD AND LENGTH



\* Charts based on allowable loads related to yield strength with a margin of safety equal to five.


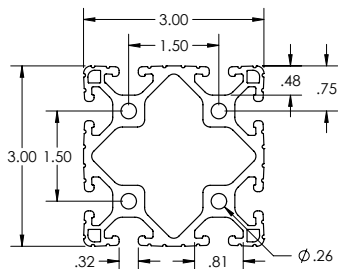
» For deflection equations see page 10



# 15 SERIES

## TS30-30LGR

Clear Anodized - **650084**  
 Black Anodized - **650184**



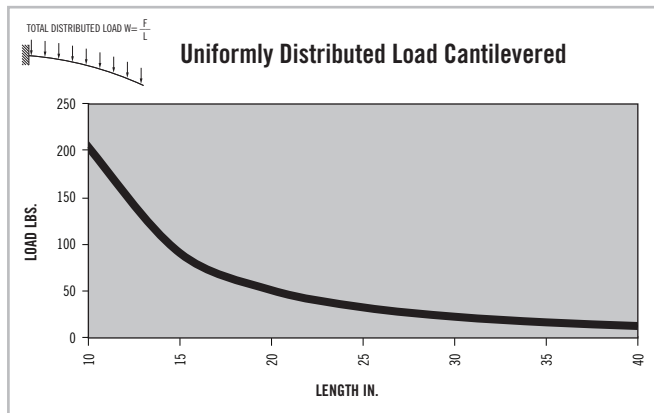
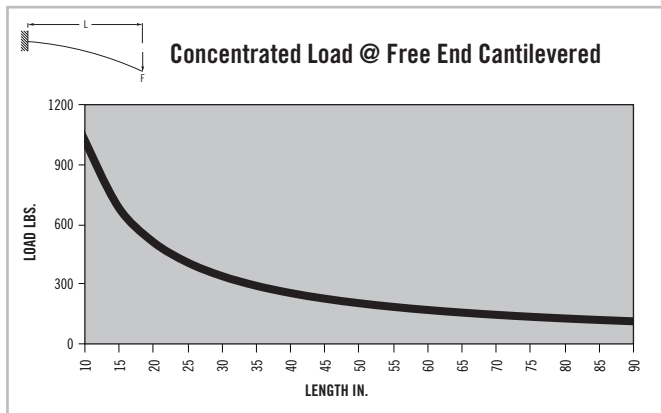
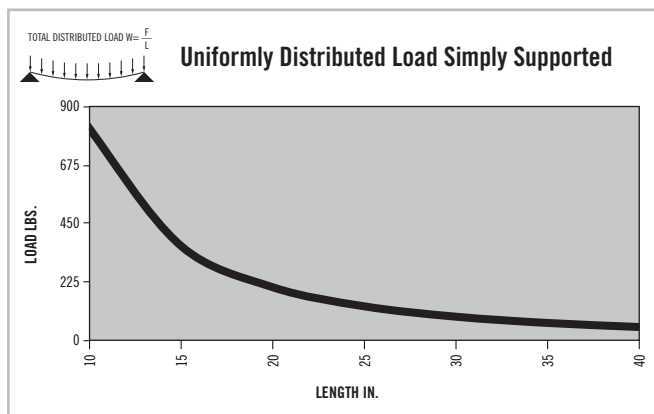
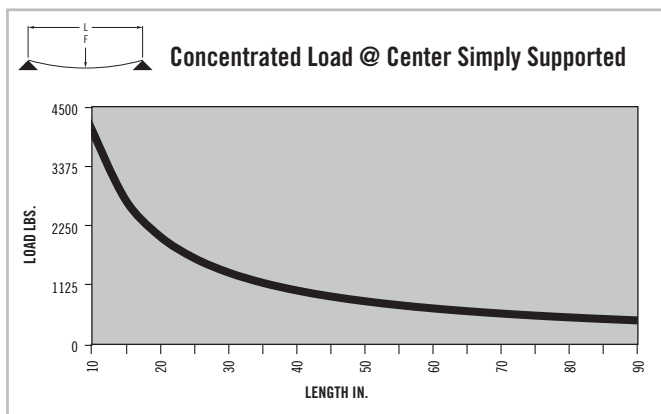
### SPECIFICATIONS

Length	.....	.240"
Weight	.....	3.296 lbs/ft (4.905 kg/m)
Estimated Area	.....	2.728 in <sup>2</sup> (17.598 cm <sup>2</sup> )
Moment of Inertia	.....	I <sub>x</sub> =2.639 in <sup>4</sup> (109.863 cm <sup>4</sup> ) I <sub>y</sub> =2.639 in <sup>4</sup> (109.863 cm <sup>4</sup> )

### MACHINE SERVICES

CTL	.....	660013
Single Access Hole	.....	660028
Single Anchor Fastener	.....	660020
Tap 5/16 -18	.....	660031
Tap M8	.....	660032

### BEAM SELECTION BY LOAD AND LENGTH



\* Charts based on allowable loads related to yield strength with a margin of safety equal to five.

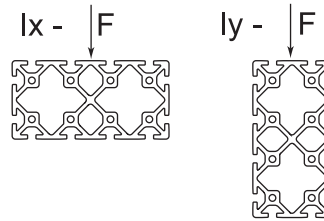
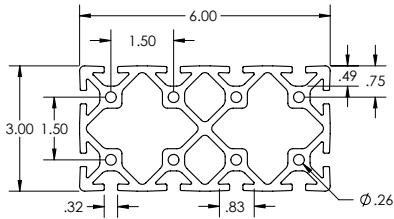
» For deflection equations see page 10

# Fractional Extrusions

# 15 SERIES

## TS30-60

Clear Anodized - 650042



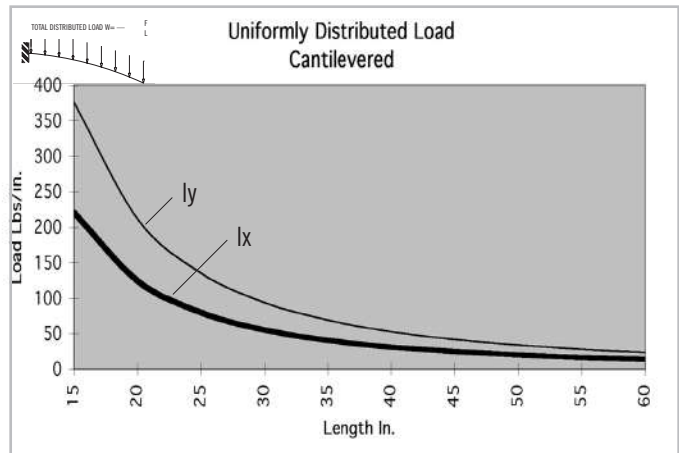
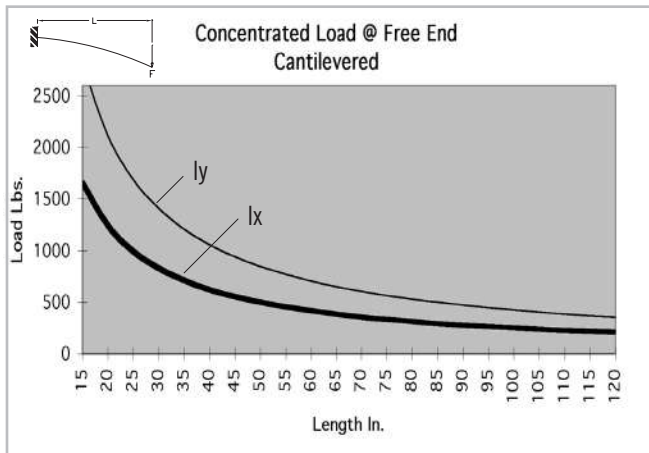
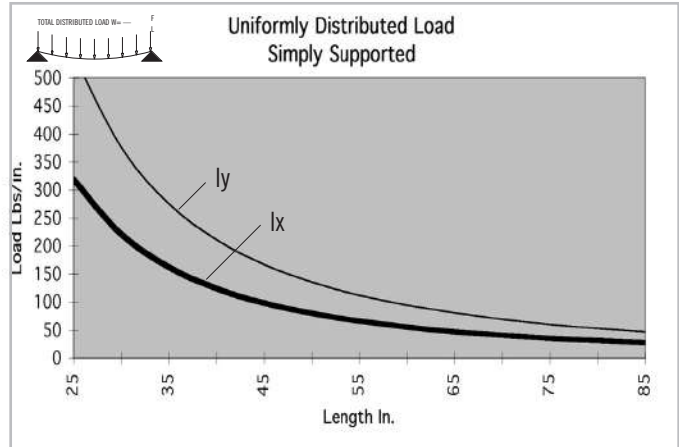
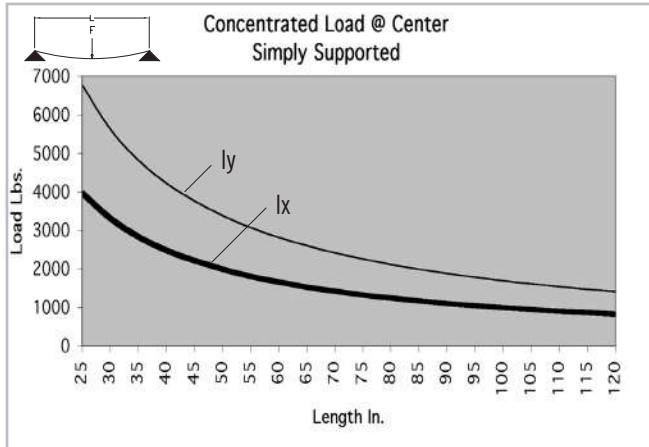
### SPECIFICATIONS

Length	240"
Weight	7.198 lbs/ft (10.712 kg/m)
Estimated Area	6.219 in <sup>2</sup> (40.123 cm <sup>2</sup> )
Moment of Inertia	$I_x=6.4300 \text{ in}^4$ (267.637 cm <sup>4</sup> )
	$I_y=21.8559 \text{ in}^4$ (909.711 cm <sup>4</sup> )

### MACHINE SERVICES

CTL	660008
Single Access Hole	660028
Single Anchor Fastener	660020
Tap 5/16-18	660012

### BEAM SELECTION BY LOAD AND LENGTH



\* Charts based on allowable loads related to yield strength with a margin of safety equal to five.

» For deflection equations see page 10



# CONTENT

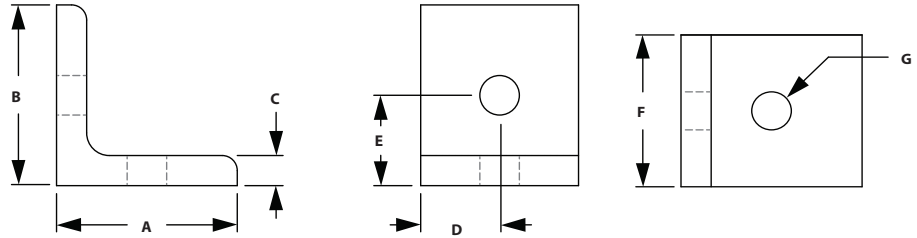
## 03 TLOTS Brackets

Corner Brackets & Gussets .....	58-70
Joining Strips & Plates .....	71-77
Tee Joining Plates .....	78-80
Cross Plates .....	81-82
Angle Joining Plates .....	83-89
Transition Brackets & Strips .....	90-94

# 03 BRACKETS FRACTIONAL

# Fractional Brackets

## 2 HOLE INSIDE CORNER BRACKET

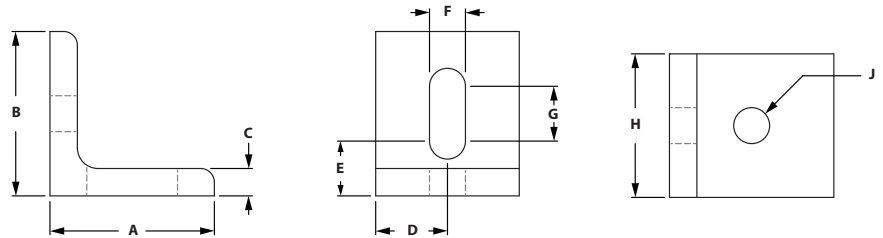


ITEM#	SERIES	FINISH	A	B	C	D	E	F	G
653047	10	Clear	1.000"	1.000"	.125"	.500"	.500"	1.000"	.257"
653056	10	Clear	1.000"	1.000"	.188"	.500"	.500"	.875"	.257"
654056	10	Black	1.000"	1.000"	.188"	.500"	.500"	.875"	.257"
653136	15	Clear	1.500"	1.500"	.250"	.750"	.750"	1.300"	.328"
654136	15	Black	1.500"	1.500"	.250"	.750"	.750"	1.300"	.328"

### RECOMMENDED FASTENERS

ITEM#	BRACKET	QTY	BOLT	TNUT
651166	653047	2	1/4-20 x 3/8" FBHSCS	Economy
651171	653056 & 654056	2	1/4-20 x 1/2" BHSCS	Economy
651129	653136 & 654136	2	5/16-18 x 11/16" FBHSCS	Economy

## 2 HOLE SLOTTED CORNER BRACKET

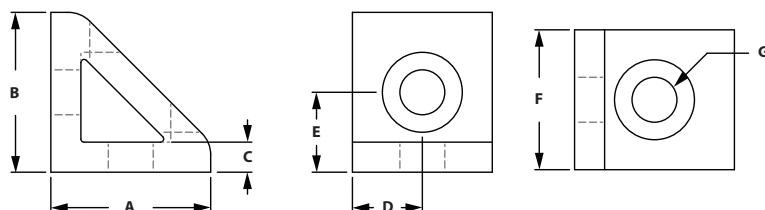


ITEM#	SERIES	FINISH	A	B	C	D	E	F	G	H	J
653126	10	Clear	1.000"	1.000"	.188"	.438"	.500"	.281"	.188"	.875"	.281"
654126	10	Black	1.000"	1.000"	.188"	.438"	.500"	.281"	.188"	.875"	.281"
653133	15	Clear	1.500"	1.500"	.250"	.655"	.500"	.328"	.500"	1.310"	.328"
654133	15	Black	1.500"	1.500"	.250"	.655"	.500"	.328"	.500"	1.310"	.328"

### RECOMMENDED FASTENERS

ITEM#	SERIES	QTY	BOLT	TNUT
651171	10	2	1/4-20 x 1/2" BHSCS	Economy
651129	15	2	5/16-18 x 11/16" FBHSCS	Economy

## 2 HOLE INSIDE CORNER GUSSET

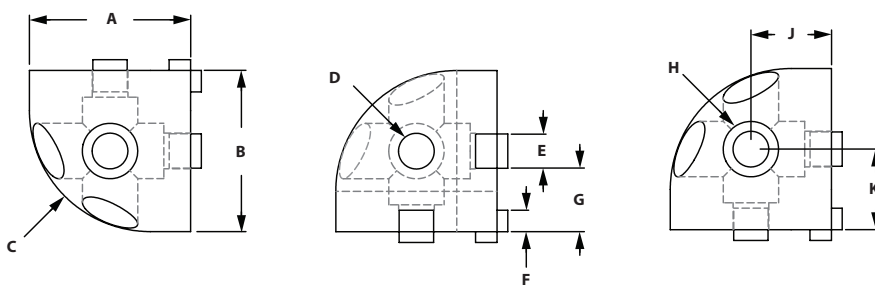


ITEM#	SERIES	FINISH	A	B	C	D	E	F	G
653069	10	Clear	1.000"	1.000"	.188"	.438"	.500"	.875"	.281"
653165	15	Clear	1.500"	1.500"	.250"	.655"	.750"	1.310"	.328"
654165	15	Black	1.500"	1.500"	.250"	.655"	.750"	1.310"	.328"

### RECOMMENDED FASTENERS

ITEM#	SERIES	QTY	BOLT	TNUT
651171	10	2	1/4-20 x 1/2" BHSCS	Economy
651129	15	2	5/16-18 x 11/16" FBHSCS	Economy

## ROUNDED TRI CORNER



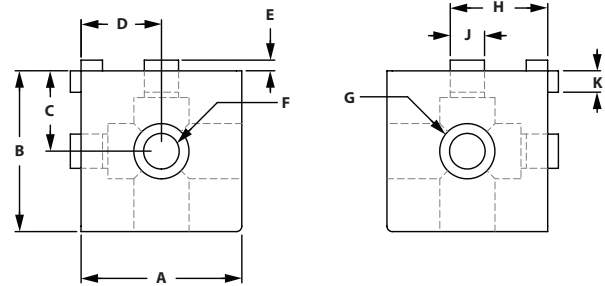
ITEM#	SERIES	FINISH	A	B	C	D	E	F	G	H	J	K
653034	10	Clear	1.000"	1.000"	.750"	.257"	.244"	.117"	.378"	.406"	.500"	.500"
653257	15	Clear	1.500"	1.500"	1.125"	.328"	.310"	.200"	.595"	.515"	.750"	.750"

### RECOMMENDED FASTENERS

ITEM#	SERIES	QTY	BOLT
651003	10	3	1/4-20 x 1" LHSCS
651004	15	3	5/16-18 x 1" LSHSCS

# Fractional Brackets

## SQUARE TRI CORNER

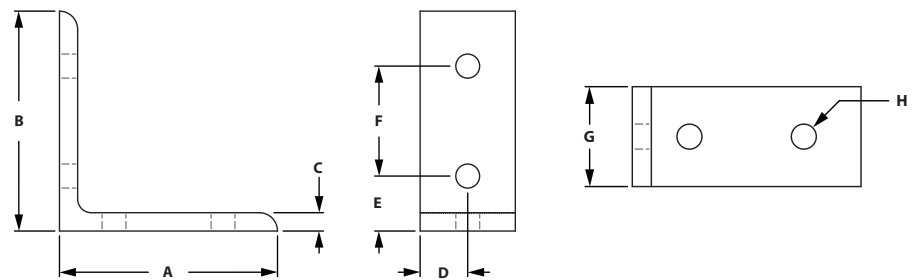


ITEM#	SERIES	FINISH	A	B	C	D	E	F	G	H	J	K
653035	10	Clear	1.000"	1.000"	.500"	.500"	.087"	.257"	.406"	.378"	.244"	.117"
653258	15	Clear	1.500"	1.500"	.750"	.750"	.110"	.328"	.515"	.595"	.310"	.200"

### RECOMMENDED FASTENERS

ITEM#	SERIES	QTY	BOLT
651003	10	3	1/4-20 x 1" LHSCS
651004	15	3	5/16-18 x 1-1/4" LHSCS

## 4 HOLE VERTICAL INSIDE CORNER BRACKET



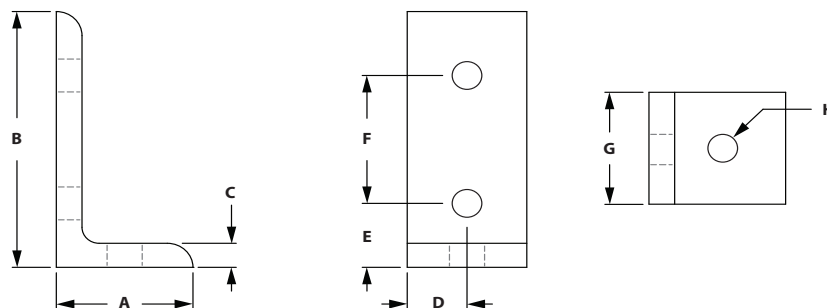
ITEM#	SERIES	FINISH	A	B	C	D	E	F	G	H
653052	10	Clear	2.000"	2.000"	.188"	.438"	.500"	1.000"	.875"	.281"
654052	10	Black	2.000"	2.000"	.188"	.438"	.500"	1.000"	.875"	.281"
653045	10	Clear	2.500"	2.500"	.188"	.438"	.750"	1.000"	.875"	.257"
653135	15	Clear	3.000"	3.000"	.250"	.655"	.750"	1.500"	1.310"	.328"
654135	15	Black	3.000"	3.000"	.250"	.655"	.750"	1.500"	1.310"	.328"

### RECOMMENDED FASTENERS

ITEM#	SERIES	QTY	BOLT	TNUT
651171	10	4	1/4-20 x 1/2" BHSCS	Economy
651129	15	4	5/16-18 x 11/16" FBHSCS	Economy



### 3 HOLE INSIDE CORNER BRACKET

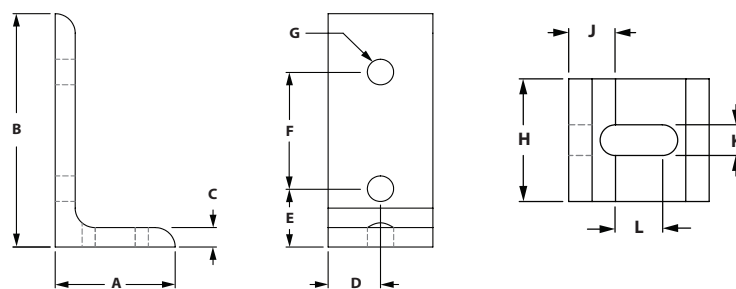


ITEM#	SERIES	FINISH	A	B	C	D	E	F	G	H
653107	10	Clear	1.000"	2.000"	.188"	.438"	.500"	1.000"	.875"	.281"
653204	15	Clear	1.500"	3.000"	.250"	.655"	.750"	1.500"	1.310"	.328"
654204	15	Black	1.500"	3.000"	.250"	.655"	.750"	1.500"	1.310"	.328"

#### RECOMMENDED FASTENERS

ITEM#	SERIES	QTY	BOLT	TNUT
651171	10	3	1/4-20 x 1/2" BHSCS	Economy
651129	15	3	5/16-18 x 11/16" FBHSCS	Economy

### 3 HOLE SLOTTED INSIDE CORNER BRACKET



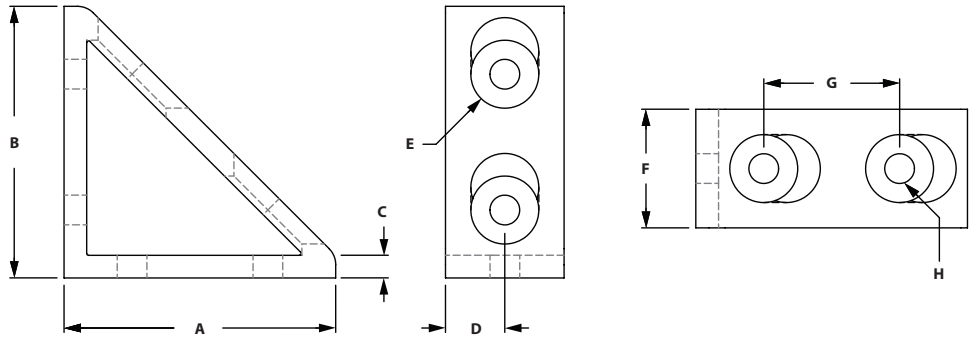
ITEM#	SERIES	FINISH	A	B	C	D	E	F	G	H	J	K	L
653123	10	Clear	1.000"	2.000"	.188"	.438"	.500"	1.000"	.281"	.875"	.500"	.281"	.188"
653128	15	Clear	1.500"	3.000"	.250"	.655"	.750"	1.500"	.328"	1.310"	.500"	.328"	.500"

#### RECOMMENDED FASTENERS

ITEM#	SERIES	QTY	BOLT	TNUT
651171	10	3	1/4-20 x 1/2" BHSCS	Economy
651129	15	3	5/16-18 x 11/16" FBHSCS	Economy

# Fractional Brackets

## 4 HOLE VERTICAL INSIDE CORNER GUSSET

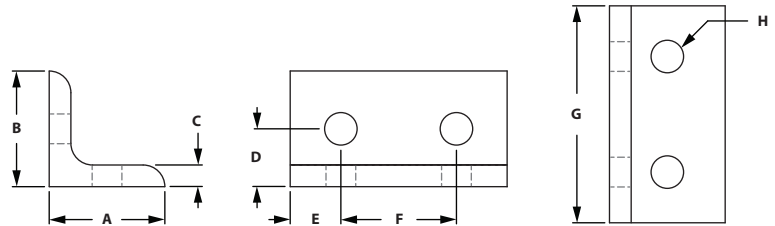


ITEM#	SERIES	FINISH	A	B	C	D	E	F	G	H
653073	10	Clear	2.000"	2.000"	.188"	.438"	.500"	.875"	1.000"	.281"
654073	10	Black	2.000"	2.000"	.188"	.438"	.500"	.875"	1.000"	.281"
653169	15	Clear	3.000"	3.000"	.250"	.655"	.750"	1.310"	1.500"	.328"
654169	15	Black	3.000"	3.000"	.250"	.655"	.750"	1.310"	1.500"	.328"

### RECOMMENDED FASTENERS

ITEM#	SERIES	QTY	BOLT	TNUT
651171	10	4	1/4-20 x 1/2" BHSCS	Economy
651129	15	4	5/16-18 x 11/16" FBHSCS	Economy

## 4 HOLE HORIZONTAL INSIDE CORNER BRACKET

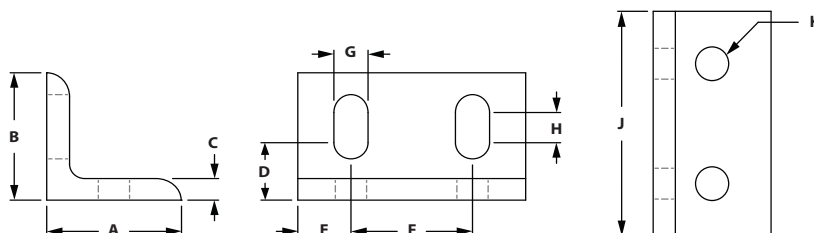


ITEM#	SERIES	FINISH	A	B	C	D	E	F	G	H
653050	10	Clear	1.000"	1.000"	.188"	.500"	.438"	1.000"	1.875"	.281"
653137	15	Clear	1.500"	1.500"	.250"	.750"	.655"	1.500"	2.810"	.328"

### RECOMMENDED FASTENERS

ITEM#	SERIES	QTY	BOLT	TNUT
651171	10	4	1/4-20 x 1/2" BHSCS	Economy
651129	15	4	5/16-18 x 11/16" FBHSCS	Economy

### 4 HOLE HORIZONTAL SLOTTED INSIDE CORNER BRACKET

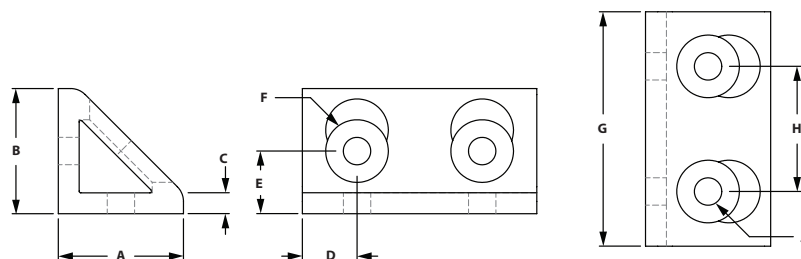


ITEM#	SERIES	FINISH	A	B	C	D	E	F	G	H	J	K
653125	10	Clear	1.000"	1.000"	.188"	.500"	.438"	1.000"	.281"	.188"	1.875"	.281"
653132	15	Clear	1.500"	1.500"	.250"	.750"	.655"	1.500"	.328"	.500"	2.810"	.328"

#### RECOMMENDED FASTENERS

ITEM#	SERIES	QTY	BOLT	TNUT
651171	10	4	1/4-20 x 1/2" BHSCS	Economy
651129	15	4	5/16-18 x 11/16" FBHSCS	Economy

### 4 HOLE HORIZONTAL INSIDE CORNER GUSSET



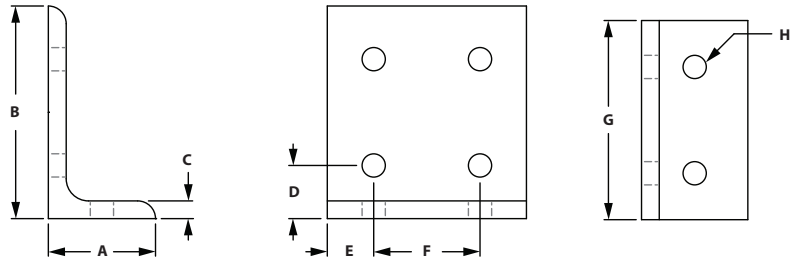
ITEM#	SERIES	FINISH	A	B	C	D	E	F	G	H	J
653071	10	Clear	1.000"	1.000"	.188"	.438"	.500"	.500"	1.875"	1.000"	.281"
653167	15	Clear	1.500"	1.500"	.250"	.655"	.750"	.750"	2.810"	1.500"	.328"
654167	15	Black	1.500"	1.500"	.250"	.655"	.750"	.750"	2.810"	1.500"	.328"

#### RECOMMENDED FASTENERS

ITEM#	SERIES	QTY	BOLT	TNUT
651171	10	4	1/4-20 x 1/2" BHSCS	Economy
651129	15	4	5/16-18 x 11/16" FBHSCS	Economy

# Fractional Brackets

## 6 HOLE INSIDE CORNER BRACKET

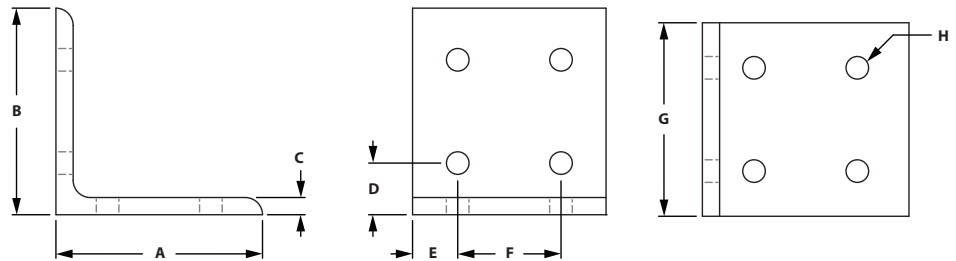


ITEM#	SERIES	FINISH	A	B	C	D	E	F	G	H
653106	10	Clear	1.000"	2.000"	.188"	.500"	.438"	1.000"	1.875"	.281"
653203	15	Clear	1.500"	3.000"	.250"	.750"	.655"	1.500"	2.810"	.328"
654203	15	Black	1.500"	3.000"	.250"	.750"	.655"	1.500"	2.810"	.328"

### RECOMMENDED FASTENERS

ITEM#	SERIES	QTY	BOLT	TNUT
651171	10	6	1/4-20 x 1/2" BHSCS	Economy
651129	15	6	5/16-18 x 11/16" FBHSCS	Economy

## 8 HOLE VERTICAL INSIDE CORNER BRACKET

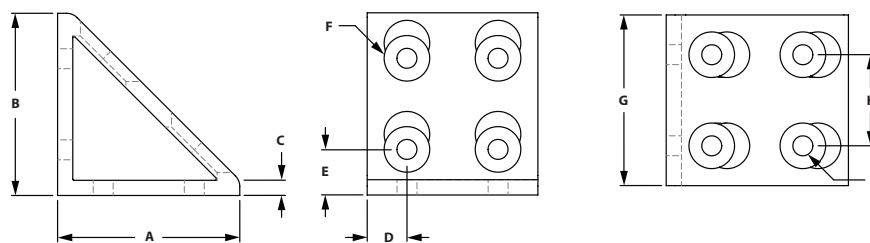


ITEM#	SERIES	FINISH	A	B	C	D	E	F	G	H
653051	10	Clear	2.000"	2.000"	.188"	.500"	.438"	1.000"	1.875"	.281"
653138	15	Clear	3.000"	3.000"	.250"	.750"	.655"	1.500"	2.810"	.328"

### RECOMMENDED FASTENERS

ITEM#	SERIES	QTY	BOLT	TNUT
651171	10	8	1/4-20 x 1/2" BHSCS	Economy
651129	15	8	5/16-18 x 11/16" FBHSCS	Economy

### 8 HOLE VERTICAL INSIDE CORNER GUSSET

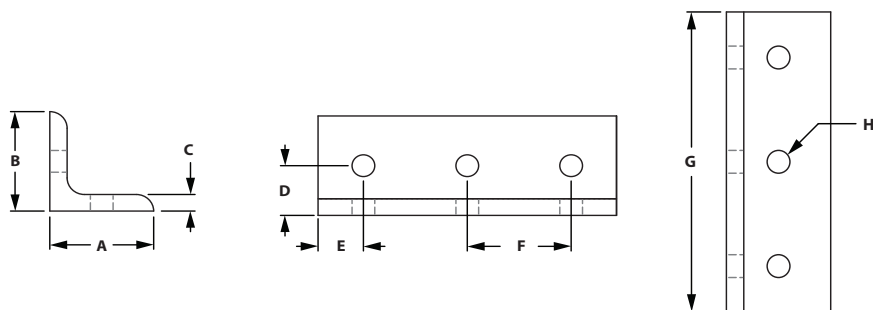


ITEM#	SERIES	FINISH	A	B	C	D	E	F	G	H	J
653075	10	Clear	2.000"	2.000"	.188"	.438"	.500"	.500"	1.875"	1.000"	.281"
654075	10	Black	2.000"	2.000"	.188"	.438"	.500"	.500"	1.875"	1.000"	.281"
653171	15	Clear	3.000"	3.000"	.250"	.655"	.750"	.750"	2.810"	1.500"	.328"
654171	15	Black	3.000"	3.000"	.250"	.655"	.750"	.750"	2.810"	1.500"	.328"

#### RECOMMENDED FASTENERS

ITEM#	SERIES	QTY	BOLT	TNUT
651171	10	8	1/4-20 x 1/2" BHSCS	Economy
651129	15	8	5/16-18 x 11/16" FBHSCS	Economy

### 6 HOLE HORIZONTAL INSIDE CORNER BRACKET



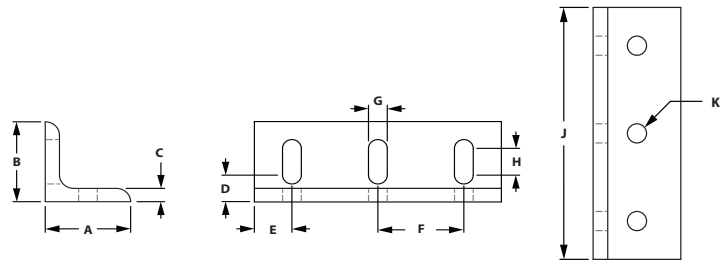
ITEM#	SERIES	FINISH	A	B	C	D	E	F	G	H
653014	10	Clear	1.000"	1.000"	.188"	.500"	.438"	1.000"	2.880"	.281"
653237	15	Clear	1.500"	1.500"	.250"	.750"	.655"	1.500"	4.310"	.328"

#### RECOMMENDED FASTENERS

ITEM#	SERIES	QTY	BOLT	TNUT
651171	10	6	1/4-20 x 1/2" BHSCS	Economy
651129	15	6	5/16-18 x 11/16" FBHSCS	Economy

# Fractional Brackets

## 6 HOLE HORIZONTAL SLOTTED INSIDE CORNER BRACKET

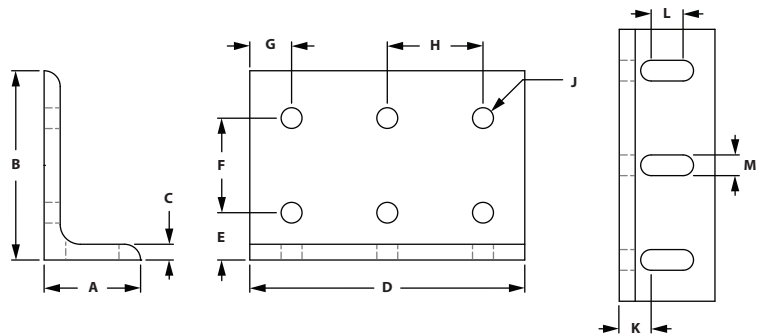


ITEM#	SERIES	FINISH	A	B	C	D	E	F	G	H	J	K
653127	10	Clear	1.000"	1.000"	.188"	.500"	.438"	1.000"	.281"	.188"	2.875"	.281"
653134	15	Clear	1.500"	1.500"	.250"	.750"	.655"	1.500"	.328"	.500"	4.310"	.328"

### RECOMMENDED FASTENERS

ITEM#	SERIES	QTY	BOLT	TNUT
651171	10	6	1/4-20 x 1/2" BHSCS	Economy
651129	15	6	5/16-18 x 11/16" FBHSCS	Economy

## 9 HOLE SLOTTED CORNER BRACKET

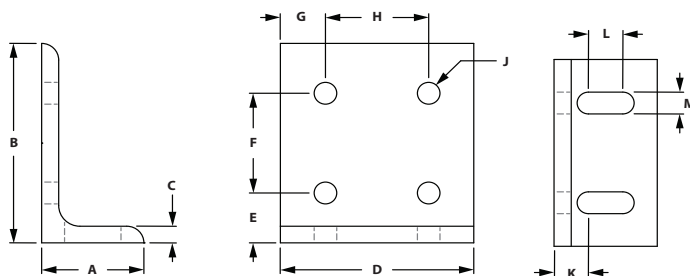


ITEM#	SERIES	FINISH	A	B	C	D	E	F	G	H	J	K	L	M
653124	10	Clear	1.000"	2.000"	.188"	2.875"	.500"	1.000"	.438"	1.000"	.281"	.500"	.188"	.281"
653129	15	Clear	1.500"	3.000"	.250"	4.310"	.750"	1.500"	.655"	1.500"	.328"	.750"	.500"	.328"

### RECOMMENDED FASTENERS

ITEM#	SERIES	QTY	BOLT	TNUT
651171	10	9	1/4-20 x 1/2" BHSCS	Economy
651129	15	9	5/16-18 x 11/16" FBHSCS	Economy

### 6 HOLE VERTICAL SLOTTED INSIDE CORNER BRACKET

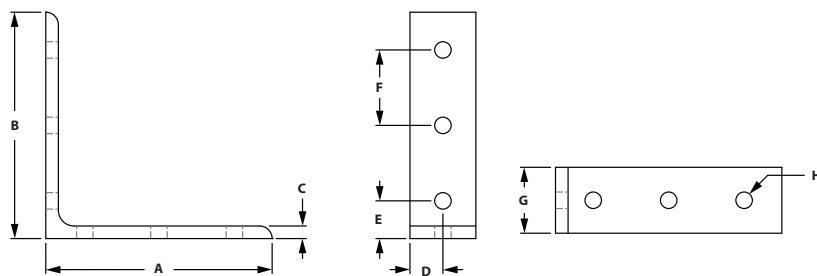


ITEM#	SERIES	FINISH	A	B	C	D	E	F	G	H	J	K	L	M
653131	10	Clear	1.000"	2.000"	.188"	1.875"	.500"	1.000"	.438"	1.000"	.281"	.500"	.188"	.281"
653130	15	Clear	1.500"	3.000"	.250"	2.810"	.750"	1.500"	.655"	1.500"	.328"	.750"	.500"	.328"

#### RECOMMENDED FASTENERS

ITEM#	SERIES	QTY	BOLT	TNUT
651171	10	6	1/4-20 x 1/2" BHSCS	Economy
651129	15	6	5/16-18 x 11/16" FBHSCS	Economy

### 6 HOLE VERTICAL INSIDE CORNER BRACKET



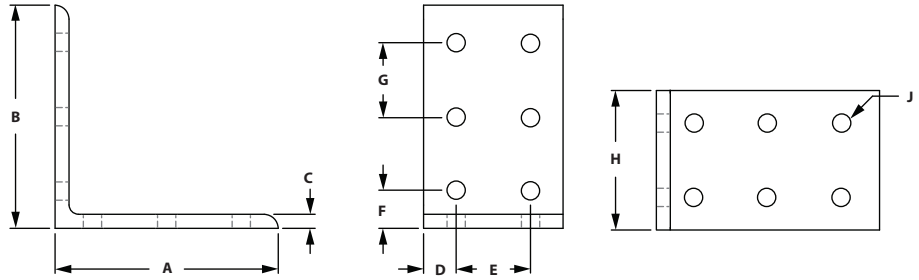
ITEM#	SERIES	FINISH	A	B	C	D	E	F	G	H
653012	10	Clear	3.000"	3.000"	.188"	.438"	.500"	1.000"	.875"	.281"
653235	15	Clear	4.500"	4.500"	.250"	.655"	.750"	1.500"	1.310"	.328"

#### RECOMMENDED FASTENERS

ITEM#	SERIES	QTY	BOLT	TNUT
651171	10	6	1/4-20 x 1/2" BHSCS	Economy
651129	15	6	5/16-18 x 11/16" FBHSCS	Economy

# Fractional Brackets

## 12 HOLE VERTICAL INSIDE CORNER BRACKET

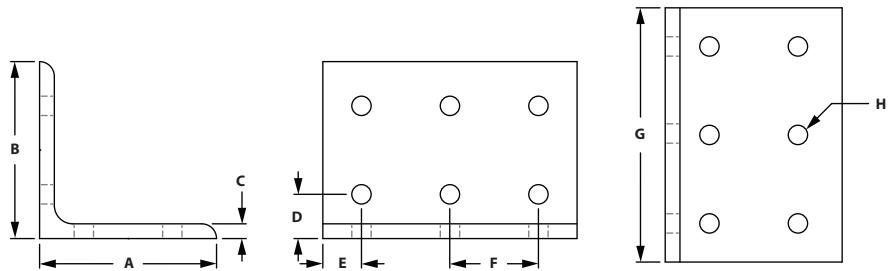


ITEM#	SERIES	FINISH	A	B	C	D	E	F	G	H	J
653013	10	Clear	3.000"	3.000"	.188"	.438"	1.000"	.500"	1.000"	1.875"	.281"
653236	15	Clear	4.500"	4.500"	.250"	.655"	1.500"	.750"	1.500"	2.812"	.328"

### RECOMMENDED FASTENERS

ITEM#	SERIES	QTY	BOLT	TNUT
651171	10	12	1/4-20 x 1/2" BHSCS	Economy
651129	15	12	5/16-18 x 11/16" FBHSCS	Economy

## 12 HOLE HORIZONTAL INSIDE CORNER BRACKET



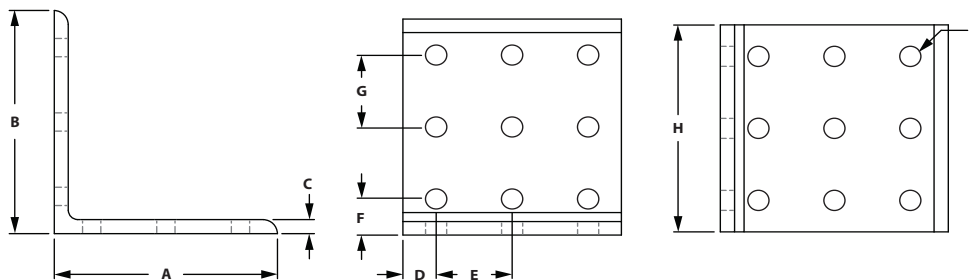
ITEM#	SERIES	FINISH	A	B	C	D	E	F	G	H
653015	10	Clear	2.000"	2.000"	.188"	.500"	.438"	1.000"	2.875"	.281"
653238	15	Clear	3.000"	3.000"	.250"	.750"	.655"	1.500"	4.310"	.328"

### RECOMMENDED FASTENERS

ITEM#	SERIES	QTY	BOLT	TNUT
651171	10	12	1/4-20 x 1/2" BHSCS	Economy
651129	15	12	5/16-18 x 11/16" FBHSCS	Economy



### 18 HOLE INSIDE CORNER BRACKET

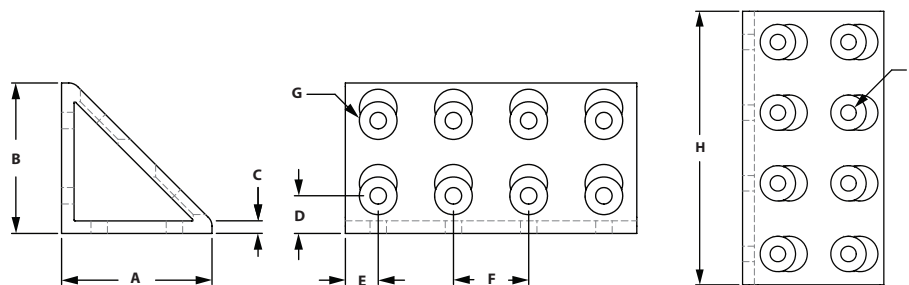


ITEM#	SERIES	FINISH	A	B	C	D	E	F	G	H	J
653016	10	Clear	3.000"	3.000"	.188"	.438"	1.000"	.500"	1.000"	1.875"	.281"
653239	15	Clear	4.500"	4.500"	.250"	.655"	1.500"	.750"	1.500"	2.812"	.328"

#### RECOMMENDED FASTENERS

ITEM#	SERIES	QTY	BOLT	TNUT
651171	10	18	1/4-20 x 1/2" BHSCS	Economy
651129	15	18	5/16-18 x 11/16" FBHSCS	Economy

### 16 HOLE INSIDE CORNER GUSSET



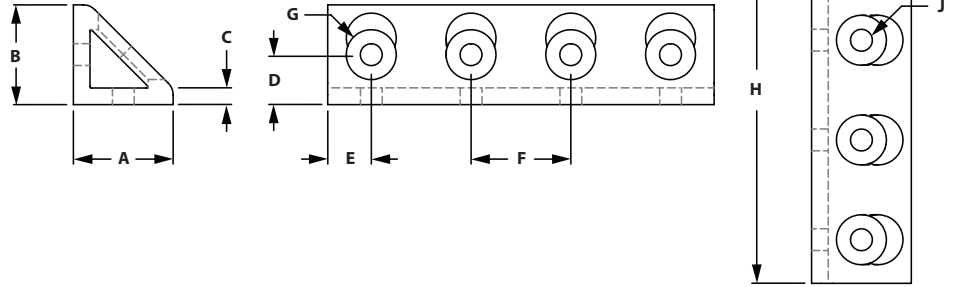
ITEM#	SERIES	FINISH	A	B	C	D	E	F	G	H	J
653292	15	Clear	3.000"	3.000"	.250"	.750"	.655"	1.500"	.750"	5.810"	.328"

#### RECOMMENDED FASTENERS

ITEM#	SERIES	QTY	BOLT	TNUT
651129	15	16	5/16-18 x 11/16" FBHSCS	Economy

# Fractional Brackets

## 8 HOLE HORIZONTAL INSIDE CORNER GUSSET

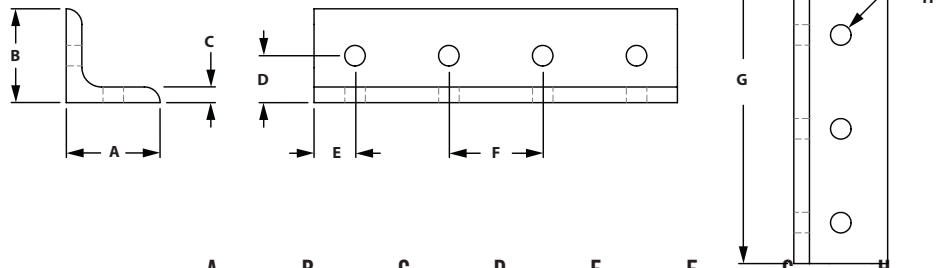


ITEM#	SERIES	FINISH	A	B	C	D	E	F	G	H	J
653293	15	Clear	1.500"	1.500"	.250"	.750"	.655"	1.500"	.750"	5.810"	.328"

### RECOMMENDED FASTENERS

ITEM#	SERIES	QTY	BOLT	TNUT
651129	15	8	5/16-18 x 11/16" FBHSCS	Economy

## 8 HOLE HORIZONTAL INSIDE CORNER BRACKET

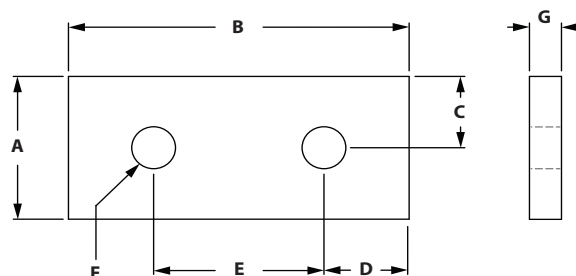


ITEM#	SERIES	FINISH	A	B	C	D	E	F	G	H
653294	15	Clear	1.500"	1.500"	.250"	.750"	.655"	1.500"	5.810"	.328"

### RECOMMENDED FASTENERS

ITEM#	SERIES	QTY	BOLT	TNUT
651129	15	8	5/16-18 x 11/16" FBHSCS	Economy

## 2 HOLE JOINING STRIP

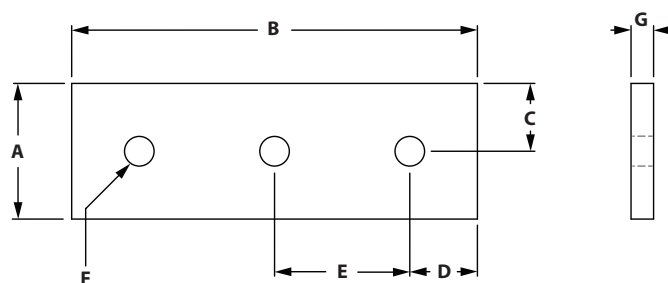


ITEM#	SERIES	FINISH	A	B	C	D	E	F	G
653046	10	Clear	.875"	2.000"	.438"	.500"	1.000"	.257"	.188"
654046	10	Black	.875"	2.000"	.438"	.500"	1.000"	.257"	.188"
653141	15	Clear	1.500"	3.000"	.750"	.750"	1.500"	.328"	.250"
654141	15	Black	1.500"	3.000"	.750"	.750"	1.500"	.328"	.250"

### RECOMMENDED FASTENERS

ITEM#	SERIES	QTY	BOLT	TNUT
651171	10	2	1/4-20 x 1/2" BHSCS	Economy
651129	15	2	5/16-18 x 11/16" FBHSCS	Economy

## 3 HOLE JOINING STRIP



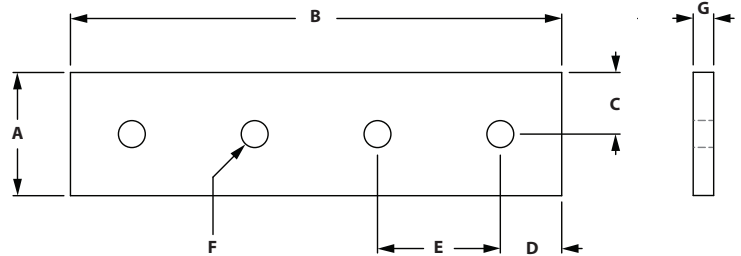
ITEM#	SERIES	FINISH	A	B	C	D	E	F	G
653055	10	Clear	.875"	3.000"	.438"	.500"	1.000"	.257"	.188"
653140	15	Clear	1.500"	4.500"	.750"	.750"	1.500"	.328"	.250"

### RECOMMENDED FASTENERS

ITEM#	SERIES	QTY	BOLT	TNUT
651171	10	3	1/4-20 x 1/2" BHSCS	Economy
651129	15	3	5/16-18 x 11/16" FBHSCS	Economy

# Fractional Brackets

## 4 HOLE JOINING STRIP

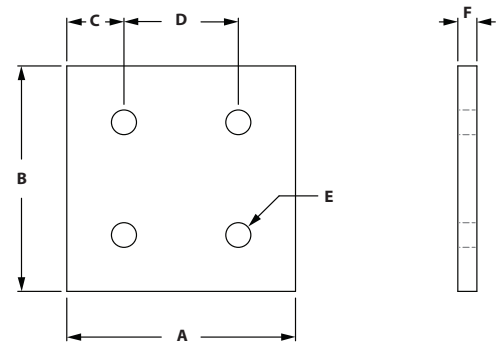


ITEM#	SERIES	FINISH	A	B	C	D	E	F	G
653054	10	Clear	.875"	4.000"	.438"	.500"	1.000"	.257"	.188"
653139	15	Clear	1.500"	6.000"	.750"	.750"	1.500"	.328"	.250"
654139	15	Black	1.500"	6.000"	.750"	.750"	1.500"	.328"	.250"

### RECOMMENDED FASTENERS

ITEM#	SERIES	QTY	BOLT	TNUT
651171	10	4	1/4-20 x 1/2" BHSCS	Economy
651129	15	4	5/16-18 x 11/16" FBHSCS	Economy

## 4 HOLE JOINING PLATE

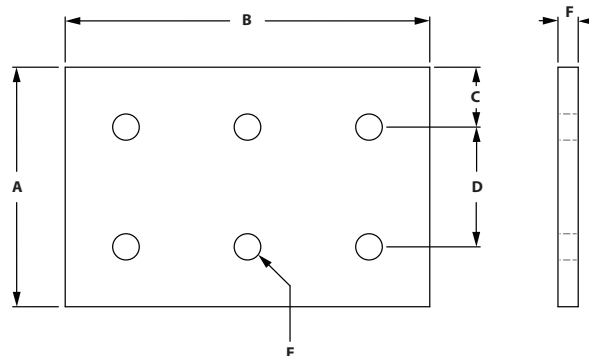


ITEM#	SERIES	FINISH	A	B	C	D	E	F
653100	10	Clear	2.000"	2.000"	.500"	1.000"	.257"	.188"
653199	15	Clear	3.000"	3.000"	.750"	1.500"	.328"	.250"
654199	15	Black	3.000"	3.000"	.750"	1.500"	.328"	.250"

### RECOMMENDED FASTENERS

ITEM#	SERIES	QTY	BOLT	TNUT
651171	10	4	1/4-20 x 1/2" BHSCS	Economy
651129	15	4	5/16-18 x 11/16" FBHSCS	Economy

### 6 HOLE JOINING PLATE

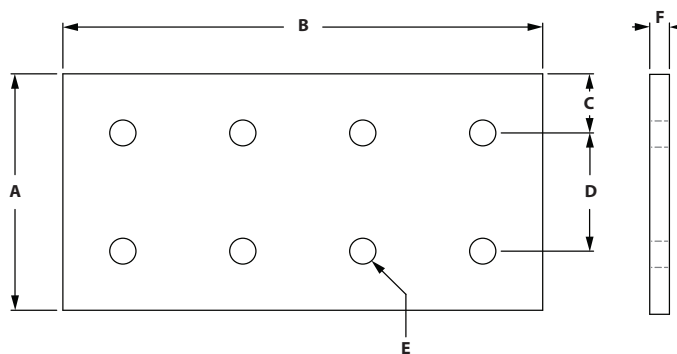


ITEM#	SERIES	FINISH	A	B	C	D	E	F
653099	10	Clear	2.000"	3.000"	.500"	1.000"	.257"	.188"
653198	15	Clear	3.000"	4.500"	.750"	1.500"	.328"	.250"

#### RECOMMENDED FASTENERS

ITEM#	SERIES	QTY	BOLT	TNUT
651171	10	6	1/4-20 x 1/2" BHSCS	Economy
651129	15	6	5/16-18 x 11/16" FBHSCS	Economy

### 8 HOLE JOINING PLATE



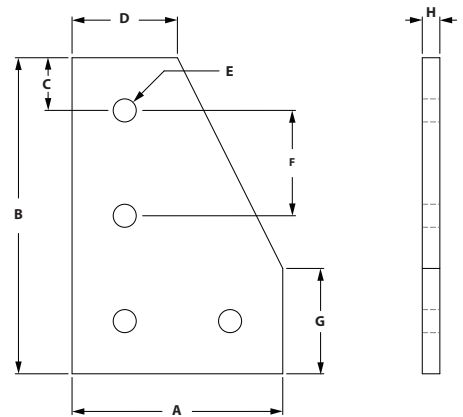
ITEM#	SERIES	FINISH	A	B	C	D	E	F
653098	10	Clear	2.000"	4.000"	.500"	1.000"	.257"	.188"
653197	15	Clear	3.000"	6.000"	.750"	1.500"	.328"	.250"
654197	15	Black	3.000"	6.000"	.750"	1.500"	.328"	.250"

#### RECOMMENDED FASTENERS

ITEM#	SERIES	QTY	BOLT	TNUT
651171	10	8	1/4-20 x 1/2" BHSCS	Economy
651129	15	8	5/16-18 x 11/16" FBHSCS	Economy

# Fractional Brackets

## 4 Hole 90° Joining Plate

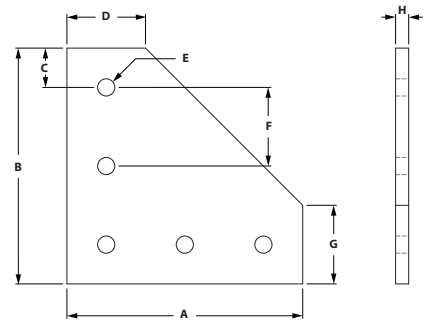


ITEM#	SERIES	FINISH	A	B	C	D	E	F	G	H
653084	10	Clear	2.000"	3.000"	.500"	1.000"	.257"	1.000"	1.000"	.188"
653182	15	Clear	3.000"	4.500"	.750"	1.500"	.328"	1.500"	1.500"	.250"

### RECOMMENDED FASTENERS

ITEM#	SERIES	QTY	BOLT	TNUT
651171	10	4	1/4-20 x 1/2" BHSCS	Economy
651129	15	4	5/16-18 x 11/16" FBHSCS	Economy

## 5 Hole 90° Joining Plate

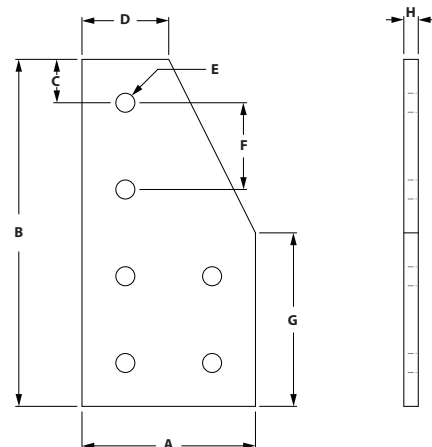


ITEM#	SERIES	FINISH	A	B	C	D	E	F	G	H
653085	10	Clear	3.000"	3.000"	.500"	1.000"	.257"	1.000"	1.000"	.188"
654085	10	Black	3.000"	3.000"	.500"	1.000"	.257"	1.000"	1.000"	.188"
653183	15	Clear	4.500"	4.500"	.750"	1.500"	.328"	1.500"	1.500"	.250"
654183	15	Black	4.500"	4.500"	.750"	1.500"	.328"	1.500"	1.500"	.250"

### RECOMMENDED FASTENERS

ITEM#	SERIES	QTY	BOLT	TNUT
651171	10	5	1/4-20 x 1/2" BHSCS	Economy
651129	15	5	5/16-18 x 11/16" FBHSCS	Economy

### 6 Hole 90° Joining Plate

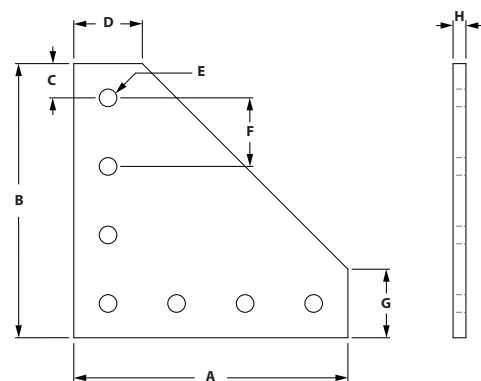


ITEM#	SERIES	FINISH	A	B	C	D	E	F	G	H
653057	10	Clear	2.000"	4.000"	.500"	1.000"	.257"	1.000"	2.000"	.188"
653153	15	Clear	3.000"	6.000"	.750"	1.500"	.328"	1.500"	3.000"	.250"

#### RECOMMENDED FASTENERS

ITEM#	SERIES	QTY	BOLT	TNUT
651171	10	6	1/4-20 x 1/2" BHSCS	Economy
651129	15	6	5/16-18 x 11/16" FBHSCS	Economy

### 7 Hole 90° Joining Plate



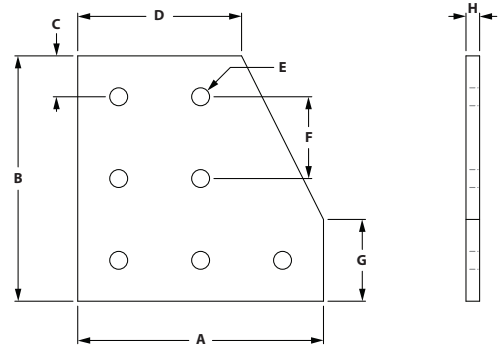
ITEM#	SERIES	FINISH	A	B	C	D	E	F	G	H
653086	10	Clear	4.000"	4.000"	.500"	1.000"	.257"	1.000"	1.000"	.188"
653184	15	Clear	6.000"	6.000"	.750"	1.500"	.328"	1.500"	1.500"	.250"

#### RECOMMENDED FASTENERS

ITEM#	SERIES	QTY	BOLT	TNUT
651171	10	7	1/4-20 x 1/2" BHSCS	Economy
651129	15	7	5/16-18 x 11/16" FBHSCS	Economy

# Fractional Brackets

## 7 HOLE 90° JOINING PLATE

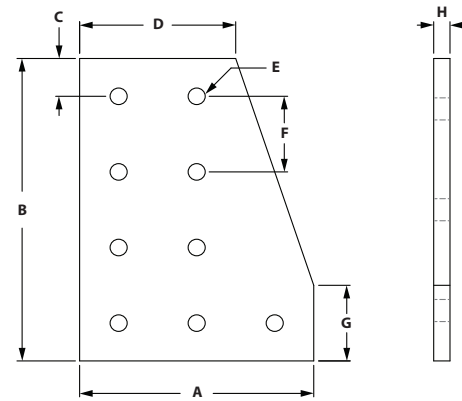


ITEM#	SERIES	FINISH	A	B	C	D	E	F	G	H
653066	10	Clear	3.000"	3.000"	.500"	2.000"	.257"	1.000"	1.000"	.188"
653162	15	Clear	4.500"	4.500"	.750"	3.000"	.328"	1.500"	1.500"	.250"

### RECOMMENDED FASTENERS

ITEM#	SERIES	QTY	BOLT	TNUT
651171	10	7	1/4-20 x 1/2" BHSCS	Economy
651129	15	7	5/16-18 x 11/16" FBHSCS	Economy

## 9 HOLE 90° JOINING PLATE



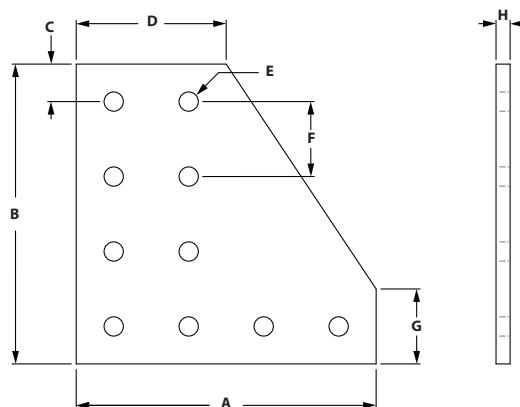
ITEM#	SERIES	FINISH	A	B	C	D	E	F	G	H
653159	15	Clear	4.500"	6.000"	.750"	3.000"	.328"	1.500"	1.500"	.250"

### RECOMMENDED FASTENERS

ITEM#	SERIES	QTY	BOLT	TNUT
651129	15	9	5/16-18 x 11/16" FBHSCS	Economy



### 10 HOLE 90° JOINING PLATE

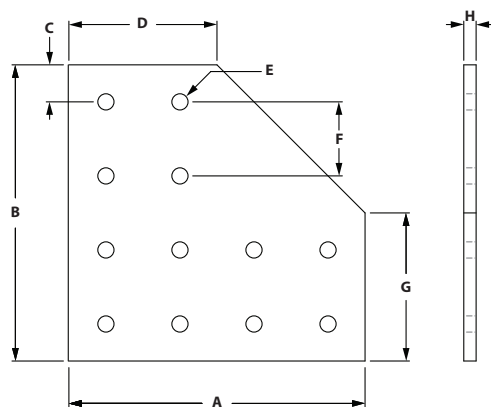


ITEM#	SERIES	FINISH	A	B	C	D	E	F	G	H
653064	10	Clear	4.000"	4.000"	.500"	2.000"	.257"	1.000"	1.000"	.188"
653160	15	Clear	6.000"	6.000"	.750"	3.000"	.328"	1.500"	1.500"	.250"

#### RECOMMENDED FASTENERS

ITEM#	SERIES	QTY	BOLT	TNUT
651171	10	10	1/4-20 x 1/2" BHSCS	Economy
651129	15	10	5/16-18 x 11/16" FBHSCS	Economy

### 12 HOLE 90° JOINING PLATE



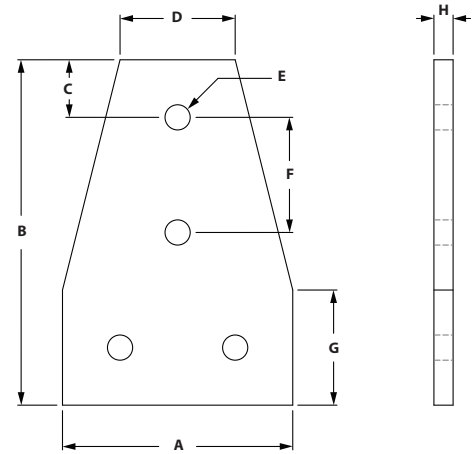
ITEM#	SERIES	FINISH	A	B	C	D	E	F	G	H
653065	10	Clear	4.000"	4.000"	.500"	2.000"	.257"	1.000"	2.000"	.188"
653161	15	Clear	6.000"	6.000"	.750"	3.000"	.328"	1.500"	3.000"	.250"
654161	15	Black	6.000"	6.000"	.750"	3.000"	.328"	1.500"	3.000"	.250"

#### RECOMMENDED FASTENERS

ITEM#	SERIES	QTY	BOLT	TNUT
651171	10	12	1/4-20 x 1/2" BHSCS	Economy
651129	15	12	5/16-18 x 11/16" FBHSCS	Economy

# Fractional Brackets

## 4 HOLE TEE JOINING PLATE

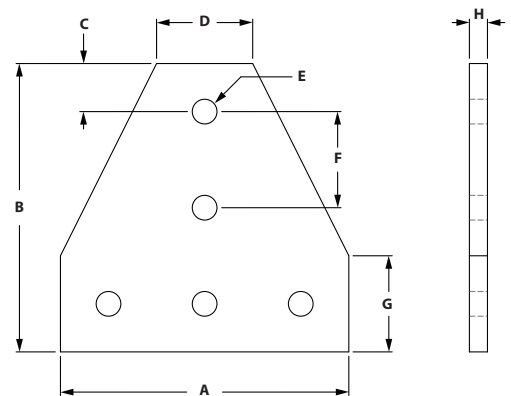


ITEM#	SERIES	FINISH	A	B	C	D	E	F	G	H
653078	10	Clear	2.000"	2.500"	.500"	1.000"	.257"	1.000"	1.000"	.188"
653174	15	Clear	3.000"	4.500"	.750"	1.500"	.328"	1.500"	1.500"	.250"
654174	15	Black	3.000"	4.500"	.750"	1.500"	.328"	1.500"	1.500"	.250"

### RECOMMENDED FASTENERS

ITEM#	SERIES	QTY	BOLT	TNUT
651171	10	4	1/4-20 x 1/2" BHSCS	Economy
651129	15	4	5/16-18 x 11/16" FBHSCS	Economy

## 5 HOLE TEE JOINING PLATE

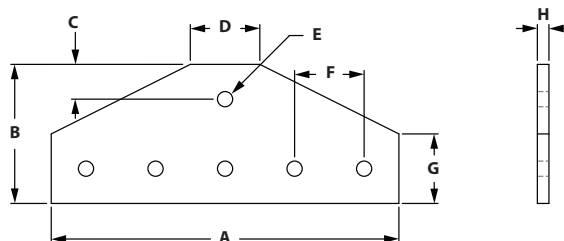


ITEM#	SERIES	FINISH	A	B	C	D	E	F	G	H
653077	10	Clear	3.000"	3.000"	.500"	1.000"	.257"	1.000"	1.000"	.188"
653173	15	Clear	4.500"	4.500"	.750"	1.500"	.328"	1.500"	1.500"	.250"

### RECOMMENDED FASTENERS

ITEM#	SERIES	QTY	BOLT	TNUT
651171	10	5	1/4-20 x 1/2" BHSCS	Economy
651129	15	5	5/16-18 x 11/16" FBHSCS	Economy

### 6 HOLE TEE JOINING PLATE

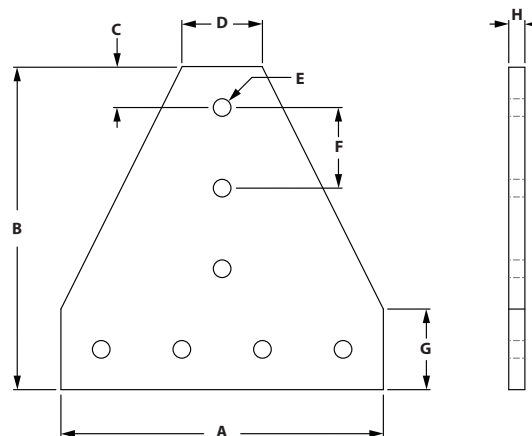


ITEM#	SERIES	FINISH	A	B	C	D	E	F	G	H
653144	15	Clear	7.500"	3.000"	.750"	1.500"	.328"	1.500"	1.500"	.250"

#### RECOMMENDED FASTENERS

ITEM#	SERIES	QTY	BOLT	TNUT
651129	15	6	5/16-18 x 11/16" FBHSCS	Economy

### 7 HOLE TEE JOINING PLATE



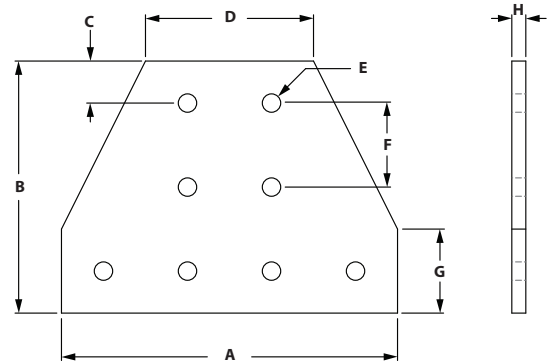
ITEM#	SERIES	FINISH	A	B	C	D	E	F	G	H
653049	10	Clear	4.000"	4.000"	.500"	1.000"	.257"	1.000"	1.000"	.188"
653146	15	Clear	6.000"	6.000"	.750"	1.500"	.328"	1.500"	1.500"	.250"

#### RECOMMENDED FASTENERS

ITEM#	SERIES	QTY	BOLT	TNUT
651171	10	7	1/4-20 x 1/2" BHSCS	Economy
651129	15	7	5/16-18 x 11/16" FBHSCS	Economy

# Fractional Brackets

## 8 HOLE TEE JOINING PLATE

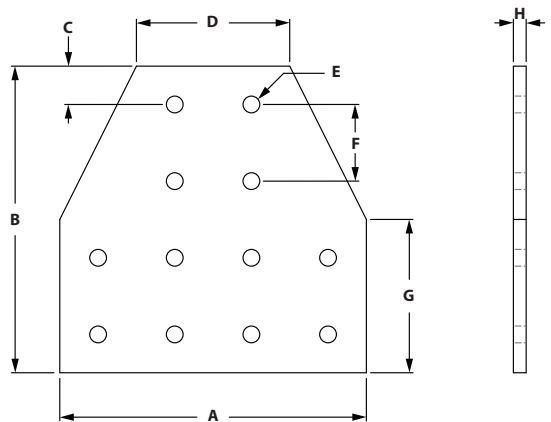


ITEM#	SERIES	FINISH	A	B	C	D	E	F	G	H
653089	10	Clear	4.000"	3.000"	.500"	2.000"	.257"	1.000"	1.000"	.188"
653187	15	Clear	6.000"	4.500"	.750"	3.000"	.328"	1.500"	1.500"	.250"

### RECOMMENDED FASTENERS

ITEM#	SERIES	QTY	BOLT	TNUT
651171	10	8	1/4-20 x 1/2" BHSCS	Economy
651129	15	8	5/16-18 x 11/16" FBHSCS	Economy

## 12 HOLE TEE JOINING PLATE

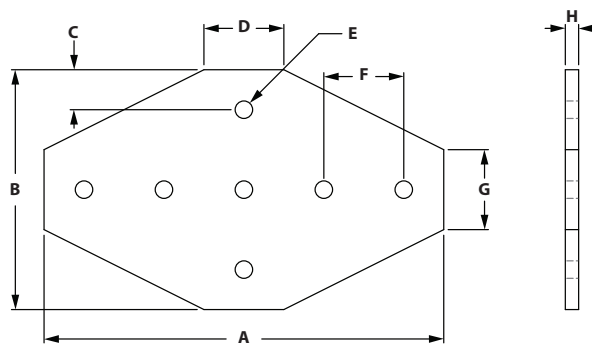


ITEM#	SERIES	FINISH	A	B	C	D	E	F	G	H
653062	10	Clear	4.000"	4.000"	.500"	2.000"	.257"	1.000"	2.000"	.188"
653158	15	Clear	6.000"	6.000"	.750"	3.000"	.328"	1.500"	3.000"	.250"
654158	15	Black	6.000"	6.000"	.750"	3.000"	.328"	1.500"	3.000"	.250"

### RECOMMENDED FASTENERS

ITEM#	SERIES	QTY	BOLT	TNUT
651171	10	12	1/4-20 x 1/2" BHSCS	Economy
651129	15	12	5/16-18 x 11/16" FBHSCS	Economy

### 7 HOLE CROSS PLATE

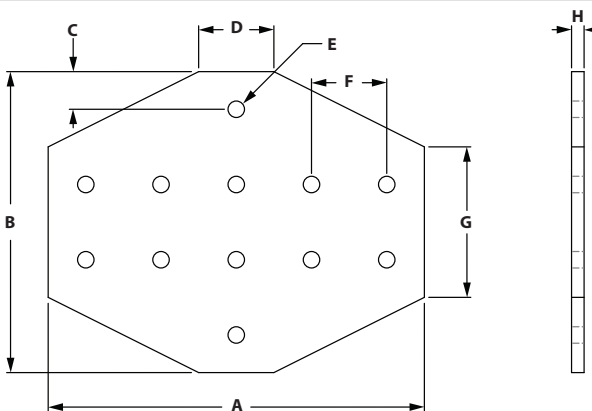


ITEM#	SERIES	FINISH	A	B	C	D	E	F	G	H
653072	10	Clear	4.500"	3.000"	.500"	1.000"	.257"	1.000"	1.000"	.188"
653168	15	Clear	7.500"	4.500"	.750"	1.500"	.328"	1.500"	1.500"	.250"

#### RECOMMENDED FASTENERS

ITEM#	SERIES	QTY	BOLT	TNUT
651171	10	7	1/4-20 x 1/2" BHSCS	Economy
651129	15	7	5/16-18 x 11/16" FBHSCS	Economy

### 12 HOLE CROSS PLATE



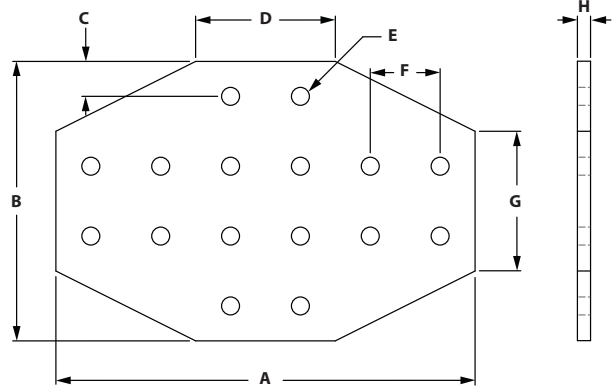
ITEM#	SERIES	FINISH	A	B	C	D	E	F	G	H
653094	10	Clear	5.000"	4.000"	.500"	1.000"	.257"	1.000"	2.000"	.188"
653192	15	Clear	7.500"	6.000"	.750"	1.500"	.328"	1.500"	3.000"	.250"

#### RECOMMENDED FASTENERS

ITEM#	SERIES	QTY	BOLT	TNUT
651171	10	12	1/4-20 x 1/2" BHSCS	Economy
651129	15	12	5/16-18 x 11/16" FBHSCS	Economy

# Fractional Brackets

## 16 HOLE CROSS PLATE

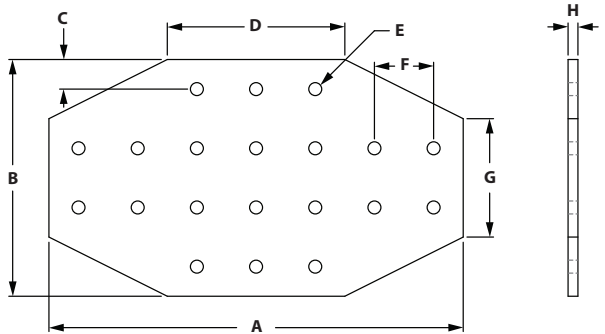



ITEM#	SERIES	FINISH	A	B	C	D	E	F	G	H
653103	10	Clear	6.000"	4.000"	.500"	2.000"	.257"	1.000"	2.000"	.188"
653200	15	Clear	9.000"	6.000"	.750"	3.000"	.328"	1.500"	3.000"	.250"
654200	15	Black	9.000"	6.000"	.750"	3.000"	.328"	1.500"	3.000"	.250"

### RECOMMENDED FASTENERS

ITEM#	SERIES	QTY	BOLT	TNUT
651171	10	16	1/4-20 x 1/2" BHSCS	Economy
651129	15	16	5/16-18 x 11/16" FBHSCS	Economy

## 20 HOLE CROSS PLATE

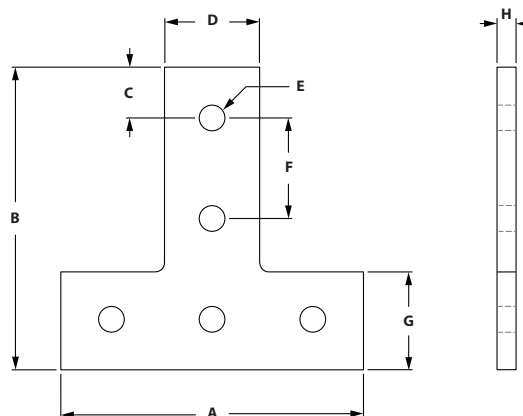


ITEM#	SERIES	FINISH	A	B	C	D	E	F	G	H
653243	15	Clear	10.500"	6.000"	.750"	4.500"	.328"	1.500"	3.000"	.250"

### RECOMMENDED FASTENERS

ITEM#	SERIES	QTY	BOLT	TNUT
651129	15	20	5/16-18 x 11/16" FBHSCS	Economy

### 5 HOLE "T" CUT OUT

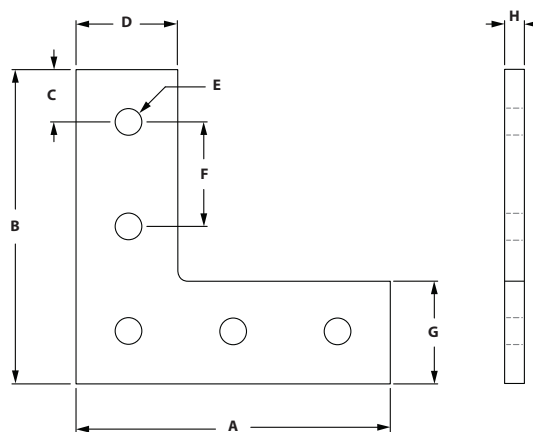


ITEM#	SERIES	FINISH	A	B	C	D	E	F	G	H
658829	15	Clear	4.500"	4.500"	.750"	1.426"	.328"	1.500"	1.463"	.250"

#### RECOMMENDED FASTENERS

ITEM#	SERIES	QTY	BOLT	TNUT
651129	15	5	5/16-18 x 11/16" FBHSCS	Economy

### 5 HOLE "L" CUT OUT



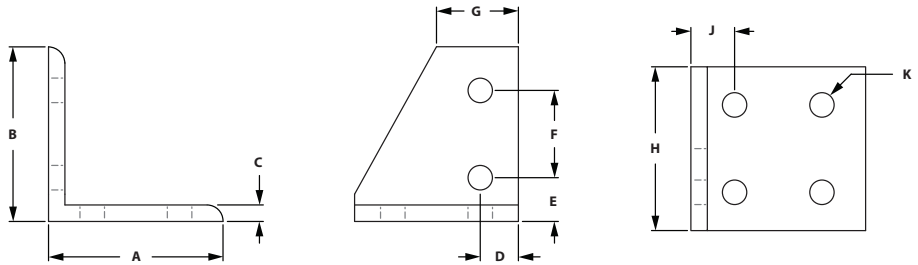
ITEM#	SERIES	FINISH	A	B	C	D	E	F	G	H
658213	10	Clear	3.000"	3.000"	.500"	.971"	.257"	1.000"	.971"	.188"
658136	15	Clear	4.500"	4.500"	.750"	1.460"	.328"	1.500"	1.460"	.250"

#### RECOMMENDED FASTENERS

ITEM#	SERIES	QTY	BOLT	TNUT
651171	10	5	1/4-20 x 1/2" BHSCS	Economy
651129	15	5	5/16-18 x 11/16" FBHSCS	Economy

# Fractional Brackets

## 6 HOLE RIGHT HAND INSIDE CORNER BRACKET

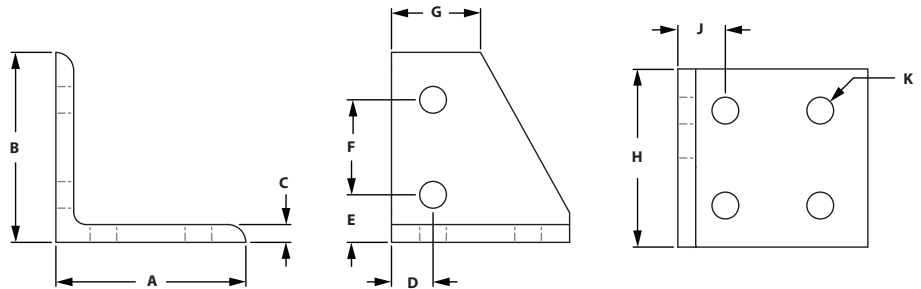


ITEM#	SERIES	FINISH	A	B	C	D	E	F	G	H	J	K
653142	15	Clear	3.000"	3.000"	.250"	.655"	.750"	1.500"	1.310"	2.810"	.750"	.328"

### RECOMMENDED FASTENERS

ITEM#	SERIES	QTY	BOLT	TNUT
651129	15	6	5/16-18 x 11/16" FBHSCS	Economy

## 6 HOLE LEFT HAND INSIDE CORNER BRACKET



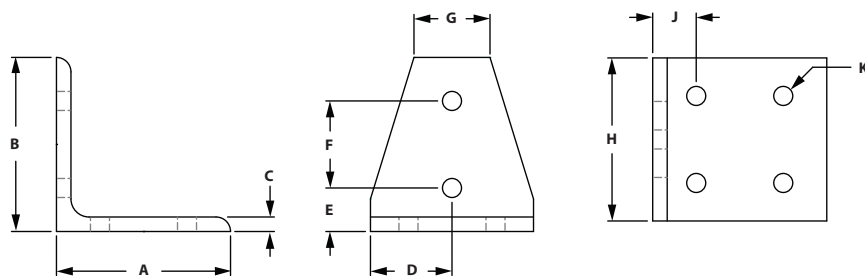
ITEM#	SERIES	FINISH	A	B	C	D	E	F	G	H	J	K
653143	15	Clear	3.000"	3.000"	.250"	.655"	.750"	1.500"	1.310"	2.810"	.750"	.328"

### RECOMMENDED FASTENERS

ITEM#	SERIES	QTY	BOLT	TNUT
651129	15	6	5/16-18 x 11/16" FBHSCS	Economy



### 6 HOLE CENTER INSIDE CORNER BRACKET

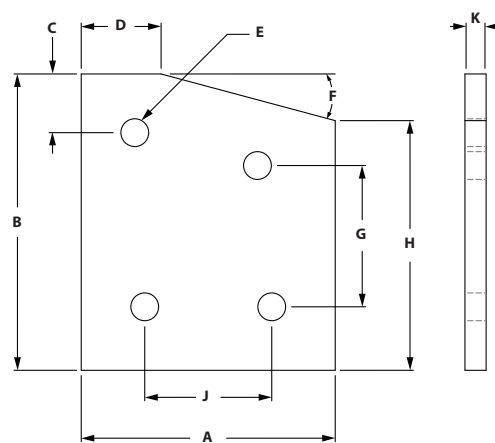


ITEM#	SERIES	FINISH	A	B	C	D	E	F	G	H	J	K
653145	15	Clear	3.000"	3.000"	.250"	1.405"	.750"	1.500"	1.310"	2.810"	.750"	.328"

#### RECOMMENDED FASTENERS

ITEM#	SERIES	QTY	BOLT	TNUT
651129	15	6	5/16-18 x 11/16" FBHSCS	Economy

### 4 HOLE 15° ANGLE JOINING PLATE



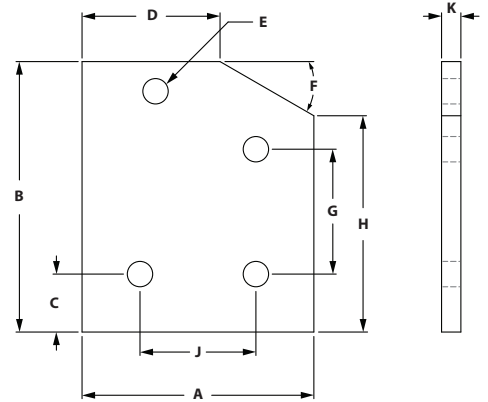
ITEM#	SERIES	FINISH	A	B	C	D	E	F	G	H	J	K
653149	15	Clear	3.000"	3.500"	.750"	.943"	.328"	15°	1.669"	2.949"	1.500"	.250"

#### RECOMMENDED FASTENERS

ITEM#	SERIES	QTY	BOLT	TNUT
651129	15	4	5/16-18 x 11/16" FBHSCS	Economy

# Fractional Brackets

## 4 HOLE 30° ANGLE JOINING PLATE

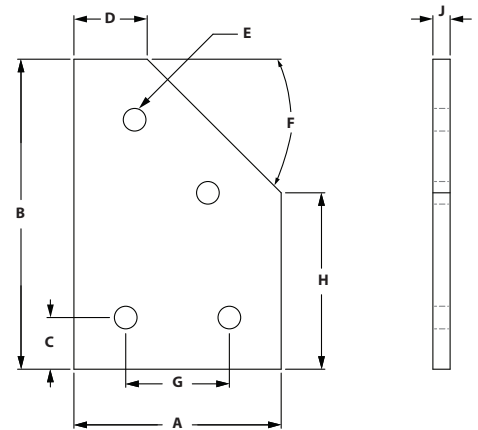


ITEM#	SERIES	FINISH	A	B	C	D	E	F	G	H	J	K
653164	15	Clear	3.000"	3.500"	.750"	1.786"	.328"	30°	1.616"	2.799"	1.500"	.250"
654164	15	Black	3.000"	3.500"	.750"	1.786"	.328"	30°	1.616"	2.799"	1.500"	.250"

### RECOMMENDED FASTENERS

ITEM#	SERIES	QTY	BOLT	TNUT
651129	15	4	5/16-18 x 11/16" FBHSCS	Economy

## 4 HOLE 45° ANGLE JOINING PLATE

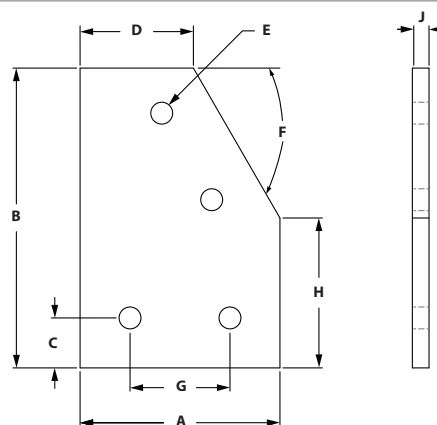


ITEM#	SERIES	FINISH	A	B	C	D	E	F	G	H	J
653178	15	Clear	3.000"	4.500"	.750"	1.061"	.328"	45°	1.500"	2.561"	.250"

### RECOMMENDED FASTENERS

ITEM#	SERIES	QTY	BOLT	TNUT
651129	15	4	5/16-18 x 11/16" FBHSCS	Economy

### 4 HOLE 60° ANGLE JOINING PLATE

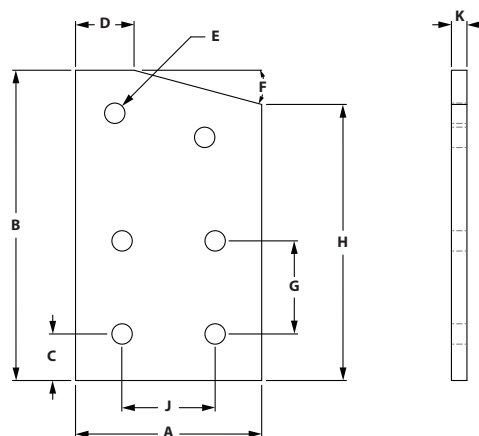


ITEM#	SERIES	FINISH	A	B	C	D	E	F	G	H	J	K
653193	15	Clear	3.000"	4.500"	.750"	1.701"	.328"	60°	1.500"	2.250"	1.500"	.250"
654193	15	Black	3.000"	4.500"	.750"	1.701"	.328"	60°	1.500"	2.250"	1.500"	.250"

#### RECOMMENDED FASTENERS

ITEM#	SERIES	QTY	BOLT	TNUT
651129	15	4	5/16-18 x 11/16" FBHSCS	Economy

### 6 HOLE 15° ANGLE JOINING PLATE



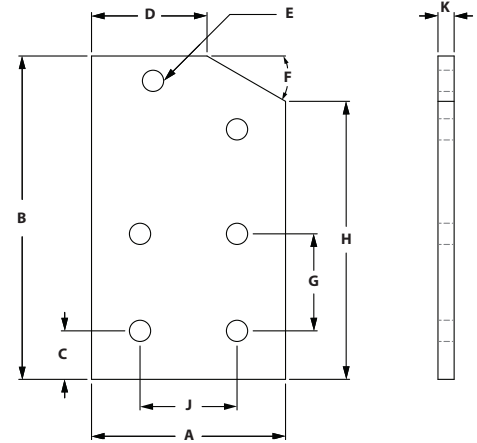
ITEM#	SERIES	FINISH	A	B	C	D	E	F	G	H	J	K
653148	15	Clear	3.000"	5.000"	.750"	.943"	.328"	15°	1.500"	4.449"	1.500"	.250"

#### RECOMMENDED FASTENERS

ITEM#	SERIES	QTY	BOLT	TNUT
651129	15	6	5/16-18 x 11/16" FBHSCS	Economy

# Fractional Brackets

## 6 HOLE 30° ANGLE JOINING PLATE

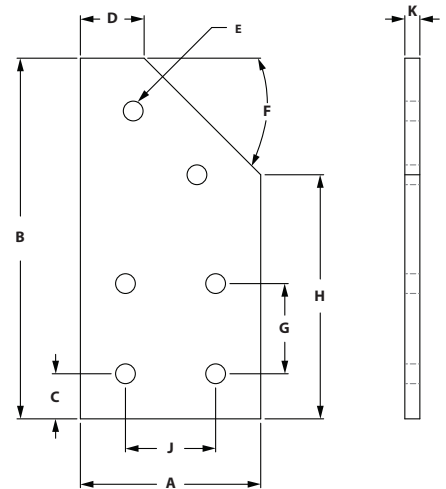


ITEM#	SERIES	FINISH	A	B	C	D	E	F	G	H	J	K
653163	15	Clear	3.000"	5.000"	.750"	1.786"	.328"	30°	1.500"	4.299"	1.500"	.250"

### RECOMMENDED FASTENERS

ITEM#	SERIES	QTY	BOLT	TNUT
651129	15	6	5/16-18 x 11/16" FBHSCS	Economy

## 6 HOLE 45° ANGLE JOINING PLATE

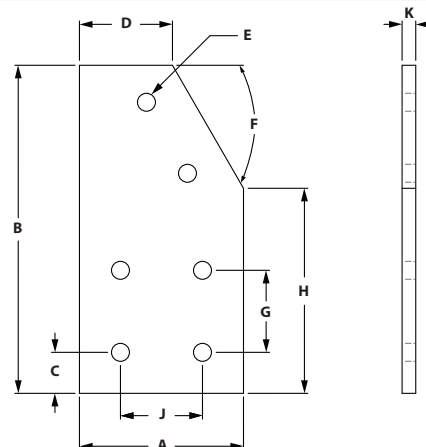


ITEM#	SERIES	FINISH	A	B	C	D	E	F	G	H	J	K
653177	15	Clear	3.000"	6.000"	.750"	1.061"	.328"	45°	1.500"	4.061"	1.500"	.250"
654177	15	Black	3.000"	6.000"	.750"	1.061"	.328"	45°	1.500"	4.061"	1.500"	.250"

### RECOMMENDED FASTENERS

ITEM#	SERIES	QTY	BOLT	TNUT
651129	15	6	5/16-18 x 11/16" FBHSCS	Economy

### 6 HOLE 60° ANGLE JOINING PLATE

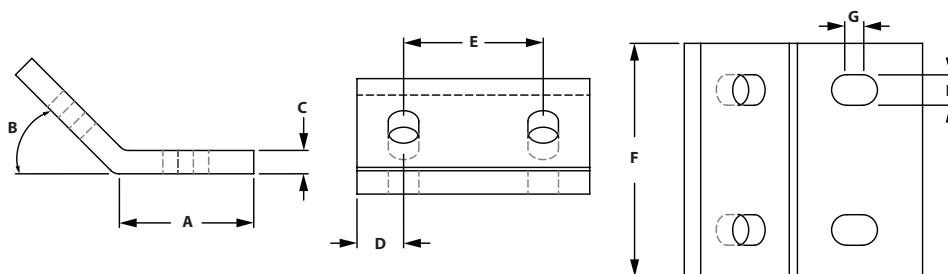


ITEM#	SERIES	FINISH	A	B	C	D	E	F	G	H	J	K
653194	15	Clear	3.000"	6.000"	.750"	1.701"	.328"	60°	1.500"	3.750"	1.500"	.250"

#### RECOMMENDED FASTENERS

ITEM#	SERIES	QTY	BOLT	TNUT
651129	15	6	5/16-18 x 11/16" FBHSCS	Economy

### 4 HOLE 45° ANGLE JOINING PLATE



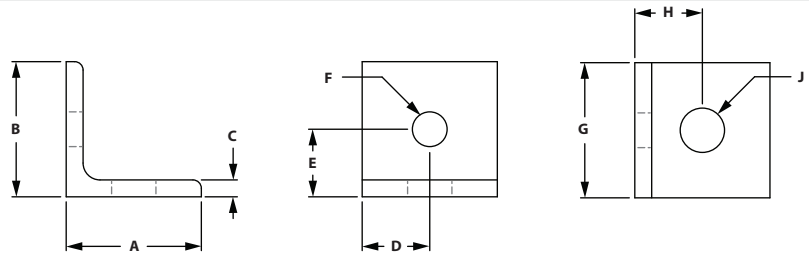

ITEM#	SERIES	FINISH	A	B	C	D	E	F	G	H
653291	15	Clear	1.340"	45°	.250"	.500"	1.500"	2.500"	.500"	.328"

#### RECOMMENDED FASTENERS

ITEM#	SERIES	QTY	BOLT	TNUT
651129	15	4	5/16-18 x 11/16" FBHSCS	Economy

# Fractional Brackets

## 2 HOLE 10 TO 15 TRANSITION INSIDE CORNER BRACKET

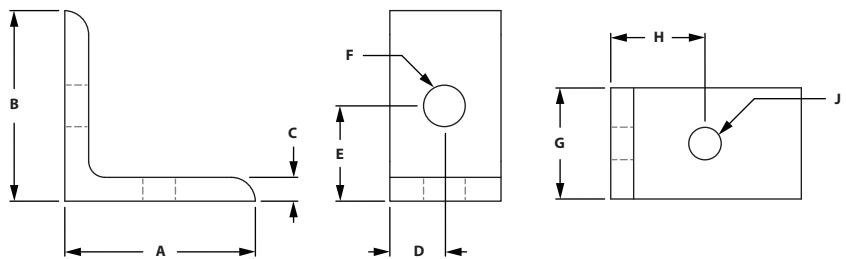


ITEM#	SERIES	FINISH	A	B	C	D	E	F	G	H	J
653272	10 to 15	Clear	1.000"	1.000"	.125"	.500"	.500"	.257"	1.000"	.500"	.328"
654272	10 to 15	Black	1.000"	1.000"	.125"	.500"	.500"	.257"	1.000"	.500"	.328"

### RECOMMENDED FASTENERS

ITEM#	SERIES	QTY	BOLT	TNUT
651679	10	1	1/4-20 x 3/8" BHSCS	Economy
651191	15	1	5/16-18 x 1/2" BHSCS	Economy

## 2 HOLE VERTICAL 10 TO 15 TRANSITION INSIDE CORNER BRACKET

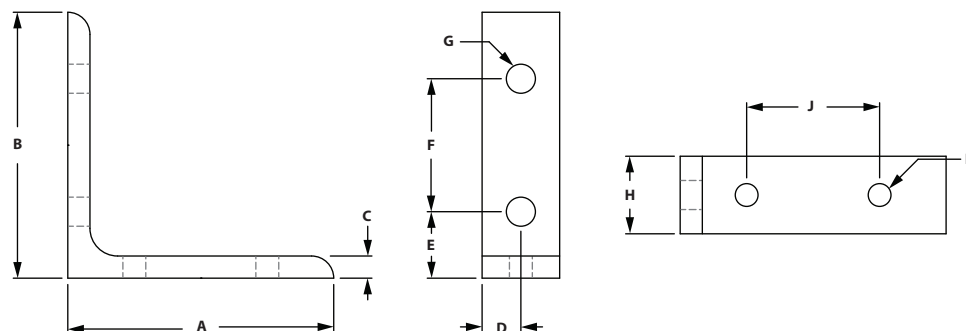


ITEM#	SERIES	FINISH	A	B	C	D	E	F	G	H	J
653268	10 to 15	Clear	1.500"	1.500"	.188"	.438"	.750"	.328"	.875"	.750"	.257"

### RECOMMENDED FASTENERS

ITEM#	SERIES	QTY	BOLT	TNUT
651171	10	1	1/4-20 x 1/2" BHSCS	Economy
651150	15	1	5/16-18 x 5/8" BHSCS	Economy

### 4 HOLE 10 TO 15 TRANSITION INSIDE CORNER BRACKET

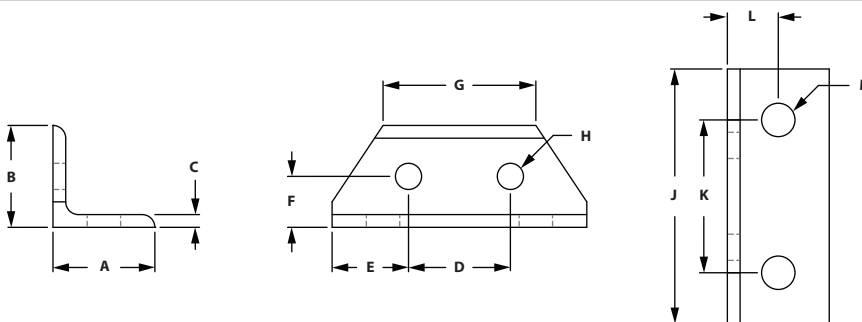


ITEM#	SERIES	FINISH	A	B	C	D	E	F	G	H	J	K
653269	15	Clear	3.000"	3.000"	.250"	.438"	.750"	1.500"	.328"	.875"	1.500"	.257"

#### RECOMMENDED FASTENERS

ITEM#	SERIES	QTY	BOLT	TNUT
651171	10	2	1/4-20 x 1/2" BHSCS	Economy
651129	15	2	5/16-18 x 11/16" FBHSCS	Economy

### 4 HOLE SMALL 10 TO 15 DOUBLE WIDE TRANSITION INSIDE CORNER BRACKET



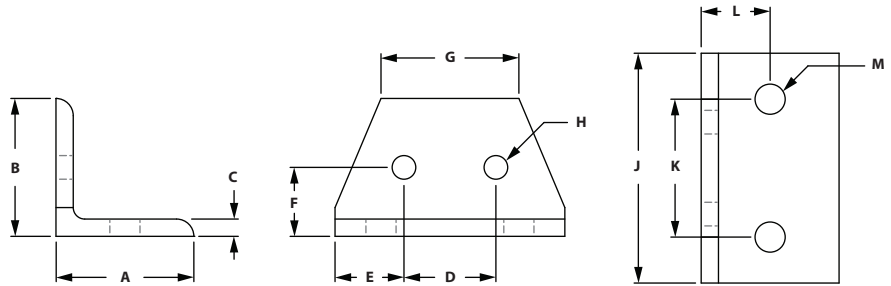
ITEM#	SERIES	FINISH	A	B	C	D	E	F	G	H	J	K	L	M
653274	10 to 15	Clear	1.000"	1.000"	.125"	1.000"	.750"	.500"	1.500"	.257"	2.500"	1.500"	.500"	.328"

#### RECOMMENDED FASTENERS

ITEM#	SERIES	QTY	BOLT	TNUT
651679	10	2	1/4-20 x 3/8" BHSCS	Economy
651191	15	2	5/16-18 x 1/2" BHSCS	Economy

# Fractional Brackets

## 4 HOLE LARGE 10 TO 15 DOUBLE WIDE TRANSITION INSIDE CORNER BRACKET

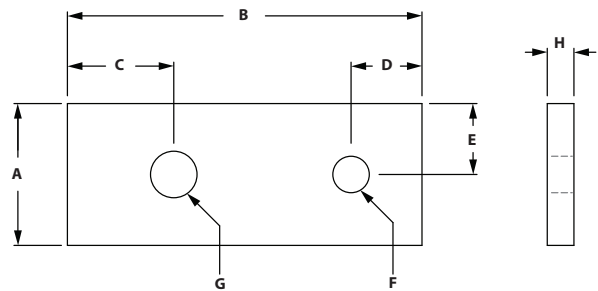


ITEM#	SERIES	FINISH	A	B	C	D	E	F	G	H	J	K	L	M
653275	10 to 15	Clear	1.500"	1.500"	.188"	1.000"	.750"	.750"	1.500"	.257"	2.500"	1.500"	.750"	.328"

### RECOMMENDED FASTENERS

ITEM#	SERIES	QTY	BOLT	TNUT
651171	10	2	1/4-20 x 1/2" BHSCS	Economy
651150	15	2	5/16-18 x 5/8" BHSCS	Economy

## 2 HOLE TRANSITION STRIP



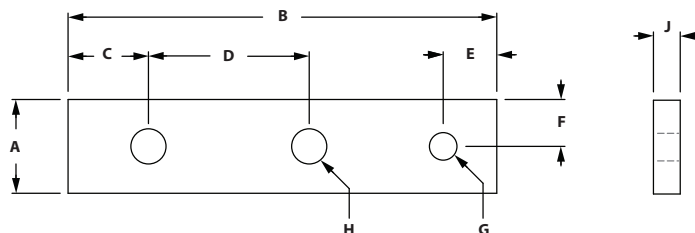
ITEM#	SERIES	FINISH	A	B	C	D	E	F	G	H
653273	10 to 15	Clear	1.000"	2.500"	.750"	.500"	.500"	.257"	.328"	.188"

### RECOMMENDED FASTENERS

ITEM#	SERIES	QTY	BOLT	TNUT
651171	10	1	1/4-20 x 1/2" BHSCS	Economy
651129	15	1	5/16-18 x 11/16" FBHSCS	Economy



### 3 HOLE LARGE TRANSITION STRIP

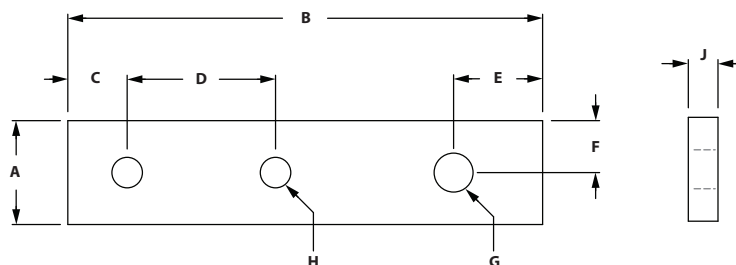


ITEM#	SERIES	FINISH	A	B	C	D	E	F	G	H	J
653270	10 to 15	Clear	.875"	4.000"	.750"	1.500"	.500"	.438"	.257"	.328"	.250"

#### RECOMMENDED FASTENERS

ITEM#	SERIES	QTY	BOLT	TNUT
651171	10	1	1/4-20 x 1/2" BHSCS	Economy
651129	15	2	5/16-18 x 11/16" FBHSCS	Economy

### 3 HOLE SMALL TRANSITION STRIP



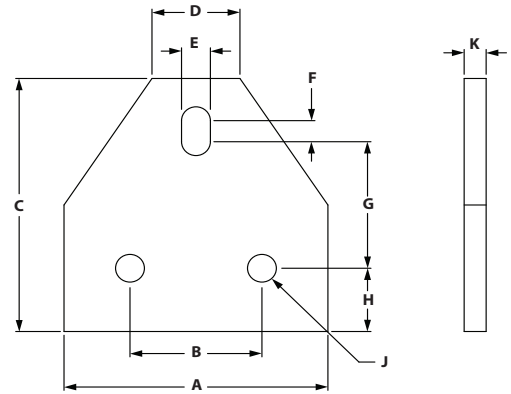
ITEM#	SERIES	FINISH	A	B	C	D	E	F	G	H	J
653271	10 to 15	Clear	.875"	4.000"	.500"	1.250"	.750"	.438"	.328"	.257"	.250"

#### RECOMMENDED FASTENERS

ITEM#	SERIES	QTY	BOLT	TNUT
651171	10	2	1/4-20 x 1/2" BHSCS	Economy
651129	15	1	5/16-18 x 11/16" FBHSCS	Economy

# Fractional Brackets

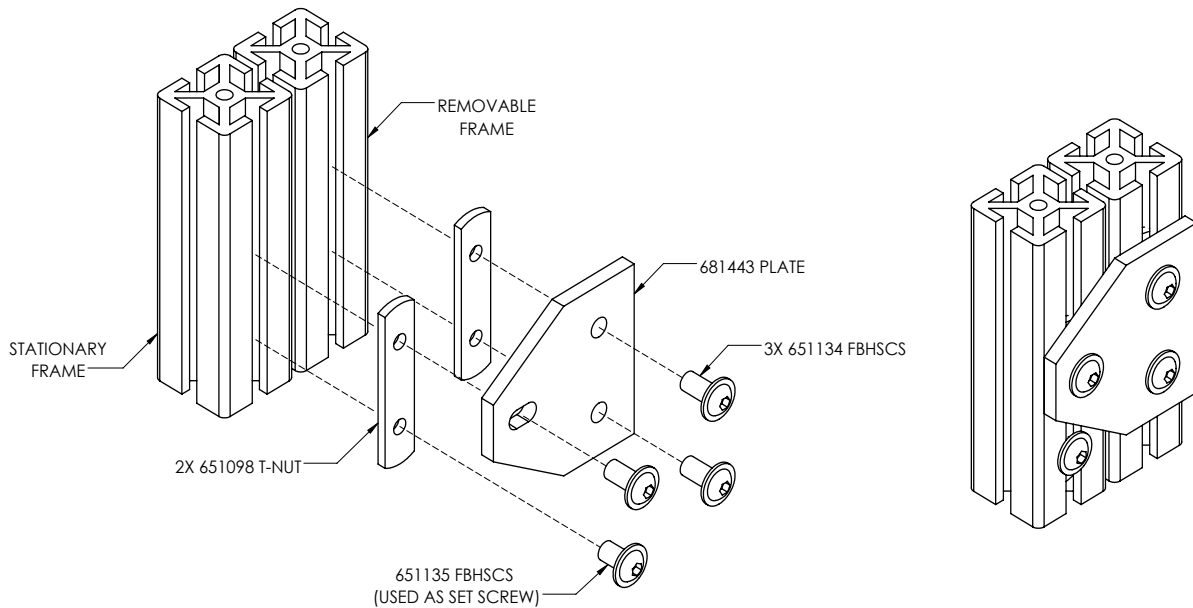
## REMOVEABLE PANEL PLATE



ITEM#	SERIES	FINISH	A	B	C	D	E	F	G	H	J	K
681443	15	Clear	3.000"	1.500"	3.000"	1.000"	.328"	.250"	1.500"	.750"	.328"	.250"

### RECOMMENDED FASTENERS

ITEM#	SERIES	QTY	DESCRIPTION
651134	15	3	5/16-18 x 11/16" FBHSCS
651135	15	1	5/16-18 x 1/2" FBHSCS
651098	15	2	DBL Economy Trnut





# CONTENT

## 04 Fasteners

Fastener Application Test . . . . .	98
Economy T-nuts . . . . .	99-100
Standard T-nuts . . . . .	100
Drop In T-nuts . . . . .	101-102
Z-Nuts . . . . .	103
Economy Tslot Studs . . . . .	103
Butt Fasteners . . . . .	103
Anchor Fasteners . . . . .	104-105
Single Tab End Fastener . . . . .	105
End Fasteners . . . . .	106
Milling Connector . . . . .	107
Screws . . . . .	108-113
Washers & Hex Nuts . . . . .	114

# 04 FASTENERS FRACTIONAL

# Fractional Fasteners

## RECOMMENDED TOOL SIZE FOR FASTENERS

THREAD SIZE	SHCS	BHSCS	FBHSCS	FHSCS
8-32	--	3/32"	--	--
10-32	5/32"	1/8"	--	--
1/4-20	3/16"	5/32"	5/32"	5/32"
5/16-18	1/4"	3/16"	3/16"	3/16"
3/8-16	5/16"	N/A	--	7/32"
M5	4mm	3mm	--	3mm
M6	5mm	4mm	--	4mm
M8	6mm	5mm	--	5mm
M10	8mm	6mm	--	6mm

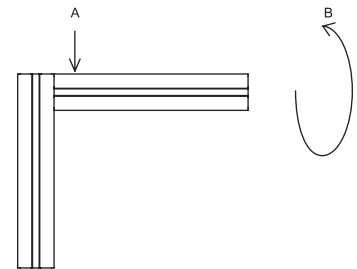
\* Numbers in chart reflect hex tool size required.

## FASTENER APPLICATION TEST

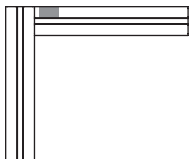
FASTENER	TS10-10		TS15-15L		TS15-15	
	A (lbs)	B	A (lbs)	B	A (lbs)	B
1	500	180 in/lbs	950	540 in/lbs	950	700 in/lbs
2	900	250 in/lbs	1,200	1,150 in/lbs	1,200	2,000 in/lbs
3	450	325 in/lbs	1,000	680 in/lbs	1,000	1,150 in/lbs
4	175	400 in/lbs	225	1,000 in/lbs	225	1,100 in/lbs
5	175	500 in/lbs	250	1,200 in/lbs	250	1,260 in/lbs
6	325	180 in/lbs	375	500 in/lbs	575	500 in/lbs
7	325	260 in/lbs	375	500 in/lbs	575	500 in/lbs

\* All forces are approximate.

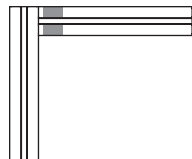
**A - DIRECT FORCE**  
**B - TORTIONAL FORCE**



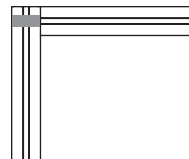
**1 - SINGLE ANCHOR**



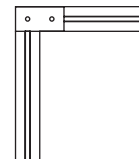
**2 - DOUBLE ANCHOR**



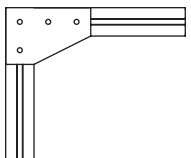
**3 - END FASTENER**



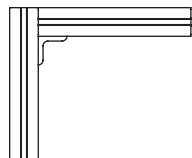
**4 - JOINING STRIP**



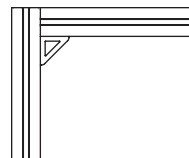
**5 - 90° JOINING PLATE**



**6 - CORNER BRACKET**



**7 - CORNER GUSSET**

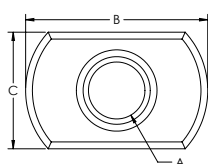


## ECONOMY T-NUTS

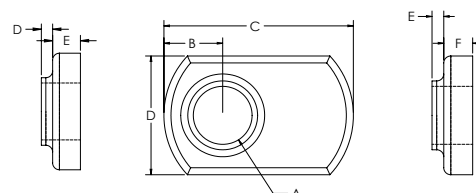


- Economical
- Extrusion end loading

CENTER THREAD



OFFSET THREAD



### CENTER THREAD

ITEM#	FINISH	SERIES	A	B	C	D	E
651465	Black Zinc	10	6-32	.866"	.434"	.040"	.094"
651095	Black Zinc	10	8-32	.866"	.434"	.040"	.094"
651096	Black Zinc	10	10-32	.866"	.434"	.040"	.094"
651163	Black Zinc	10	1/4-20	1.000"	.440"	.050"	.090"
651321	Bright Zinc	10	1/4-20	1.000"	.440"	.050"	.090"
651682	Stainless	10	1/4-20	1.000"	.440"	.050"	.090"
651322	Bright Zinc	15	1/4-20	.810"	.510"	.050"	.120"
651294	Stainless	15	1/4-20	.810"	.510"	.050"	.120"
651560	Black Zinc	15	5/16-18	.984"	.638"	.080"	.142"
651386	Bright Zinc	10	M6 x 1.0	.936"	.438"	.050"	.096"
651445	Black Zinc	15	M8 x 1.25	1.500"	.630"	.078"	.142"

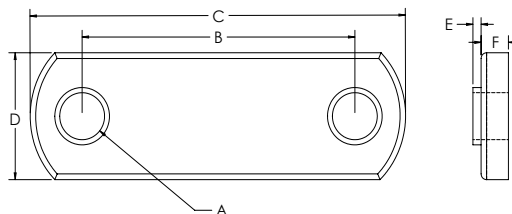
### OFFSET THREAD

ITEM#	FINISH	SERIES	A	B	C	D	E	F
651287	Stainless	10	10-32	.240"	.940"	.440"	.050"	.100"
651105	Black Zinc	15	1/4-20	.250"	.810"	.510"	.050"	.120"
651097	Black Zinc	15	5/16-18	.280"	1.000"	.640"	.080"	.140"
651316	Bright Zinc	15	5/16-18	.280"	1.000"	.640"	.080"	.140"
651288	Stainless	15	5/16-18	.280"	1.000"	.640"	.080"	.140"
651366	Bright Zinc	15	M6 x 1.0	.250"	.810"	.510"	.050"	.120"
651367	Bright Zinc	15	M8 x 1.25	.280"	1.000"	.640"	.080"	.140"

## DOUBLE ECONOMY T-NUTS



- Economical
- Extrusion end loading
- Convenient and better productivity over single economy T-Nut



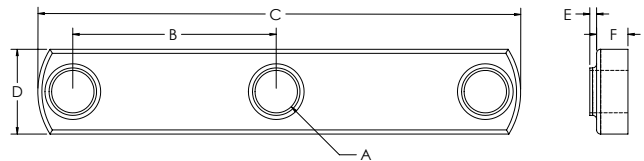
ITEM#	FINISH	SERIES	A	B	C	D	E	F
651100	Black Zinc	10	8-32	1.000"	1.375"	.443"	.030"	.100"
651099	Black Zinc	10	1/4-20	1.000"	1.869"	.443"	.030"	.100"
651331	Bright Zinc	10	M6 x 1.0	1.000"	1.875"	.443"	.030"	.100"
651098	Black Zinc	15	5/16-18	1.500"	2.810"	.625"	.030"	.148"
651406	Bright Zinc	15	M8 x 1.25	1.500"	3.000"	.630"	.030"	.100"

# Fractional Fasteners

## TRIPLE ECONOMY T-NUTS




- Economical
- Extrusion end loading
- Convenient and better productivity over single & double economy T-Nut

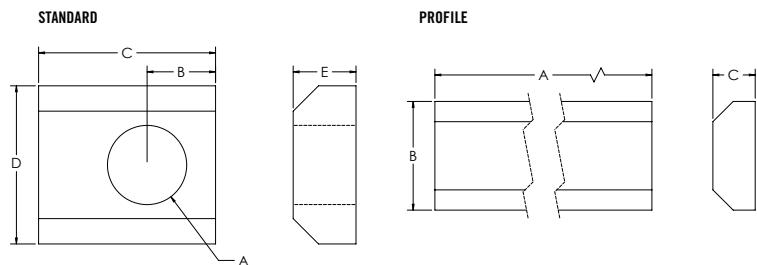


ITEM#	FINISH	SERIES	A	B	C	D	E	F
651106	Black Zinc	10	1/4-20	1.000"	2.450"	.450"	.050"	.225"
651104	Black Zinc	15	5/16-18	1.500"	3.562"	.625"	.050"	.231"
651427	Bright Zinc	10	M6 x 1.0	1.000"	2.450"	.443"	.050"	.144"
651336	Bright Zinc	15	M8 x 1.25	1.500"	3.562"	.638"	.080"	.222"

## STANDARD T-NUTS OFFSET



- Economical
- Extrusion end loading



ITEM#	FINISH	SERIES	A	B	C	D	E
651076	Black Zinc	10	10-32	.200"	.477"	.429"	.167"
651075	Black Zinc	10	1/4-20	.230"	.480"	.429"	.167"
651398	Bright Zinc	10	M5 x .8	.230"	.480"	.429"	.167"
651400	Bright Zinc	10	M6 x 1	.230"	.480"	.429"	.167"
651308	Bright Zinc	15	5/16-18	.270"	.698"	.624"	.248"
651072	Black Zinc	15	10-32	.270"	.698"	.624"	.248"
651073	Black Zinc	15	1/4-20	.270"	.698"	.624"	.248"
651074	Black Zinc	15	5/16-18	.270"	.698"	.624"	.248"
651393	Bright Zinc	15	M6 x 1	.270"	.698"	.624"	.248"
651395	Bright Zinc	15	M8 x 1.25	.270"	.698"	.624"	.248"

### PROFILE

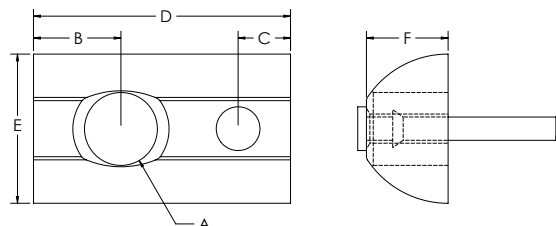
ITEM#	FINISH	SERIES	A	B	C
651477	Mill Finish	10	36.000"	.429"	.167"
651475	Mill Finish	15	36.000"	.624"	.248"



## DROP IN T-NUTS WITH RUBBER HANDLE



- Reduces assembly time
- Easy to drop in slot when ends are closed off
- Rubber nub holds T-Nut in vertical

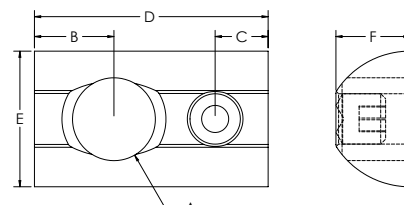


ITEM#	FINISH	SERIES	A	B	C	D	E	F
651157	Black Zinc	10	10-32	.200"	.100"	.630"	.400"	.200"
651325	Bright Zinc	10	10-32	.200"	.100"	.630"	.400"	.200"
651435	Stainless	10	1/4-20	.200"	.100"	.630"	.400"	.200"
651326	Bright Zinc	10	1/4-20	.200"	.100"	.630"	.400"	.200"
651158	Black Zinc	10	1/4-20	.200"	.100"	.630"	.400"	.200"
651402	Bright Zinc	10	M5 x .8	.200"	.100"	.630"	.400"	.200"
651403	Bright Zinc	10	M6 x 1	.200"	.100"	.630"	.400"	.200"
651103	Black Zinc	15	10-32	.300"	.180"	.880"	.510"	.280"
651102	Black Zinc	15	1/4-20	.300"	.180"	.880"	.510"	.280"
651101	Black Zinc	15	5/16-18	.300"	.180"	.880"	.510"	.280"
651318	Bright Zinc	15	5/16-18	.300"	.180"	.880"	.510"	.280"
651245	Stainless Steel	15	5/16-18	.300"	.195"	.880"	.510"	.280"
651246	Stainless Steel	15	1/4-20	.300"	.180"	.880"	.510"	.280"
651373	Bright Zinc	15	M5 x .8	.310"	.195"	.880"	.510"	.280"
651372	Bright Zinc	15	M6 x 1	.300"	.180"	.880"	.510"	.280"
651371	Bright Zinc	15	M8 x 1.25	.300"	.180"	.880"	.510"	.280"

## DROP IN T-NUTS WITH SET SCREW



- Reduces assembly time
- Easy to drop in slot when ends are closed off
- Set screw holds T-Nut in vertical



ITEM#	FINISH	SERIES	A	B	C	D	E	F	SET SCREW THREAD
651125	Black Zinc	10	10-32	.200"	.120"	.630"	.400"	.200"	10-32
651317	Bright Zinc	10	10-32	.310"	.195"	.875"	.510"	.285"	10-24
651126	Black Zinc	10	1/4-20	.200"	.120"	.630"	.400"	.200"	10-32
651122	Black Zinc	15	10-32	.300"	.200"	.880"	.510"	.280"	10-32
651123	Black Zinc	15	1/4-20	.300"	.200"	.880"	.510"	.280"	10-32
651247	Stainless	15	1/4-20	.300"	.200"	.880"	.510"	.280"	10-32
651323	Bright Zinc	15	1/4-20	.300"	.200"	.880"	.510"	.280"	10-32
651124	Black Zinc	15	5/16-18	.300"	.200"	.880"	.510"	.280"	10-32
651248	Stainless	15	5/16-18	.300"	.200"	.880"	.510"	.280"	10-32

# Fractional Fasteners

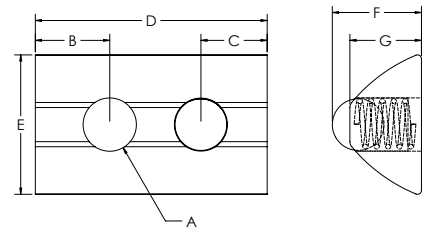
## DROP-IN TNUTS CONT.

ITEM#	FINISH	SERIES	A	B	C	D	E	F	SET SCREW THREAD
651324	Bright Zinc	15	5/16-18	.300"	.200"	.880"	.510"	.280"	10-32
651425	Bright Zinc	15	M6 x 1	.300"	.200"	.880"	.510"	.280"	10-32
651421	Bright Zinc	15	M8 x 1.25	.300"	.200"	.880"	.510"	.280"	M5 x .8

## DROP IN T-NUTS WITH BALL BEARING



- Reduces assembly time
- Easy to drop in slot when ends are closed off
- Ball bearing holds T-Nut in vertical

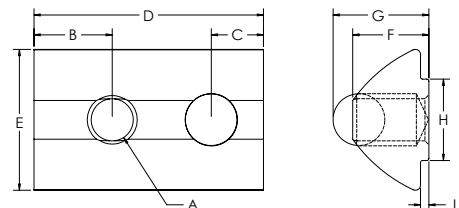


ITEM#	FINISH	SERIES	A	B	C	D	E	F	G
651467	Bright Zinc	10	8-32	.190"	.190"	.630"	.370"	.250"	.200"
651468	Bright Zinc	10	10-32	.190"	.190"	.630"	.390"	.250"	.200"
651469	Bright Zinc	10	1/4-20	.190"	.190"	.630"	.390"	0.25	.200"
651471	Bright Zinc	10	M5 x .8	.190"	.190"	.630"	.390"	.250"	.200"
651472	Bright Zinc	10	M6 x 1	.190"	.190"	.630"	.390"	.250"	.200"
651642	Bright Zinc	15	8-32	.280"	.250"	.880"	.520"	.330"	.270"
651643	Bright Zinc	15	10-32	.280"	.250"	.880"	.520"	.330"	.270"
651644	Bright Zinc	15	1/4-20	.280"	.250"	.880"	.520"	.350"	.270"
651645	Bright Zinc	15	5/16-18	.280"	.250"	.880"	.520"	.340"	.270"
651646	Bright Zinc	15	M5 x .8	.280"	.250"	.880"	.520"	.330"	.270"
651647	Bright Zinc	15	M6 x 1	.280"	.250"	.880"	.520"	.350"	.270"
651648	Bright Zinc	15	M8 x 1.25	.280"	.250"	.880"	.520"	.330"	.270"

## STEPPED DROP IN T-NUT WITH BALL BEARING



- Reduces assembly time
- Easy to drop in slot when ends are closed off
- Self aligning roll in slot nut with spring ball

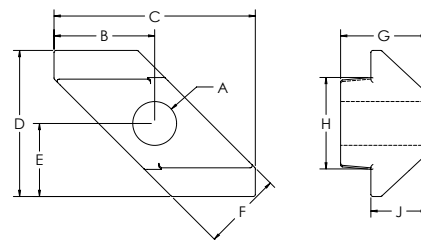


ITEM#	FINISH	SERIES	A	B	C	D	E	F	G	H	J
664114	Bright Zinc	15	1/4-20	.300"	.200"	.870"	.530"	.290"	.350"	.290"	.031"
664115	Bright Zinc	15	10-32	.300"	.200"	.870"	.530"	.290"	.350"	.290"	.031"
664116	Bright Zinc	15	5/16-18	.300"	.200"	.870"	.530"	.290"	.350"	.290"	.031"
664111	Bright Zinc	15	M5	.300"	.200"	.870"	.530"	.290"	.350"	.290"	.031"
664112	Bright Zinc	15	M6	.300"	.200"	.870"	.530"	.290"	.350"	.290"	.031"
664113	Bright Zinc	15	M8	.300"	.200"	.870"	.530"	.290"	.350"	.290"	.031"

## Z-NUTS



- Design allows for easy loading from extrusion slot
- Metric thread size only

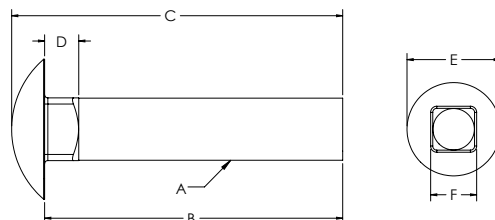


ITEM#	FINISH	SERIES	A	B	C	D	E	F	G	H	I
662002	Bright Zinc	15	M5	.380"	.760"	.551"	.276"	.299"	.327"	.345"	.213"
662001	Bright Zinc	15	M6	.380"	.760"	.551"	.276"	.299"	.327"	.345"	.213"

## ECONOMY T SLOT STUDS



- Extrusion end loading only

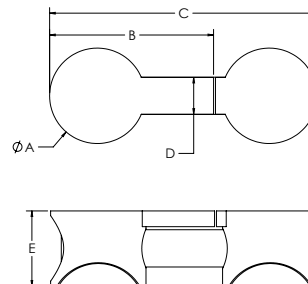


ITEM#	FINISH	A	B	C	D	E	F
651054	Bright Zinc	5/16-18	.750"	.916"	.172"	.704"	.316"
651058	Bright Zinc	5/16-18	1.000"	1.166"	.172"	.704"	.316"
651063	Bright Zinc	5/16-18	1.250"	1.416"	.172"	.704"	.316"
651066	Bright Zinc	5/16-18	1.500"	1.666"	.172"	.704"	.316"
651107	Bright Zinc	5/16-18	1.750"	1.916"	.172"	.704"	.316"
651255	Stainless	5/16-18	.750"	.916"	.172"	.704"	.316"
651261	Stainless	5/16-18	1.000"	1.166"	.172"	.704"	.316"

## BUTT FASTENERS



- Allows you to butt two extrusions end to end for maximum strength and alignment
- See page 466 for machining



ITEM#	FINISH	SERIES	A	B	C	D	E
651153	Bright Zinc	10	.560"	.730"	1.370"	.250"	.410"
651154	Bright Zinc	15	.800"	1.380"	2.240"	.310"	.630"
651633	Black	15	.800"	1.380"	2.240"	.310"	.630"

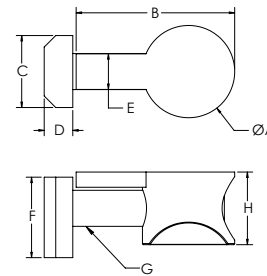
# Fractional Fasteners

## ANCHOR FASTENERS

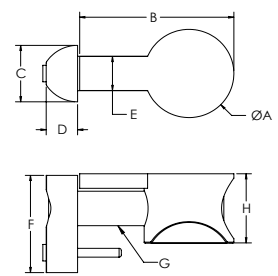


- Strongest of available fasteners
- Creates 90 degree Tslot connections
- All T-Nuts are offset
- See page 466 for machining services

STANDARD TNUT



DROP-IN TNUT



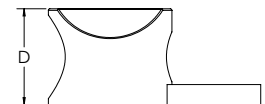
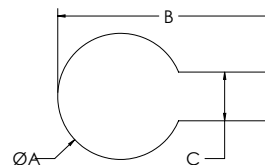
### WITH STANDARD T-NUT

ITEM#	FINISH	SERIES	A	B	C	D	E	F	G	H
651173	Bright Zinc	10	.562"	.755"	.429"	.167"	.250"	.477"	10-32 x 3/4 SHCS	.415"
651500	Bright Zinc	10	.562"	.755"	.429"	.170"	.250"	.480"	M5 x 18mm SHCS	.415"
651170	Black	10	.562"	.755"	.429"	.167"	.250"	.477"	10-32 x 3/4 SHCS	.415"
651281	Bright Zinc	15	.800"	1.380"	.624"	.250"	.310"	.700"	SS 5/16-18 x 1.25 SHCS	.630"
651146	Bright Zinc	15	.800"	1.380"	.624"	.250"	.310"	.700"	5/16-18 x 1.25 SHCS	.630"
651145	Black	15	.800"	1.380"	.624"	.250"	.310"	.700"	5/16-18 x 1.25 SHCS	.630"
651424	Bright Zinc	15	.800"	1.380"	.624"	.250"	.310"	.700"	M8 x 30mm SHCS	.630"

### WITH DROP-IN T-NUT

ITEM#	FINISH	SERIES	A	B	C	D	E	F	G	H
651149	Bright Zinc	10	.560"	.730"	.400"	.200"	.250"	.630"	10-32 x 3/4 SHCS	.410"
651148	Bright Zinc	15	.800"	1.380"	.510"	.280"	.310"	.880"	5/16-18 x 1.25 SHCS	.630"

## ANCHOR FASTENER CAMS

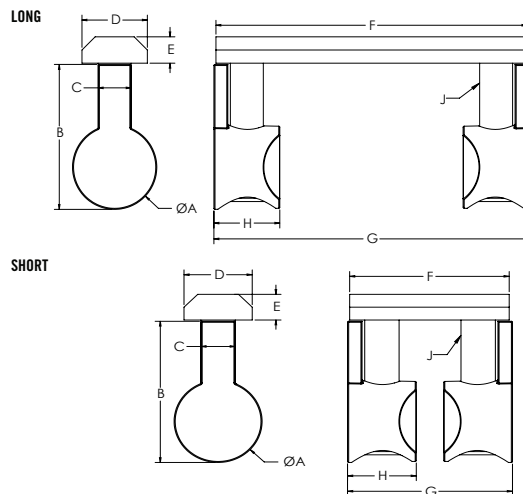


ITEM#	FINISH	SERIES	A	B	C	D
651174	Bright Zinc	10	.562"	.755"	.250"	.415"
651147	Bright Zinc	15	.800"	1.380"	.310"	.630"
651566	Black	10	.562"	.755"	.250"	.415"
651565	Black	15	.800"	1.380"	.310"	.630"

## DOUBLE ANCHOR FASTENERS



- Reduces assembly time when mating extrusions have opposing anchor fastener counterbores
- Strongest of available fasteners
- Creates 90 degree Tslot connections
- See page 466 for machining services



### SHORT WITH STANDARD T-NUT

ITEM#	FINISH	SERIES	A	B	C	D	E	F	G	H	J
651036	Bright Zinc	10	.560"	.730"	.250"	.436"	.177"	.950"	0.989"	.410"	10-32 x 3/4 SHCS
651037	Black	10	.560"	.730"	.250"	.436"	.177"	.950"	0.989"	.410"	10-32 x 3/4 SHCS
651044	Bright Zinc	15	.800"	1.380"	.310"	.630"	.250"	1.450"	1.500"	.630"	5/16-18 x 1.25 SHCS
651041	Black	15	.800"	1.380"	.310"	.630"	.250"	1.450"	1.500"	.630"	5/16-18 x 1.25 SHCS

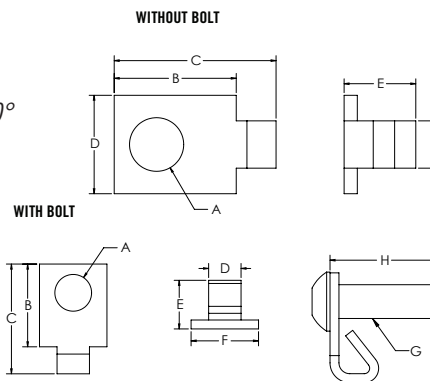
### LONG WITH STANDARD T-NUT

ITEM#	FINISH	SERIES	A	B	C	D	E	F	G	H	J
651038	Bright Zinc	10	.560"	.730"	.250"	.440"	.180"	1.970"	1.975"	.410"	10-32 x 3/4 SHCS
651039	Black	10	.560"	.730"	.250"	.440"	.180"	1.970"	1.975"	.410"	10-32 x 3/4 SHCS
651045	Bright Zinc	15	.800"	1.380"	.310"	.620"	.250"	2.950"	2.989"	.630"	5/16-18 x 1.25 SHCS
651043	Black	15	.800"	1.380"	.310"	.620"	.250"	2.950"	2.989"	.630"	5/16-18 x 1.25 SHCS

## SINGLE TAB END FASTENERS



- Allows for panels to mate in slots without having to notch panels
- Provides hidden fastener when connecting extrusions at 90°
- Mating extrusions glide over end fastener
- Tapping service required in the extrusion base end and access hole in the mating extrusions
- Prevents mating extrusion from rotating



### WITHOUT BOLTS

ITEM#	FINISH	SERIES	A	B	C	D	E	F
651568	Bright Zinc	10	.275"	.489"	.645"	.431"	.293"	.240"
651495	Black Zinc	15	.340"	.770"	1.020"	.300"	.450"	.620"

### WITH BOLTS

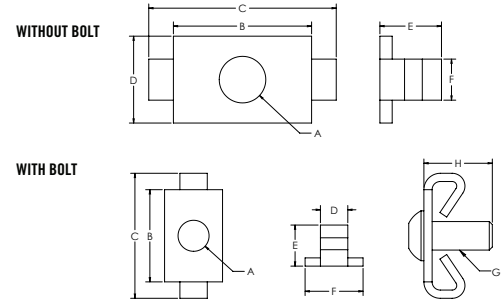
ITEM#	FINISH	SERIES	A	B	C	D	E	F	G	H
651501	Bright Zinc	15	.340"	.770"	1.020"	.300"	.450"	.620"	5/16-18 X 3/4 SHCS	1.000"

# Fractional Fasteners

## END FASTENERS



- Provides a hidden fastener when connecting extrusions at 90 degrees
- Mating extrusions glide over end fastener
- Tapping service required in the extrusion base end and access hole in the mating extrusion
- Prevents mating extrusion from rotating



### WITHOUT BOLT

ITEM#	FINISH	SERIES	A	B	C	D	E	F
651291	Bright Zinc	10	.280"	.630"	.890"	.430"	.340"	.250"
651159	Black Zinc	10	.280"	.630"	.890"	.430"	.340"	.250"
651289	Bright Zinc	15	.340"	1.010"	1.370"	.640"	.450"	.300"
651160	Black Zinc	15	.340"	1.010"	1.370"	.640"	.450"	.300"

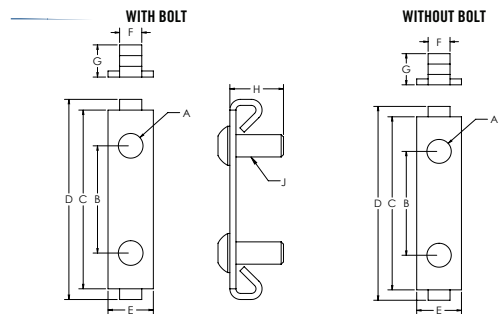
### WITH BOLT

ITEM#	FINISH	SERIES	A	B	C	D	E	F	G	H
651162	Black Zinc	10	.280"	.630"	.890"	.250"	.340"	.430"	1/4-20 x 3/4 BHSCS	.750"
651292	Stainless	10	.280"	.630"	.890"	.250"	.340"	.430"	SS 1/4-20 x 3/4 BHSCS	.750"
651422	Bright Zinc	10	.280"	.630"	.890"	.250"	.340"	.430"	M6 x 20mm BHSCS	.790"
651161	Black Zinc	15	.340"	1.010"	1.370"	.300"	.450"	.640"	5/16-18 x 3/4 BHSCS	.750"
651290	Stainless	15	.340"	1.010"	1.370"	.300"	.450"	.640"	SS 5/16-18 x 3/4 BHSCS	.750"
651418	Bright Zinc	15	.340"	1.010"	1.370"	.300"	.450"	.640"	M8 x 20mm BHSCS	.790"

## DOUBLE END FASTENERS



- Provides a hidden fastener when connecting extrusions at 90 degrees
- Mating extrusions glide over end fastener
- Tapping service required in the extrusion base end and access hole in the mating extrusion
- Prevents mating extrusion from rotating



### WITHOUT BOLT

ITEM#	FINISH	SERIES	A	B	C	D	E	F	G
651329	Bright Zinc	10	.280"	1.000"	1.630"	1.880"	.430"	.250"	.340"
651139	Black Zinc	10	.280"	1.000"	1.630"	1.880"	.430"	.250"	.340"
651330	Bright Zinc	15	.350"	1.500"	2.500"	2.800"	.640"	.310"	.450"
651140	Black Zinc	15	.350"	1.500"	2.500"	2.800"	.640"	.310"	.450"

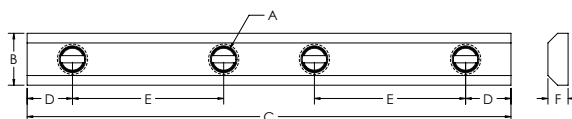
### WITH BOLTS

ITEM#	FINISH	SERIES	A	B	C	D	E	F	G	H	J
651137	Black Zinc	10	.280"	1.000"	1.630"	1.880"	.430"	.250"	.340"	.750"	1/4-20 x 3/4 BHSCS
651327	Bright Zinc	10	.280"	1.000"	1.630"	1.880"	.430"	.250"	.340"	.750"	SS 1/4-20 x 3/4 BHSCS
651428	Bright Zinc	10	.280"	1.000"	1.630"	1.880"	.430"	.250"	.340"	.790"	M6 x 25mm BHSCS
651138	Black Zinc	15	.350"	1.500"	2.500"	2.800"	.640"	.310"	.450"	.750"	5/16-18 x 3/4 BHSCS
651328	Bright Zinc	15	.350"	1.500"	2.500"	2.800"	.640"	.310"	.450"	.750"	SS 5/16-18 x 3/4 BHSCS
651429	Bright Zinc	15	.350"	1.500"	2.500"	2.800"	.640"	.310"	.450"	.980"	M8 x 25mm BHSCS

## CONNECTOR LINK



- Fastening link to connect similar series profiles together
- Requires no machining

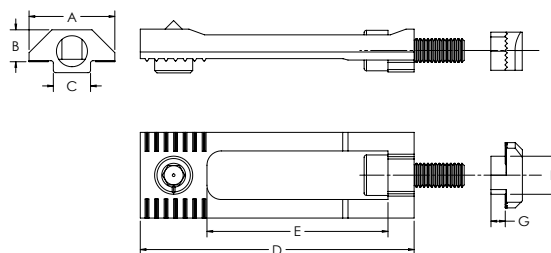


ITEM#	FINISH	SERIES	A	B	C	D	E	F
662005	Black Zinc	10	1/4-20	.430"	4.000"	.380"	1.250"	.170"
662075	Black Zinc	15	5/16-18	.620"	6.000"	.500"	2.000"	.250"

## MILLING CONNECTOR



- For fast connection of two tslot profiles, zinc plated
- Requires no machining



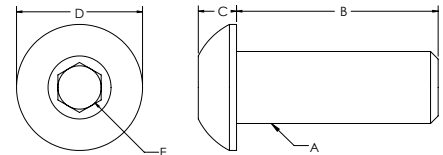
ITEM#	FINISH	SERIES	A	B	C	D	E	F
655815	Bright Zinc	15	.709"	.264"	.307"	2.264"	1.496"	.315"

# Fractional Fasteners

## BUTTON HEAD SOCKET CAP SCREWS



- Grade 8 or stronger
- Alloy steel
- ANSI B18.3 rating



ITEM#	FINISH	A	B	C	D	E
651020	Black Phosphate	6-32	3/8"	0.068"	0.256"	5/64
651006	Black Phosphate	8-32	1/2"	0.082"	0.305"	3/32
651007	Black Phosphate	8-32	7/8"	0.082"	0.305"	3/32
651008	Black Phosphate	10-32	3/8"	0.096"	0.354"	1/8
651011	Black Phosphate	10-32	1/2"	0.096"	0.354"	1/8
651012	Black Phosphate	10-32	5/8"	0.096"	0.354"	1/8
651015	Black Phosphate	10-32	3/4"	0.096"	0.354"	1/8
651302	Stainless	10-32	3/8"	0.096"	0.354"	1/8
651304	Stainless	10-32	1/2"	0.096"	0.354"	1/8
651306	Stainless	10-32	5/8"	0.096"	0.354"	1/8
651019	Black Phosphate	1/4-20	3/8"	0.127"	0.428"	5/32
651021	Black Phosphate	1/4-20	1/2"	0.127"	0.428"	5/32
651023	Black Phosphate	1/4-20	5/8"	0.127"	0.428"	5/32
651025	Black Phosphate	1/4-20	3/4"	0.127"	0.428"	5/32
651462	Black Phosphate	1/4-20	1"	0.127"	0.428"	5/32
651463	Black Phosphate	1/4-20	1-1/4"	0.127"	0.428"	5/32
651296	Stainless	1/4-20	3/8"	0.127"	0.428"	5/32
651298	Stainless	1/4-20	1/2"	0.127"	0.428"	5/32
651284	Stainless	1/4-20	5/8"	0.127"	0.428"	5/32
651300	Stainless	1/4-20	3/4"	0.127"	0.428"	5/32
651048	Black Phosphate	5/16-18	1/2"	0.159"	0.537"	3/16
651051	Black Phosphate	5/16-18	5/8"	0.159"	0.537"	3/16
651053	Black Phosphate	5/16-18	3/4"	0.159"	0.537"	3/16
651055	Black Phosphate	5/16-18	7/8"	0.159"	0.537"	3/16
651056	Black Phosphate	5/16-18	1"	0.159"	0.537"	3/16
651249	Stainless	5/16-18	1/2"	0.159"	0.537"	3/16
651251	Stainless	5/16-18	5/8"	0.159"	0.537"	3/16
651253	Stainless	5/16-18	3/4"	0.159"	0.537"	3/16
651256	Stainless	5/16-18	7/8"	0.159"	0.537"	3/16
651259	Stainless	5/16-18	1"	0.159"	0.537"	3/16

CONTINUED NEXT PAGE



## BUTTON HEAD SOCKET CAP SCREW COMBINATION PARTS

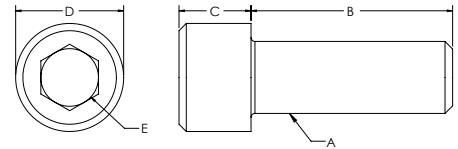
ITEM#	SERIES	BOLT ITEM	FINISH	THREAD	LENGTH	TNUT ITEM	TNUT TYPE	FINISH	WASHER ITEM
651679	10	651019	Black Phosphate	1/4-20	3/8"	651163	Economy	Black Zinc	--
651799	10	651296	Stainless Steel	1/4-20	3/8"	651435	Drop-In	Stainless Steel	--
651798	10	651296	Stainless Steel	1/4-20	3/8"	651682	Economy	Stainless Steel	--
651176	10	651021	Black Phosphate	1/4-20	1/2"	651163	Economy	Black Zinc	651080
651177	10	651021	Black Phosphate	1/4-20	1/2"	651126	Drop-In	Black Zinc	651080
651171	10	651021	Black Phosphate	1/4-20	1/2"	651163	Economy	Black Zinc	--
651172	10	651021	Black Phosphate	1/4-20	1/2"	651326	Drop-In	Bright Zinc	--
651490	10	651021	Black Phosphate	1/4-20	1/2"	651099	DBL Economy	Black Zinc	--
651795	10	651298	Stainless Steel	1/4-20	1/2"	651435	Drop-In	Stainless Steel	--
651794	10	651298	Stainless Steel	1/4-20	1/2"	651682	Economy	Stainless Steel	--
651152	10	651023	Black Phosphate	1/4-20	5/8"	--	--	--	651080
651274	10	651284	Stainless Steel	1/4-20	5/8"	651294	Economy	Stainless Steel	651279
651722	10	651023	Black Phosphate	1/4-20	5/8"	651105	Economy	Black Zinc	--
651216	10	651025	Black Phosphate	1/4-20	3/4"	651077	Hex Nut	Black Zinc	651080
651155	10	651025	Black Phosphate	1/4-20	3/4"	651163	Economy	Black Zinc	651080
651156	10	651025	Black Phosphate	1/4-20	3/4"	651326	Drop-In	Black Zinc	651080
651726	10	651025	Black Phosphate	1/4-20	3/4"	651644	Drop-In	Bright Zinc	--
651727	10	651025	Black Phosphate	1/4-20	3/4"	651105	Economy	Black Zinc	--
651191	15	651048	Black Phosphate	5/16-18	1/2"	651097	Economy	Black Zinc	--
651800	15	651048	Black Phosphate	5/16-18	1/2"	651645	Drop-In	Bright Zinc	--
651802	15	651249	Stainless Steel	5/16-18	1/2"	651245	Drop-In	Stainless Steel	--
651801	15	651249	Stainless Steel	5/16-18	1/2"	651288	Economy	Stainless Steel	--
651797	15	651251	Stainless Steel	5/16-18	5/8"	651245	Drop-In	Stainless Steel	--
651796	15	651251	Stainless Steel	5/16-18	5/8"	651288	Economy	Stainless Steel	--
651806	15	651051	Black Phosphate	5/16-18	5/8"	651645	Drop-In	Bright Zinc	--
651190	15	651051	Black Phosphate	5/16-18	5/8"	651097	Economy	Black Zinc	651081
651192	15	651051	Black Phosphate	5/16-18	5/8"	651645	Drop-In	Bright Zinc	651081
651150	15	651051	Black Phosphate	5/16-18	5/8"	651097	Economy	Black Zinc	--
651258	15	651251	Stainless Steel	5/16-18	5/8"	651288	Economy	Stainless Steel	651280
651193	15	651053	Black Phosphate	5/16-18	3/4"	651097	Economy	Black Zinc	651081
651194	15	651053	Black Phosphate	5/16-18	3/4"	651645	Drop-In	Bright Zinc	651081
651195	15	651053	Black Phosphate	5/16-18	3/4"	651078	Hex Nut	Black Zinc	651081
651151	15	651053	Black Phosphate	5/16-18	3/4"	--	--	--	651081
651265	15	651253	Stainless Steel	5/16-18	3/4"	651288	Economy	Stainless Steel	651280
651197	15	651056	Black Phosphate	5/16-18	1"	651645	Drop-In	Bright Zinc	651081
651266	15	651259	Stainless Steel	5/16-18	1"	651288	Economy	Stainless Steel	651280

# Fractional Fasteners

## SOCKET HEAD CAP SCREWS



- Grade 8 or stronger
- Alloy steel
- ANSI B18.3 rating



ITEM#	FINISH	A	B	C	D	E
651479	Black Phosphate	6-32	3/8"	.138"	.226"	7/64
658590	Black Phosphate	8-32	7/16"	0.162"	0.266"	9/64
658591	Black Phosphate	8-32	5/8"	0.162"	0.266"	9/64
658588	Black Phosphate	8-32	3/4"	0.162"	0.266"	9/64
658589	Black Phosphate	8-32	1"	0.162"	0.266"	9/64
651009	Black Phosphate	10-32	3/8"	0.188"	0.305"	5/32
651010	Black Phosphate	10-32	1/2"	0.188"	0.305"	5/32
651013	Black Phosphate	10-32	5/8"	0.188"	0.305"	5/32
651293	Stainless	10-32	3/4"	0.188"	0.305"	5/32
651301	Stainless	10-32	3/8"	0.188"	0.305"	5/32
651303	Stainless	10-32	1/2"	0.188"	0.305"	5/32
651305	Stainless	10-32	5/8"	0.188"	0.305"	5/32
651017	Black Phosphate	10-32	3/4"	0.188"	0.305"	5/32
651018	Black Phosphate	1/4 20	3/8"	0.247"	0.366"	3/16
651022	Black Phosphate	1/4 20	1/2"	0.247"	0.366"	3/16
651024	Black Phosphate	1/4 20	5/8"	0.247"	0.366"	3/16
651027	Black Phosphate	1/4 20	3/4"	0.247"	0.366"	3/16
651028	Black Phosphate	1/4 20	7/8"	0.247"	0.366"	3/16
651029	Black Phosphate	1/4 20	1"	0.247"	0.366"	3/16
651030	Black Phosphate	1/4 20	1-1/4"	0.247"	0.366"	3/16
651031	Black Phosphate	1/4 20	1-1/2"	0.247"	0.366"	3/16
651494	Black Phosphate	1/4 20	2"	0.247"	0.366"	3/16
651489	Black Phosphate	1/4 20	2-1/2"	0.247"	0.366"	3/16
651295	Stainless	1/4 20	3/8"	0.247"	0.366"	3/16
651297	Stainless	1/4 20	1/2"	0.247"	0.366"	3/16
651299	Stainless	1/4 20	3/4"	0.247"	0.366"	3/16
651286	Stainless	1/4 20	1"	0.247"	0.366"	3/16
651250	Stainless	5/16 18	1/2"	0.309"	0.463"	1/4
651252	Stainless	5/16 18	5/8"	0.309"	0.463"	1/4
651254	Stainless	5/16 18	3/4"	0.309"	0.463"	1/4
651257	Stainless	5/16 18	7/8"	0.309"	0.463"	1/4
651260	Stainless	5/16 18	1"	0.309"	0.463"	1/4
651262	Stainless	5/16 18	1-1/4"	0.309"	0.463"	1/4
651049	Black Phosphate	5/16 18	1/2"	0.309"	0.463"	1/4
651050	Black Phosphate	5/16 18	5/8"	0.309"	0.463"	1/4
651052	Black Phosphate	5/16 18	3/4"	0.309"	0.463"	1/4
651057	Black Phosphate	5/16 18	7/8"	0.309"	0.463"	1/4

CONTINUED NEXT PAGE

ITEM#	FINISH	A	B	C	D	E
651059	Black Phosphate	5/16 18	1"	0.309"	0.463"	1/4
651060	Black Phosphate	5/16 18	1-1/4"	0.309"	0.463"	1/4
651064	Black Phosphate	5/16 18	1-1/2"	0.309"	0.463"	1/4
651650	Black Phosphate	5/16 18	1-3/4"	0.309"	0.463"	1/4
651651	Black Phosphate	5/16 18	2"	0.309"	0.463"	1/4
651652	Black Phosphate	5/16 18	2-1/4"	0.309"	0.463"	1/4
651653	Black Phosphate	5/16 18	2-1/2"	0.309"	0.463"	1/4
651654	Black Phosphate	5/16 18	3"	0.309"	0.463"	1/4
651488	Black Phosphate	5/16 18	3-1/2"	0.309"	0.463"	1/4
651061	Black Phosphate	3/8 16	1"	0.372"	0.558"	5/16
651062	Black Phosphate	3/8 16	3/4"	0.372"	0.558"	5/16

#### SOCKET HEAD CAP SCREWS COMBINATION PARTS

ITEM#	SERIES	BOLT ITEM	FINISH	THREAD	LENGTH	TNUT ITEM	TNUT TYPE	FINISH	WASHER ITEM
651721	10	699885	Black Phosphate	8-32	3/8"	651095	Economy	Black Zinc	--
651732	10	658591	Black Phosphate	8-32	5/8"	651642	Drop-In	Bright Zinc	--
651723	10	683703	Black Phosphate	8-32	5/8"	651449	Hex Nut	Bright Zinc	683704
651730	10	658588	Black Phosphate	8-32	3/4"	651467	Drop-In	Bright Zinc	--
651731	10	658589	Black Phosphate	8-32	1"	651642	Drop-In	Bright Zinc	--
651781	10	651010	Black Phosphate	10-32	1/2"	651468	Drop-In	Bright Zinc	--
651782	10	651013	Black Phosphate	10-32	5/8"	651643	Drop-In	Bright Zinc	--
651206	10	651013	Black Phosphate	10-32	5/8"	651014	Hex Nut	Black Zinc	651016
651234	10	651022	Black Phosphate	1/4-20	1/2"	651163	Economy	Black Zinc	--
651235	10	651022	Black Phosphate	1/4-20	1/2"	651469	Drop-In	Bright Zinc	--
651733	10	651022	Black Phosphate	1/4-20	1/2"	651075	Standard	Black Zinc	--
651236	10	651024	Black Phosphate	1/4-20	5/8"	651163	Economy	Black Zinc	--
651240	10	651024	Black Phosphate	1/4-20	5/8"	651163	Economy	Black Zinc	651080
651241	10	651024	Black Phosphate	1/4-20	5/8"	651158	Drop-In	Black Zinc	651080
651117	10	651027	Black Phosphate	1/4-20	3/4"	651163	Economy	Black Zinc	--
651175	10	651027	Black Phosphate	1/4-20	3/4"	651158	Drop-In	Black Zinc	--
651118	10	651028	Black Phosphate	1/4-20	7/8"	651163	Economy	Black Zinc	--
651735	10	651028	Black Phosphate	1/4-20	7/8"	651105	Economy Offset	Black Zinc	--
651736	10	651029	Black Phosphate	1/4-20	1"	651105	Economy Offset	Black Zinc	--
651119	10	651029	Black Phosphate	1/4-20	1"	651163	Economy	Black Zinc	--
651120	10	651030	Black Phosphate	1/4-20	1-1/4"	651163	Economy	Black Zinc	--
651737	10	651030	Black Phosphate	1/4-20	1-1/4"	651105	Economy Offset	Black Zinc	--
651121	10	651031	Black Phosphate	1/4-20	1-1/2"	651163	Economy	Black Zinc	--
651738	10	651031	Black Phosphate	1/4-20	1-1/2"	651105	Economy Offset	Black Zinc	--
651483	10	651489	Black Phosphate	1/4-20	2-1/2"	651163	Economy	Black Zinc	--
651199	15	651049	Black Phosphate	5/16-18	1/2"	651097	Economy	Black Zinc	--
651267	15	651250	Stainless Steel	5/16-18	1/2"	651288	Economy	Stainless Steel	--
651201	15	651050	Black Phosphate	5/16-18	5/8"	651097	Economy	Black Zinc	--
651209	15	651050	Black Phosphate	5/16-18	5/8"	651097	Economy	Black Zinc	651081
651268	15	651252	Stainless Steel	5/16-18	5/8"	651288	Economy	Stainless Steel	--
651202	15	651052	Black Phosphate	5/16-18	3/4"	651097	Economy	Black Zinc	--
651213	15	651052	Black Phosphate	5/16-18	3/4"	651097	Economy	Black Zinc	651081

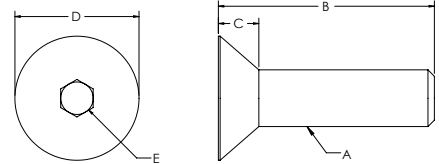
# Fractional Fasteners

651215	15	651052	Black Phosphate	5/16-18	3/4"	651645	Drop-In	Bright Zinc	651081
651205	15	651057	Black Phosphate	5/16-18	7/8"	651097	Economy	Black Zinc	--
651207	15	651057	Black Phosphate	5/16-18	7/8"	651645	Drop-In	Bright Zinc	--
651198	15	651057	Black Phosphate	5/16-18	7/8"	651078	Hex Nut	Black Zinc	651081
651217	15	651059	Black Phosphate	5/16-18	1"	651097	Economy	Black Zinc	651081
651482	15	651060	Black Phosphate	5/16-18	1-1/4"	651097	Economy	Black Zinc	--
651487	15	651064	Black Phosphate	5/16-18	1-1/2"	651097	Economy	Black Zinc	--
651485	15	651654	Black Phosphate	5/16-18	3"	651097	Economy	Black Zinc	--
651486	15	651488	Black Phosphate	5/16-18	3-1/2"	651097	Economy	Black Zinc	--

## FLATHEAD SOCKET CAP SCREWS



- Grade 8 or stronger
- Alloy steel
- ANSI B18.3 rating



ITEM#	FINISH	A	B	C	D	E
651466	Black Phosphate	6-32	1/2"	0.097"	0.285"	5/64
651188	Black Phosphate	6-32	3/8"	0.097"	0.285"	5/64
651005	Black Zinc	10-32	1/2"	0.127"	0.385"	1/8
651179	Black Phosphate	10-32	1/2"	0.127"	0.385"	1/8
651178	Black Phosphate	1/4-20	1/2"	0.161"	0.505"	5/32
651180	Black Phosphate	1/4-20	5/8"	0.161"	0.505"	5/32
651540	Black Phosphate	1/4-20	3/4"	0.161"	.505"	5/32
651181	Black Phosphate	5/16-18	5/8"	0.198"	0.628"	3/16
651182	Black Phosphate	5/16-18	3/4"	0.198"	0.628"	3/16
658017	Black Phosphate	5/16-18	1"	0.198"	0.628"	3/16
651187	Black Phosphate	3/8-16	3/4"	0.234"	0.751"	7/32

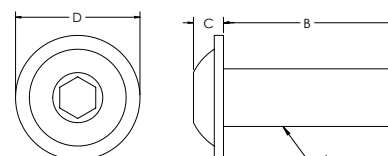
## FLATHEAD SOCKET CAP SCREW COMBINATION PARTS

ITEM#	SERIES	BOLT ITEM	FINISH	THREAD	LENGTH	TNUT ITEM	TNUT TYPE	FINISH
651185	10	651178	Black Phosphate	1/4-20	1/2"	651163	Economy	Black Zinc
651186	10	651178	Black Phosphate	1/4-20	1/2"	651158	Drop-In	Black Zinc
651545	10	651180	Black Phosphate	1/4-20	5/8"	651105	Economy	Black Zinc
651183	15	651181	Black Phosphate	5/16-18	5/8"	651097	Economy	Black Zinc
651184	15	651181	Black Phosphate	5/16-18	5/8"	651645	Drop-In	Bright Zinc

## FLANGED BUTTON HEAD SOCKET CAP SCREWS



- Grade 8 or stronger
- Alloy steel
- ANSI B18.3 rating



ITEM#	FINISH	A	B	C	D	E
651169	Black Phosphate	1/4 20	3/8"	.130"	.540"	3/16
651136	Black Phosphate	1/4 20	1/2"	.130"	.540"	3/16
651026	Black Phosphate	1/4 20	3/4"	.130"	.540"	3/16
651135	Black Phosphate	5/16 18	1/2"	.174"	.675"	1/4
651134	Black Phosphate	5/16 18	11/16"	.174"	.675"	1/4
651634*	Black Phosphate	5/16 18	11/16"	.174"	.675"	1/4

\* 651634 comes with Loctite

### FLANGED BUTTON HEAD SOCKET CAP SCREW COMBINATION PARTS

ITEM#	SERIES	BOLT ITEM	FINISH	THREAD	LENGTH	TNUT ITEM	TNUT TYPE	FINISH	WASHER ITEM
651166	10	651169	Black Phosphate	1/4-20	3/8"	651163	Economy	Black Zinc	--
651130	10	651136	Black Phosphate	1/4-20	1/2"	651163	Economy	Black Zinc	--
651224	10	651136	Black Phosphate	1/4-20	1/2"	651326	Drop-In	Bright Zinc	--
651142	10	651136	Black Phosphate	1/4-20	1/2"	651099	DBL Economy	Black Zinc	--
651144	10	651136	Black Phosphate	1/4-20	1/2"	651106	TRPL Economy	Black Zinc	--
651164	10	651026	Black Phosphate	1/4-20	3/4"	651163	Economy	Black Zinc	--
651228	10	651026	Black Phosphate	1/4-20	3/4"	651326	Drop-In	Black Zinc	--
651002	10	651026	Black Phosphate	1/4-20	3/4"	651077	Hex Nut	Black Zinc	651080
651127	15	651135	Black Phosphate	5/16-18	1/2"	651645	Drop-In	Bright Zinc	--
651128	15	651135	Black Phosphate	5/16-18	1/2"	651097	Economy	Black Zinc	--
651000	15	651135	Black Phosphate	5/16-18	1/2"	651098	DBL Economy	Black Zinc	--
651132	15	651134	Black Phosphate	5/16-18	11/16"	651645	Drop In	Bright Zinc	--
651210	15	651134	Black Phosphate	5/16-18	11/16"	651078	Hex Nut	Black Zinc	651081
651129	15	651134	Black Phosphate	5/16-18	11/16"	651097	Economy	Black Zinc	--
651141	15	651134	Black Phosphate	5/16-18	11/16"	651098	DBL Economy	Black Zinc	--
651143	15	651134	Black Phosphate	5/16-18	11/16"	651104	TRPL Economy	Black Zinc	--
651635*	15	651634	Black Phosphate	5/16-18	11/16"	651097	Economy	Black Zinc	--
651636*	15	651634	Black Phosphate	5/16-18	11/16"	651098	DBL Economy	Black Zinc	--
651637*	15	651634	Black Phosphate	5/16-18	11/16"	651104	TRPL Economy	Black Zinc	--

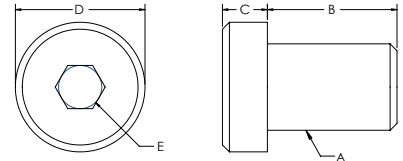
\* Comes with Loctite bolts

# Fractional Fasteners

## LOWHEAD SOCKET CAP SCREWS

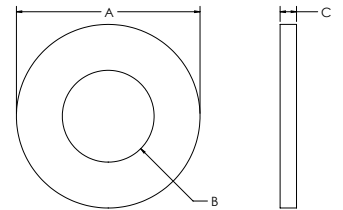


- Grade 8 or stronger
- Alloy steel
- ANSI B18.3 rating



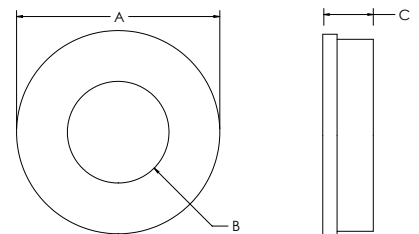
ITEM#	FINISH	A	B	C	D	E
651474	Black Phosphate	1/4-20	3/8"	.123"	0.372"	.125"
651003	Black Phosphate	1/4-20	1"	.123"	0.372"	.125"
651004	Black Phosphate	5/16-18	1-1/4"	.154"	0.434"	.156"

## WASHERS



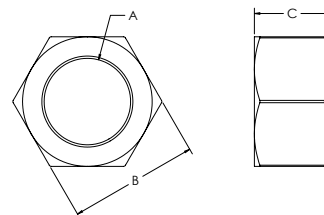
ITEM#	FINISH	TYPE	A	B	C
651016	Black Zinc	10-32	.500"	.219"	.050"
651080	Black Zinc	1/4"	.625"	.291"	.060"
651559	Black Zinc	1/4"	.625"	.291"	.125"
651081	Black Zinc	5/16"	.688"	.354"	.069"
651082	Black Zinc	3/8"	.813"	.415"	.069"
651083	Black Zinc	1/2"	1.063"	.531"	.095"
651279	Stainless	1/4"	.625"	.281"	.048"
651280	Stainless	5/16"	.745"	.344"	.048"

## WASHERS WITH RUBBER SEAL



ITEM#	FINISH	TYPE	A	B	C
683422	Stainless Steel	1/4"	.500"	.260"	.100"
683139	Stainless Steel	5/16"	.625"	.330"	.100"

## HEX NUTS



ITEM#	FINISH	A	B	C
651014	Black Zinc	10-32	.375"	.125"
651077	Black Zinc	1/4-20	.438"	.215"
651277	Stainless Steel	1/4-20	.433"	.219"
651078	Black Zinc	5/16-18	.500"	.261"
651310	Bright Zinc	5/16-18	.500"	.328"
651278	Stainless Steel	5/16-18	.494"	.265"
651079	Black Zinc	3/8	.553"	.328"

# CONTENT

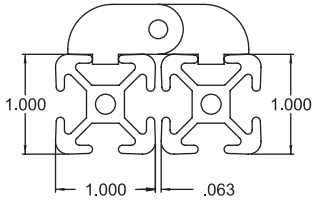
## 05 TSLOTS Hardware

Hinges . . . . .	118-126
Handles . . . . .	126-129
Door Catches . . . . .	129-134
Door Slide Track . . . . .	135
Cup Holder . . . . .	135
Tube Clamps . . . . .	136
End Caps . . . . .	137
Tool Hangers & Slot Covers . . . . .	138-139
Manifold Plates . . . . .	139-143
Binder & Sensor Blocks . . . . .	144-145
Casters . . . . .	146-150
Caster Base Plates . . . . .	151-152
Glides, Mounts And Feet . . . . .	153-155
Base Plates . . . . .	156-159
Base Plate - Floor Mounts . . . . .	160
45° Supports . . . . .	161
Pivot Joints . . . . .	162
Dynamic Hinges & Arms . . . . .	163-166
Dynamic Hinge Assemblies . . . . .	167-172
Pivot Bracket - 90° . . . . .	173
Structural Hinges & Arms . . . . .	174-178
Structural Hinges Assemblies . . . . .	179-184

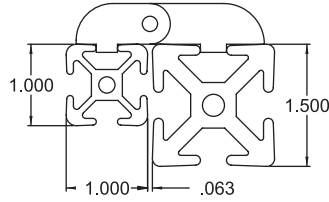


# 05 HARDWARE FRACTIONAL

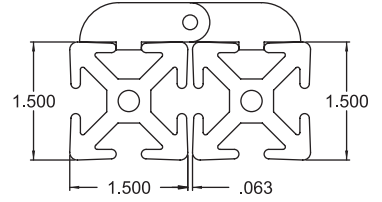
# TSLOTS Hardware



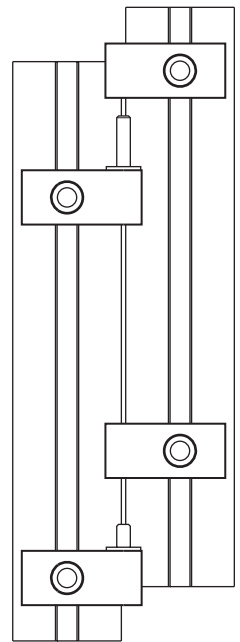
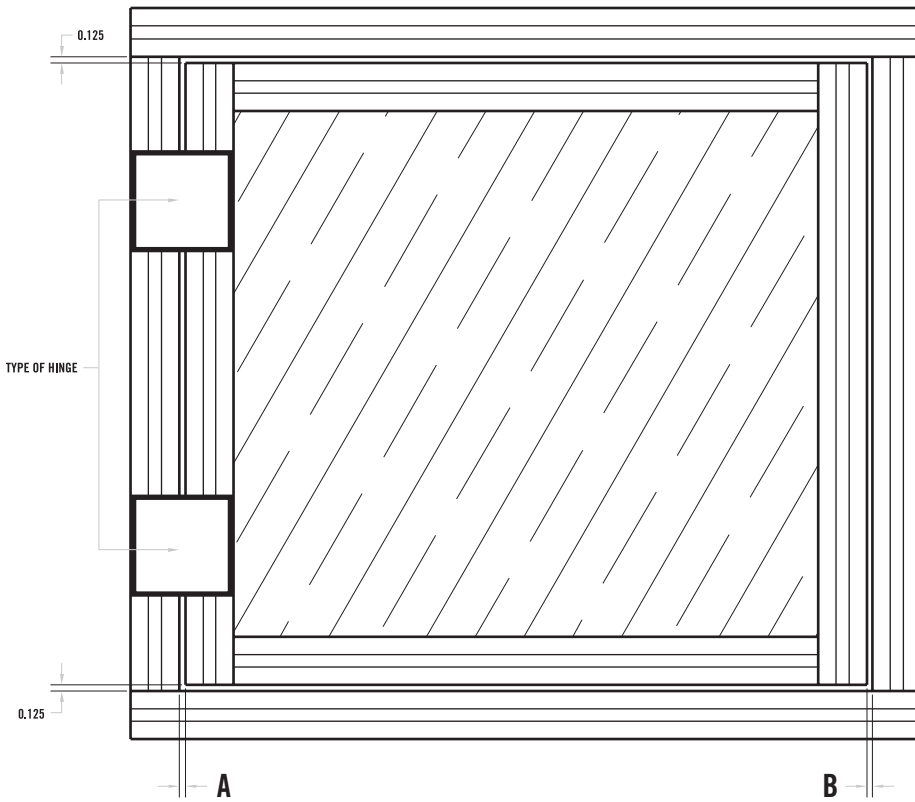
**10 Series**



**10 to 15 Series**



**15 Series**



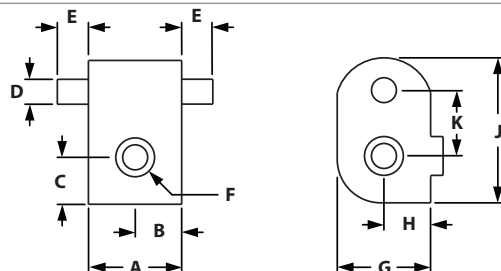
HINGE TYPE	DIMENSION A	DIMENSION B
15 S Lift Off Hinge Assembly	.063"	.187"
10 S Lift Off Hinge Assembly	.063"	.187"
10 S to 15 S Lift Off Hinge Assembly	.063"	.187"
15 S Aluminum Hinge (655082)	.125"	.125"
10 S Aluminum Hinge (655083)	.063"	.187"
10 S to 15 S Aluminum Hinge (655081)	.125"	.125"

\* Note: For all doors, make the door .25" smaller in height and width than the door frame.

## LIFT OFF HINGES



- Stronger connection
- Longer lasting dowel pin and bronze bushing
- Mounting fasteners included



### RIGHT HAND HINGES

ITEM#	SERIES	PIN	A	B	C	D	E	F	G	H	J	K
655070	10	Long	.750"	.375"	.377"	.250"	.750"	10-32	.500"	.250"	1.156"	.529"
655072	10	Short	.750"	.375"	.377"	.250"	.360"	10-32	.500"	.250"	1.156"	.529"
655089	15	Long	.750"	.375"	.625"	.250"	.750"	1/4-20	.500"	.250"	1.655"	.780"
655091	15	Short	.750"	.375"	.625"	.250"	.360"	1/4-20	.500"	.250"	1.655"	.780"

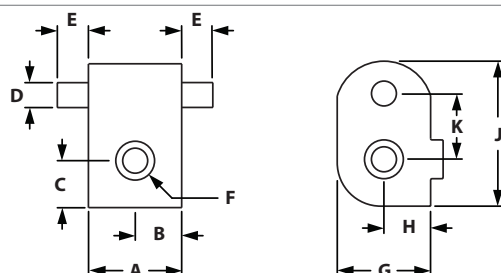
### LEFT HAND HINGES

ITEM#	SERIES	PIN	A	B	C	D	E	F	G	H	J	K
655071	10	Long	.750"	.375"	.377"	.250"	.750"	10-32	.500"	.250"	1.156"	.529"
655073	10	Short	.750"	.375"	.377"	.250"	.360"	10-32	.500"	.250"	1.156"	.529"
655090	15	Long	.750"	.375"	.625"	.250"	.750"	1/4-20	.500"	.250"	1.655"	.780"
655092	15	Short	.750"	.375"	.625"	.250"	.360"	1/4-20	.500"	.250"	1.655"	.780"

## TWO PIN HINGES



- Stronger connection
- Longer lasting dowel pin and bronze bushing
- Mounting fasteners included



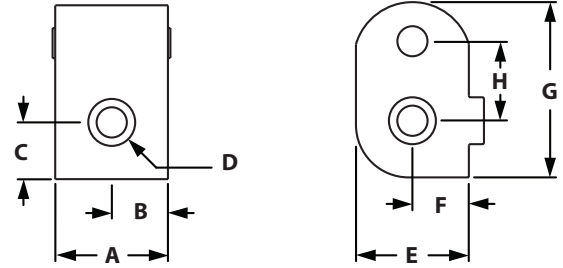
ITEM#	SERIES	A	B	C	D	E	F	G	H	J	K
655075	10	.750"	.375"	.377"	.250"	.360"	10-32	.500"	.250"	1.156"	.529"
655094	15	.750"	.375"	.625"	.250"	.360"	1/4-20	.500"	.250"	1.655"	.780"

# Lift Off Hinges

## HINGE BUSHINGS



- Bushing for lift off hinges to create assemblies
- Bronze bushing used for durability
- Mounting fasteners included



ITEM#	SERIES	A	B	C	D	E	F	G	H
655074	10	.750"	.375"	.377"	10-32	.500"	.250"	1.156"	.529"
655093	15	.750"	.375"	.625"	1/4-20	.500"	.250"	1.655"	.780"

## INCLUDED FASTENERS

SERIES	QTY	BOLT #	BOLT DESCRIPTION	TNUT #	TNUT DESCRIPTION
10	1	651010	10-32 x 1/2" SHCS	651096	Economy
15	1	651024	1/4-20 x 5/8" SHCS	651105	Economy

## LIFT OFF HINGE ASSEMBLIES



- Lift off hinge assemblies come with 2 mating bushings and 1 left and 1 right standard short or long hinge
- Mounting fasteners included

ITEM#	SERIES	STYLE	ASSEMBLY PARTS		
			BUSHING (QTY)	SHORT PIN (QTY)	LONG PIN (QTY)
655062	10	Right Hand	655074 (2)	655072 (1)	655070 (1)
655063	10	Left Hand	655074 (2)	655073 (1)	655071 (1)
655100	15	Right Hand	655093 (2)	655091 (1)	655089 (1)
655101	15	Left Hand	655093 (2)	655092 (1)	655090 (1)

## HEAVY LIFT OFF HINGE ASSEMBLIES



- Heavy lift off hinge comes with 1 mating bushing and 2 hinges.
- Hinges are on both sides of bushings so can be used as left or right hinge assemblies
- Mounting fasteners included
- Available in short pin hinges only

ITEM#	SERIES	STYLE	BUSHING (QTY)	ASSEMBLY PARTS	
				LEFT HINGE (QTY)	RIGHT HINGE (QTY)
655064	10	Left & Right	655074 (1)	655073 (1)	655072 (1)
655102	15	Left & Right	655093 (1)	655092 (1)	655091 (1)

## TRANSITION LIFT OFF HINGE ASSEMBLIES



- Transitions from 10s to 15s extrusions
- Mounting fasteners included

ITEM#	SERIES	STYLE	BUSHING (QTY)	ASSEMBLY PARTS	
				SHORT HINGE (QTY)	LONG HINGE (QTY)
655097	10 to 15	Right Hand	655074 (2)	655091 (1)	655089 (1)
655098	10 to 15	Left Hand	655074 (2)	655092 (1)	655090 (1)

## TRANSITION HEAVY LIFT OFF HINGE ASSEMBLY



- Transitions from 10s to 15s extrusions
- Hinges are on both sides of bushings so can be used as left or right hinge assemblies
- Mounting fasteners included
- Available in short pin hinges only

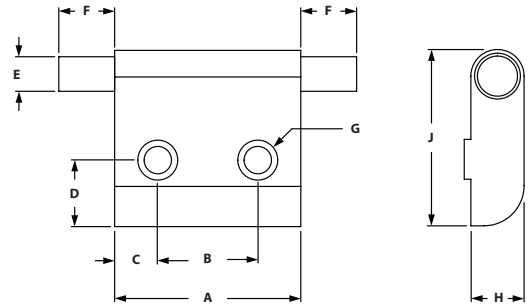
ITEM#	SERIES	STYLE	BUSHING (QTY)	ASSEMBLY PARTS	
				LEFT HINGE (QTY)	RIGHT HINGE (QTY)
655099	10 to 15	Left & Right	655074 (1)	655092 (1)	655091 (1)

# Heavy Duty Lift Off Hinges

## HEAVY DUTY LIFT OFF HINGES



- Heavy duty lift off hinges are stronger and more durable than standard lift off hinges
- Mounting fasteners included



### RIGHT HAND HINGES

ITEM#	SERIES	PIN	A	B	C	D	E	F	G	H	J
699737	15	Short	1.750"	.940"	.405"	.625"	.250"	.360"	.257"	.500"	1.657"
699738	15	Long	1.750"	.940"	.405"	.625"	.250"	.750"	.257"	.500"	1.657"

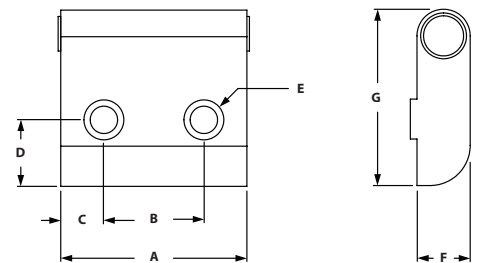
### LEFT HAND HINGES

ITEM#	SERIES	PIN	A	B	C	D	E	F	G	H	J
699735	15	Short	1.750"	.940"	.405"	.625"	.250"	.360"	.257"	.500"	1.657"
699736	15	Long	1.750"	.940"	.405"	.625"	.250"	.750"	.257"	.500"	1.657"

## HEAVY DUTY HINGE BUSHINGS



- Heavy duty bushing for lift off hinges to create assemblies
- Bronze bushing used for durability
- Mounting fasteners included



ITEM#	SERIES	A	B	C	D	E	F	G
699739	15	1.750"	.940"	.405"	.625"	.257"	.500"	1.657"

### INCLUDED FASTENERS

SERIES	QTY	BOLT #	BOLT DESCRIPTION	TNUT #	TNUT DESCRIPTION
15	2	651024	1/4-20 x 5/8" SHCS	651105	Economy

## HEAVY DUTY LIFT OFF HINGE ASSEMBLIES



- Heavy duty hinge assembly comes with 1 bushing and 1 left or right hinge
- Short and long pins are available
- Mounting fasteners included

### ASSEMBLY PARTS

ITEM#	SERIES	PIN	STYLE	BUSHING (QTY)	HINGE (QTY)
699730	15	Short	Left Hand	699739 (1)	699735 (1)
699731	15	Short	Right Hand	699739 (1)	699737 (1)
699732	15	Long	Left Hand	699739 (1)	699736 (1)
699733	15	Long	Right Hand	699739 (1)	699738 (1)

## HEAVY DUTY LIFT OFF PAIR HINGE ASSEMBLIES



- Heavy duty lift off pair assembly comes with 2 bushings and 1 short and long hinge
- Available in left and right hand
- Mounting fasteners included

### ASSEMBLY PARTS

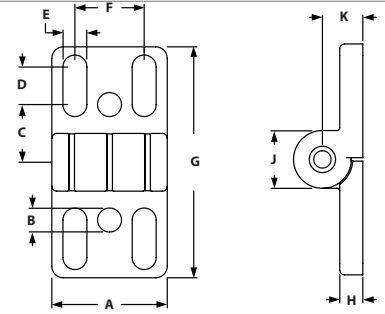
ITEM#	SERIES	STYLE	BUSHING (QTY)	SHORT HINGE (QTY)	LONG HINGE (QTY)
699726	15	Left Hand	699739 (2)	699735 (1)	699736 (1)
699727	15	Right Hand	699739 (2)	699737 (1)	699738 (1)

# Hinges

## UNIVERSAL DOOR HINGE W/ OBLONG HOLES



- Hinges panels or extrusions
- Oblong holes allow you to adjust the gap of the door or panel
- Die-cast black powder coated
- .575" gap when using 10s profiles



ITEM#	SERIES	A	B	C	D	E	F	G	H	J	K
655768	10/15	1.575"	.327"	.787"	.512"	.327"	.950"	3.150"	.315"	.787"	.552"

### RECOMMENDED FASTENERS(TO EXTRUSION SLOT)

ITEM#	SERIES	QTY	BOLT	TNUT	WASHER
651240	10	4	1/4-20 x 5/8" BHSCS	Economy	Yes
651213	15	4	5/16-18 x 3/4" SHCS	Economy	Yes

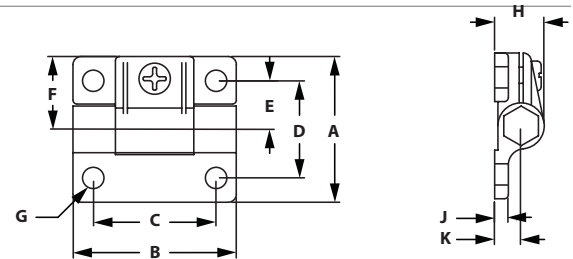
### RECOMMENDED FASTENERS (TO PANEL)

ITEM#	SERIES	QTY	BOLT	HEX NUT	WASHER
651720	15	4	5/16-18 x 7/8" BHSCS	Yes	Yes

## PLASTIC ADJUSTABLE HINGES



- Allows you to mount plastic panels and doors directly to TSLOTS
- Adjustable hinge allows you to increase or decrease pivot tension
- Adjustable Hinges are not suitable for hinging two TSLOTS extrusions together



ITEM#	SERIES	A	B	C	D	E	F	G	H	J	K
655078	10	1.440"	1.690"	1.250"	1.000"	.500"	.720"	.197"	.500"	.230"	.270"
655077	15	2.250"	2.500"	1.880"	1.500"	.750"	1.125"	.270"	.770"	.200"	.410"

### RECOMMENDED FASTENERS (MOUNT TO EXTRUSION)

ITEM#	SERIES	QTY	BOLT	TNUT
651721	10	2	8-32 x 3/8" SHCS	Economy
651722	15	2	1/4-20 x 5/8" BHSCS	Economy

### RECOMMENDED FASTENERS (TO PANEL)

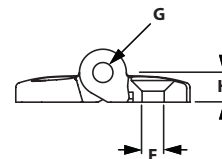
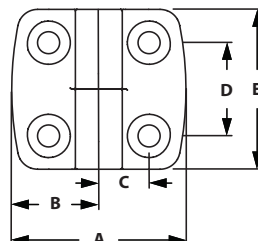
ITEM#	SERIES	QTY	BOLT	HEX NUT	WASHER
651723	10	2	8-32 x 5/8" SHCS	Yes	Yes
651216	15	2	1/4-20 x 3/4" BHSCS	Yes	Yes



## PLASTIC LIFT OFF HINGES



- Hinges panels or extrusions
- Black fiberglass reinforced nylon, stainless steel bolt



ITEM#	SERIES	LIFT OFF	A	B	C	D	E	F	G	H
655771	10	Right Hand	2.046"	1.023"	.590"	1.102"	1.890"	.260"	.551"	0.354
655770	10	Left Hand	2.046"	1.023"	.590"	1.102"	1.890"	.260"	.551"	0.354
655774	15	Right Hand	2.794"	1.397"	.787"	1.102"	1.890"	.260"	.551"	0.354
655773	15	Left Hand	2.794"	1.397"	.787"	1.102"	1.890"	.260"	.551"	0.354

### RECOMMENDED FASTENERS (TO EXTRUSION SLOT)

ITEM#	SERIES	QTY	BOLT	TNUT
651185	10	4	1/4-20 x 1/2" FHSCS	Economy
651545	15	4	1/4-20 x 5/8" FHSCS	Economy

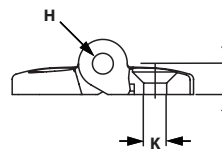
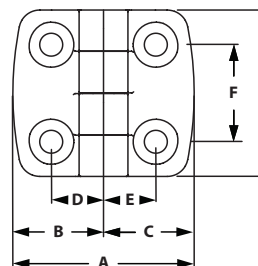
### RECOMMENDED FASTENERS (TO PANEL)

ITEM#	SERIES	QTY	BOLT	HEX NUT	WASHER
651724	10/15	4	1/4-20 x 3/4" FHSCS	Yes	Yes

## PLASTIC HINGES



- Black fiberglass reinforced nylon, stainless steel bolt
- Hinges TSLOTS Extrusions together



ITEM#	SERIES	A	B	C	D	E	F	G	H	J	K
655679	10	2.046"	1.023"	1.023"	.590"	.590"	1.102"	1.890"	.236"	.354"	.260"
655680	15	2.794"	1.397"	1.397"	.787"	.787"	1.102"	1.890"	.236"	.354"	.260"
655772	10 to 15	2.420"	1.023"	1.397"	.590"	.787"	1.102"	1.890"	.236"	.354"	.260"

### RECOMMENDED FASTENERS

ITEM#	SERIES	QTY	BOLT	TNUT
651185	10	4	1/4-20 x 1/2" FHSCS	Economy
651545	15	4	1/4-20 x 5/8" FHSCS	Economy

\*Transition bracket hardware use 10s and 15s above, use 2 of each

### RECOMMENDED FASTENERS (TO PANEL)

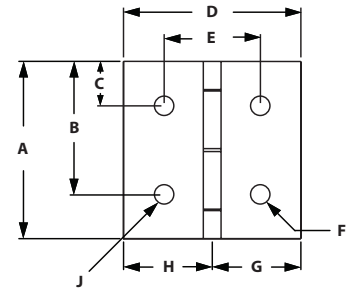
ITEM#	SERIES	QTY	BOLT	HEX NUT	WASHER
651724	10/15	4	1/4-20 x 3/4" FHSCS	Yes	Yes

# TSLOTS Hardware

## ALUMINUM HINGES



- Hinges Tslots extrusions together
- Low profile mounts to Tslots
- Clear anodize finish matches Tslots finish



ITEM#	SERIES	A	B	C	D	E	F	G	H	J	CAPACITY
655083	10	2.000"	1.500"	.500"	2.000"	1.062"	.257"	1.000"	1.000"	.257"	40lbs
655082	15	3.000"	2.250"	.750"	3.000"	1.625"	.328"	1.500"	1.500"	.328"	75lbs
655081	10 to 15	3.000"	2.250"	.750"	2.500"	1.375"	.257"	1.000"	1.500"	.328"	75lbs

### RECOMMENDED FASTENERS

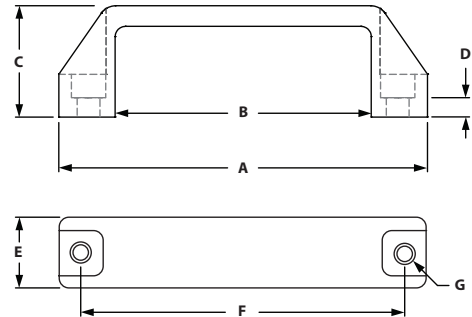
ITEM#	SERIES	QTY	BOLT	TNUT
651166	10	4	1/4-20 x 3/8" FBHSCS	Economy
651128	15	4	5/16-18 x 1/2" FBHSCS	Economy

\*Transition hinge hardware use 10s and 15s above, use 2 of each

## PLASTIC DOOR HANDLES



- Mounts directly to Tslots or machined panel
- Made of black nylon



ITEM#	SIZE	SERIES	A	B	C	D	E	F	G
655060	Small	10	4.300"	2.900"	1.400"	.240"	.820"	3.600"	.256"
655059	Medium	15	5.370"	3.730"	1.620"	.240"	1.030"	4.500"	.335"
655058	Large	15	7.810"	5.930"	2.000"	.310"	1.180"	6.970"	.335"

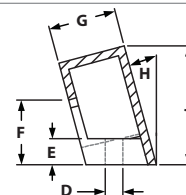
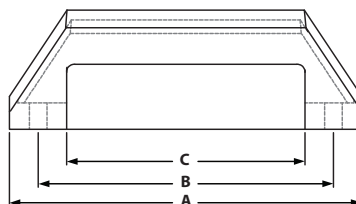
### RECOMMENDED FASTENERS

ITEM#	SIZE	SERIES	QTY	BOLT	TNUT
651234	Small	10	2	1/4-20 x 1/2" SHCS	Economy
651201	Medium	15	2	5/16-18 x 5/8" SHCS	Economy
651202	Large	15	2	5/16-18 X 3/4" SHCS	Economy

## OFFSET DOOR HANDLE



- Mounts directly in Tslots or machined panel
- Matte glass filled nylon plastic, orange cover strip
- Fasteners included



ITEM#	SERIES	A	B	C	D	E	F	G	H	J
655076	10/15	5.120"	4.290"	3.460"	.260"	.380"	.940"	.980"	15°	1.730"

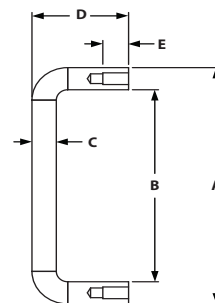
### INCLUDED FASTENERS

ITEM#	QTY	DESCRIPTION
651023	2	1/4-20 x 5/8" BHSCS
651025	2	1/4-20 x 3/4" BHSCS
651163	2	1/4-20 Econ Tnut

## STEEL DOOR HANDLES



- Mounts directly to panel
- Machining required



ITEM#	SERIES	A	B	C	D	E	F	G
655068	10/15	3.310"	2.690"	.310"	1.230"	.313"	8-32 TAP	3.000"

### INCLUDED FASTENERS (MOUNT TO 1/4" PANEL)

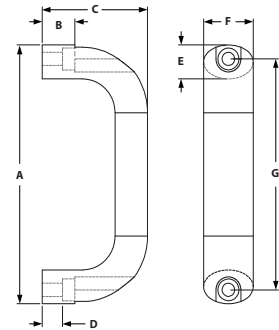
ITEM#	QTY	DESCRIPTION
651006	2	8-32 x 1/2" BHSCS

# TSLOTS Hardware

## ALUMINUM DOOR HANDLES



- Mounts directly in extrusion slot or machined panel
- Used for 15 series only
- Corrosion resistant



ITEM#	SERIES	A	B	C	D	E	F	G
655562	15	5.120"	.670"	2.170"	.425"	.670"	1.020"	4.570"

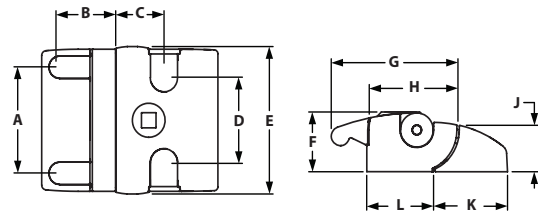
### RECOMMENDED FASTENERS

ITEM#	SERIES	QTY	BOLT	TNUT
651117	15	2	1/4-20 x 3/4" SHCS	Economy

## SLAM LATCH



- Die-cast black powder coat
- Ideal for cabinets and guarding



ITEM#	TYPE	SERIES	A	B	C	D	E	F	G	H	J	K	L
671072	Universal Key	15	2.205"	1.161"	1.063"	1.772"	3.071"	1.260"	2.717"	1.949"	1.000"	1.555"	1.437"
671073	Unique Key	15	2.205"	1.161"	1.063"	1.772"	3.071"	1.260"	2.717"	1.949"	1.000"	1.555"	1.437"
671074	No Key	15	2.205"	1.161"	1.063"	1.772"	3.071"	1.260"	2.717"	1.949"	1.000"	1.555"	1.437"

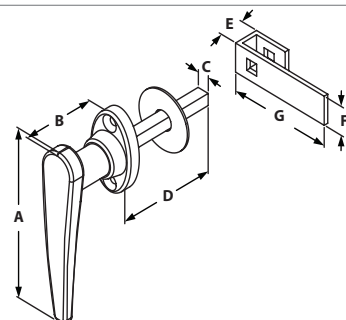
### RECOMMENDED FASTENERS

ITEM#	SERIES	QTY	BOLT	TNUT
651725	15	4	1/4-20 x 5/8" BHCS	Economy

## DELUXE DOOR HANDLE



- Corrosion resistant chrome finish
- Ideal for cabinets and guarding
- Door Latch Milling Machining Service required – item number 660086, page 469

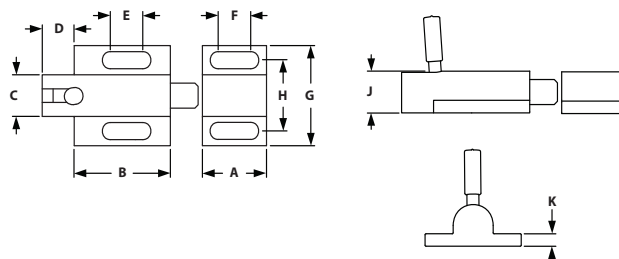


ITEM#	TYPE	SERIES	A	B	C	D	E	F	G
655053	Non-Locking	15	4.375"	2.000"	.312"	2.593"	.750"	.750"	2.750"
655061	Locking	15	4.375"	2.000"	.312"	2.593"	.750"	.750"	2.750"

## 0° DEADBOLT W/ TOP LATCH



- Positive, spring loaded deadbolt
- Ideal for enclosure doors
- Stainless steel bolt and spring



ITEM#	SERIES	A	B	C	D	E	F	G	H	J	K
655051	10/15	1.000"	1.500"	.625"	.500"	.507"	.500"	1.500"	1.062"	.625"	.187"

### INCLUDED FASTENERS

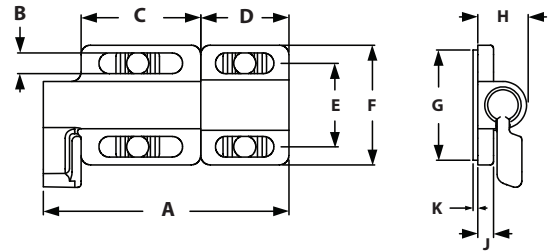
ITEM#	SERIES	QTY	DESCRIPTION
651022	10/15	4	1/4-20 x 1/2" SHCS
651163	10/15	4	1/4-20 Economy T-nut

# TSLOTS Hardware

## 90° DEADBOLT LATCH



- Positive, spring loaded deadbolt
- Ideal for enclosure doors
- Stainless Steel bolt and spring



ITEM#	SERIES	A	B	C	D	E	F	G	H	J	K
655103	10/15	3.071"	.260"	1.496"	1.102"	1.043"	1.496"	1.378"	.630"	.197"	.059"

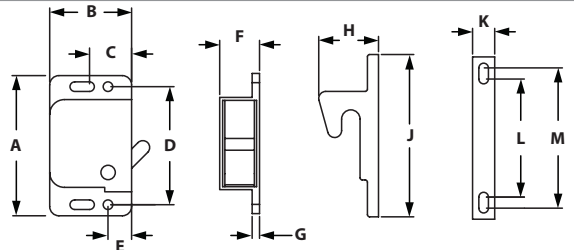
### INCLUDED FASTENERS

ITEM#	QTY	DESCRIPTION
651022	4	1/4-20 SHCS
651163	4	1/4-20 Econ Tnut

## GRABBER™ DOOR CATCH



- Mounts inside your enclosure
- Push to close, pull to open
- Spring loaded over center action
- 3 pull-up forces to choose from
- Corrosion resistant black ABS



ITEM#	PULL FORCE	SERIES	A	B	C	D	E	F	G	H	J	K	L	M
655067	3 lb	10/15	1.900"	1.110"	.570"	1.600"	.320"	.540"	.100"	.810"	2.200"	.300"	1.600"	1.900"
655085	5 lb	10/15	1.900"	1.110"	.570"	1.600"	.320"	.540"	.100"	.810"	2.200"	.300"	1.600"	1.900"
655118	10 lb	10/15	1.900"	1.110"	.570"	1.600"	.320"	.540"	.100"	.810"	2.200"	.300"	1.600"	1.900"

### INCLUDED FASTENERS

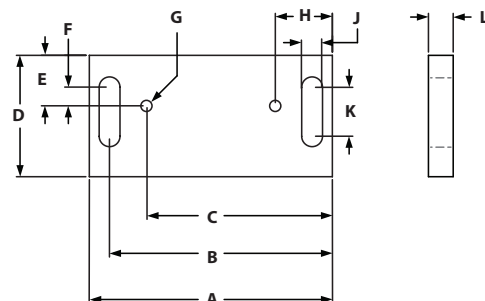
ITEM#	QTY	DESCRIPTION
651020	4	6-32 x 3/8" BHSCS

\*Grabber™ Door Catch is a registered trademark of Southco, Inc.

## GRABBER™ DOOR CATCH MOUNTING PLATES



◦ Mounts Grabber™ Door Catch to TSLOTS



ITEM#	SERIES	A	B	C	D	E	F	G	H	J	K
655117	10/15	3.000"	2.750"	2.295"	1.500"	.625"	.395"	6-32 Tap	.705"	.257"	.605"

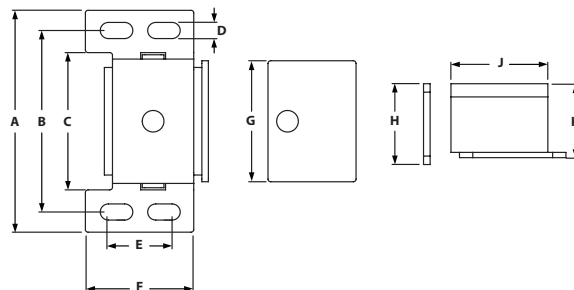
### RECOMMENDED FASTENERS

ITEM#	SERIES	QTY	BOLT	TNUT	WASHER
651224	10	2	1/4-20 x 1/2" BHSCS	Drop-In	No
651130	10	2	1/4-20 x 1/2" BHSCS	Economy	No
651726	15	2	1/4-20 x 3/4" BHSCS	Drop-In	Yes
651727	15	2	1/4-20 x 3/4" BHSCS	Economy	Yes

## MAGNETIC DOOR CATCH



- Ideal for latching panels in place
- Fasteners included
- To mount to extrusion, use Magnetic Door Catch Bracket above for 0° or 90° connection.



ITEM#	SERIES	A	B	C	D	E	F	G	H	J	K
655087	10/15	2.090"	1.570"	1.220"	.160"	.600"	1.000"	1.130"	.770"	.910"	.700"

### INCLUDED FASTENERS

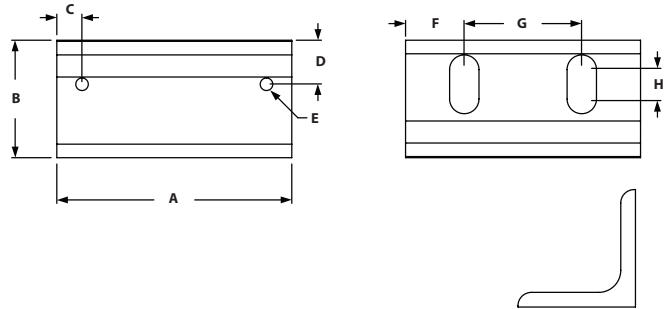
ITEM#	QTY	DESCRIPTION
651466	1	6-32 X 1/2 FHSCS
651020	2	6-32 X 3/8 BHSCS
651465	3	6-32 Black Zinc Tnut

# TLOTS Hardware

## MAGNETIC DOOR CATCH BRACKET



◦ Use with Magnetic Door Catch



ITEM#	SERIES	A	B	C	D	E-TAP	F	G	H
655471	10/15	2.000"	1.000"	.220"	.380"	6-32	.500"	1.000"	.250"

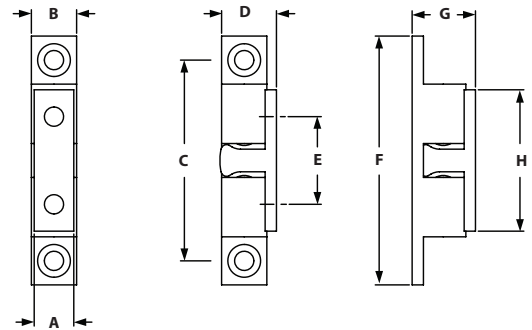
### INCLUDED FASTENERS

ITEM#	QTY	DESCRIPTION
651021	2	1/4-20 x 1/2" BHSCS
651080	2	1/4" Washer
651163	2	1/4-20 Econ Tnut

## DOUBLE BALL CATCH



◦ Brass - chrome plated  
 ◦ Quick catch for doors, adjustable clamping force  
 ◦ Can clamp in 2 positions (sideways/front)



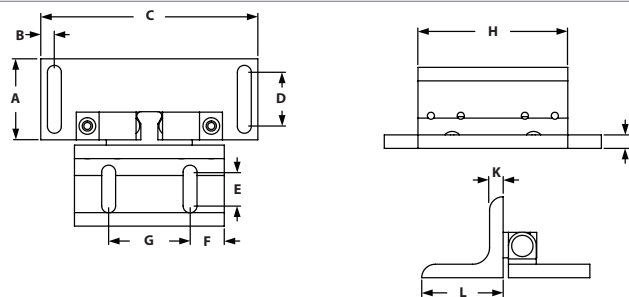
ITEM#	SERIES	A	B	C	D	E	F	G	H
657169	10/15	.472"	.512"	2.283"	.598"	1.181"	2.693"	.713"	1.583"



## DOUBLE BALL CATCH ASSEMBLY



- Assembly comes with Ball catch bracket, plate, and Double Ball Catch, fasteners included
- Tension adjustable with two spring-loaded screws
- Strong and durable



ITEM#	SERIES	A	B	C	D	E	F	G	H	J	K	L
699769	10/15	1.500"	.250"	4.000"	1.000"	.625"	.630"	1.500"	2.760"	.250"	.250"	1.500"

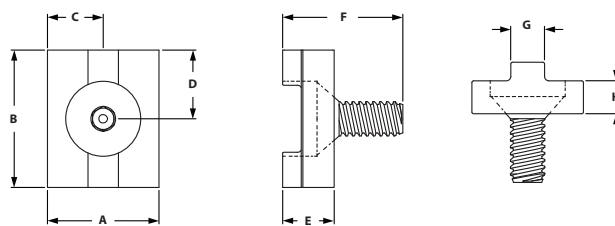
### INCLUDED FASTENERS

ITEM#	QTY	DESCRIPTION
657169	1	Double Ball Catch
699766	1	Ball Catch Bracket
699768	1	Ball Catch Plate
651024	4	1/4-20 x 5/8" SHCS
651105	4	1/4-20 Econ Tnut
651680	4	M4 x .8 FHSCS

## DOOR GLIDES



- Bolts to profile and rotates and the door moves
- Used for profiles to glide along the profile
- Made from UHMW polyethelene



ITEM#	SERIES	A	B	C	D	E	F	G	H
655065	10	.812"	1.000"	.406"	.500"	.375"	.875"	.246"	.240"
655066	15	1.240"	1.500"	.620"	.750"	.375"	.875"	.308"	.240"

### INCLUDED FASTENERS

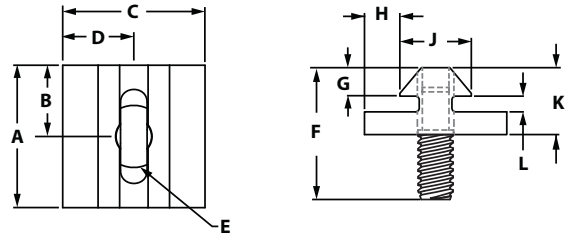
ITEM#	SERIES	QTY	DESCRIPTION
651180	10	1	1/4-20 x 5/8" FHSCS
651182	15	1	5/16-18 x 3/4" FHSCS

# TLOTS Hardware

## TOP MOUNT BI-FOLD DOOR HANGER



- Allows you to make a sliding or bifold door without using a bottom sliding rail.
- Fastens to extrusion end
- Rotates freely as door pivots
- Made from UHMW polyethelene

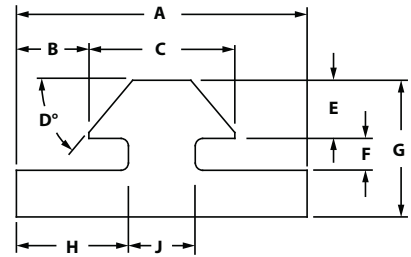


ITEM#	SERIES	THREAD	A	B	C	D	E	F	G	H	J	K	L
655057	10	1/4-20	1.000"	.500"	1.000"	.500"	1/4-20	.920"	.200"	.250"	.500"	.470"	.110"
655050	15	5/16-18	1.500"	.750"	1.500"	.750"	5/16-18	1.710"	.265"	.365"	.770"	.700"	.195"

## TOP MOUNT BI-FOLD DOOR HANGER PROFILE



- Allows you to make your own door hangers
- Made from UHMW polyethelene

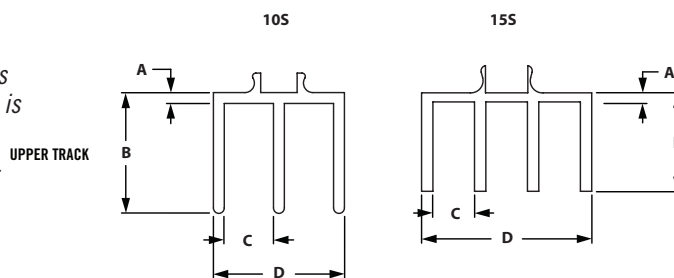


ITEM#	SERIES	LENGTH	A	B	C	D	E	F	G	H	J
657054	10	145"	1.000"	.250"	.500"	50°	.200"	.110"	.470"	.385"	.230"
657087	15	145"	1.500"	.365"	.770"	45°	.265"	.195"	.700"	.600"	.300"

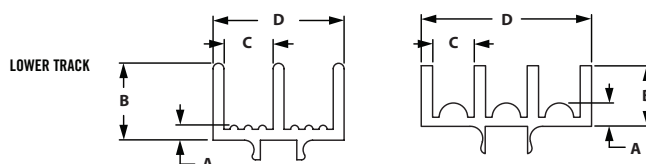
## DOOR SLIDE TRACK



- Snaps into T-Slot
- Deeper slot in upper track allows panel to be inserted after frame is assembled
- Radius bearing surface in lower track allows for easier sliding



For panel height subtract  
.500" from overall height

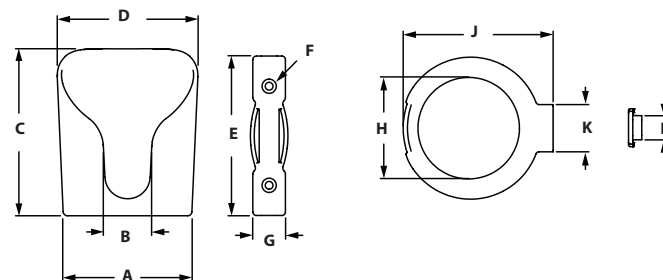


ITEM#	SERIES	TRACK	FINISH	LENGTH	A	B	C	D
655189	10	Upper	Clear	145"	.620"	.688"	.281"	.750"
655188	15	Upper	Clear	145"	.060"	.650"	.275"	1.125"
654188	15	Upper	Black	145"	.060"	.650"	.275"	1.125"
655191	10	Lower	Clear	145"	.085"	.438"	.281"	.750"
655190	15	Lower	Clear	145"	.154"	.400"	.275"	1.125"
654190	15	Lower	Black	145"	.154"	.400"	.275"	1.125"

## CUP HOLDER



- Black Nylon



ITEM#	SERIES	VERSION	A	B	C	D	E	F	G	H	J	K	L
671078	15	Open Bottom	3.583"	1.339"	4.646"	3.909"	4.409"	.216"	.906"	2.795"	4.173"	1.299"	.276"
671079	15	Closed Bottom	3.583"	1.339"	4.646"	3.909"	4.409"	.216"	.906"	N/A	4.173"	1.299"	.276"

## RECOMMENDED FASTENERS

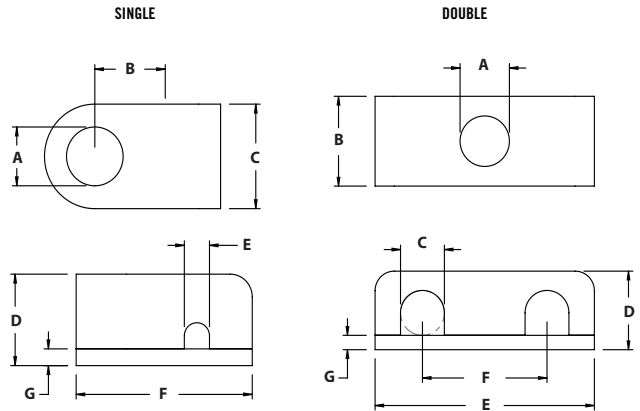
ITEM #'s	QTY	VERSION	DESCRIPTION
651728	2	Open Bottom	M5 x 16mm FHSCS & M5 Hammer Nut
651729	2	Closed Bottom	M5 x 20mm FHSCS & M5 Hammer Nut

# TSLOTS Hardware

## TUBE CLAMPS



- Organizes tubes and wires throughout your TSLOTS design
- Attaches easily to T-Slot
- Mounts 1/8" through 1" O.D. tubing and wires
- Oil, chemical and acid resistant
- Stackable design



### SINGLE

ITEM#	SERIES	WIRE SIZE	A	B	C	D	E	F	G
655331	10/15	1/8"	.281"	.375"	.500"	.438"	.125"	.875"	.063"
655332	10/15	1/4"	.281"	.375"	.500"	.438"	.250"	.875"	.063"
655333	10/15	3/8"	.281"	.438"	.625"	.563"	.375"	1.063"	.063"
655334	10/15	1/2"	.281"	.563"	.813"	.875"	.500"	1.375"	.063"
655335	10/15	3/4"	.281"	.750"	.813"	1.188"	.750"	1.688"	.063"
655336	10/15	1"	.281"	.750"	.813"	1.188"	1.000"	1.688"	.063"

### DOUBLE

ITEM#	SERIES	WIRE SIZE	A	B	C	D	E	F	G
655337	10/15	1/8"	.281"	.500"	.125"	.438"	1.250"	.688"	.063"
655338	10/15	1/4"	.281"	.500"	.250"	.438"	1.250"	.688"	.063"
655339	10/15	3/8"	.281"	.625"	.375"	.563"	1.563"	.875"	.063"
655340	10/15	1/2"	.281"	.813"	.500"	.875"	2.125"	1.188"	.063"
655341	10/15	3/4"	.281"	.813"	.750"	1.188"	2.813"	1.500"	.063"
655342	10/15	1"	.281"	.813"	1.000"	1.188"	2.813"	1.500"	.063"

### 10S RECOMMENDED FASTENERS

ITEM#	WIRE/TUBE SIZE	QTY	BOLT	TNUT
651117	1/8"	1	1/4-20 x 3/4" SHCS	Economy
651117	1/4"	1	1/4-20 x 3/4" SHCS	Economy
651118	3/8"	1	1/4-20 x 7/8" SHCS	Economy
651120	1/2"	1	1/4-20 x 1-1/4" SHCS	Economy
651121	3/4"	1	1/4-20 x 1-1/2" SHCS	Economy
651121	1"	1	1/4-20 x 1-1/2" SHCS	Economy

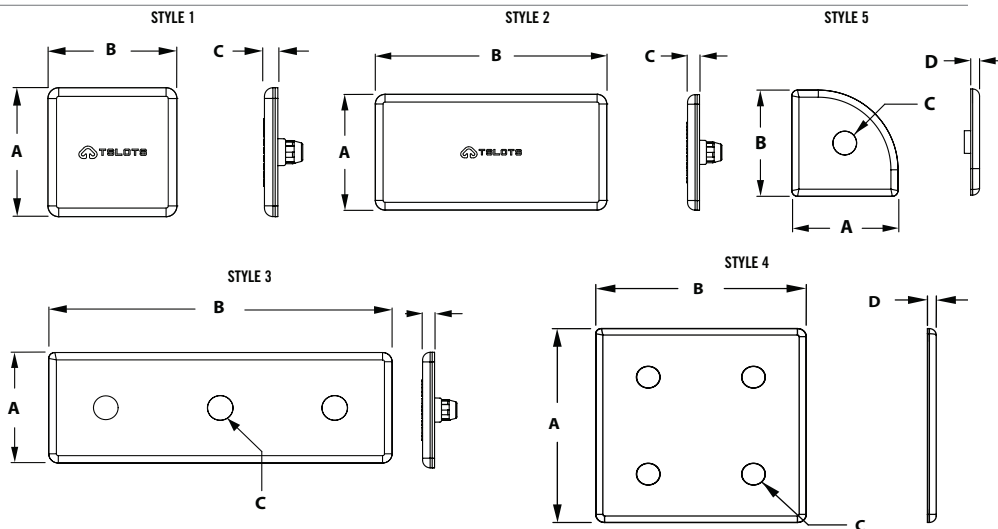
### 15S RECOMMENDED FASTENERS

ITEM#	WIRE/TUBE SIZE	QTY	BOLT	TNUT
651735	1/8"	1	1/4-20 x 7/8" SHCS	Economy
651735	1/4"	1	1/4-20 x 7/8" SHCS	Economy
651736	3/8"	1	1/4-20 x 1" SHCS	Economy
651737	1/2"	1	1/4-20 x 1-1/4" SHCS	Economy
651738	3/4"	1	1/4-20 x 1-1/2" SHCS	Economy
651738	1"	1	1/4-20 x 1-1/2" SHCS	Economy

## END CAPS



- Allows you to cap off extrusion ends
- Can be mounted with 1/4-20 or 5/16-18 fasteners (tapped extrusion)



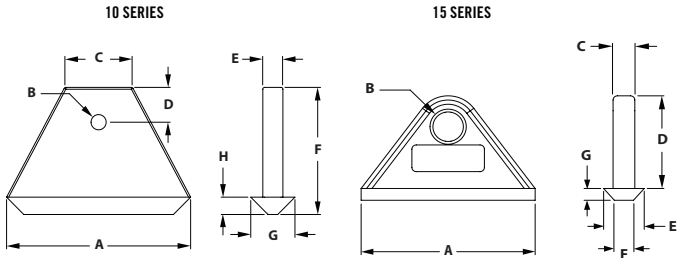
ITEM#	SERIES	COLOR	MATERIAL	STYLE	A	B	C	D
655000	10	Black	Nylon PA	1	1.000"	1.000"	.125"	
655025	15	Black	Nylon PA	1	1.500"	1.500"	.155"	
655850	15	Blue	Nylon PA	1	1.500"	1.500"	.155"	
655010	10	Black	Nylon PA	2	1.000"	2.000"	.125"	
655035	15	Black	Nylon PA	2	1.500"	3.000"	.155"	
655851	15	Blue	Nylon PA	2	1.500"	3.000"	.155"	
655015	10	Black	Nylon PA	3	1.000"	3.000"	.280"	.130"
655040	15	Black	Nylon PA	3	1.500"	4.500"	.340"	.130"
655020	10	Black	Nylon PA	4	2.000"	2.000"	.280"	.130"
655045	15	Black	Nylon PA	4	3.000"	3.000"	.340"	.130"
655005	10	Black	Nylon PA	5	1.000"	1.000"	.280"	.130"
655030	15	Black	Nylon PA	5	1.500"	1.500"	.340"	.130"

### INCLUDED PUSH-IN FASTENERS

ITEM#	SERIES	HOLE DIAMETER
651084	10	.197"
651090	15	.250"

# TSLOTS Hardware

## TOOL HANGERS



- Ideal for hanging air tools, cable reels, heavy door panels or transporting cables
- Slides into the extrusion end and moves easily in the slot
- 100 lb. Capacity
- Snap Hook Tool “doesn’t” fit 10s hanger

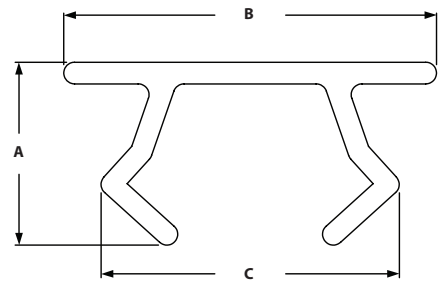
ITEM#	SERIES	A	B	C	D	E	F	G	H
655095	10	2.000"	.164"	.713"	.375"	.218"	1.370"	.480"	.187"
655096	15	2.362"	.413"	.295"	1.299"	.551"	.260"	.165"	N/A

ITEM#	SLOT
671018	Snap Hook Tool

## ECONOMY TSLOT COVER



- Keeps dust and debris out of the T-slot
- Covers wires and tubes in T-slot
- Variety of colors available



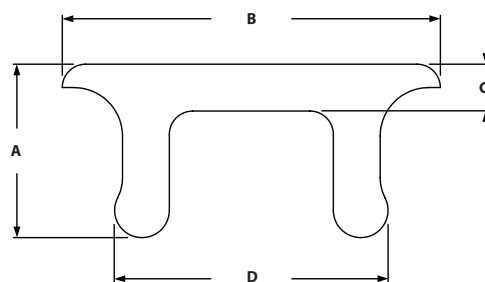
ITEM#	SERIES	LENGTH	COLOR	A	B	C
655520	10	72"	Yellow	.211"	.430"	.313"
655521	10	72"	Black	.211"	.430"	.313"
655522	10	72"	Gray	.211"	.430"	.313"
655523	15	72"	Yellow	.282"	.505"	.416"
655524	15	72"	Black	.282"	.505"	.416"
655525	15	72"	Gray	.282"	.505"	.416"
655526	15	72"	Red	.282"	.505"	.416"
655527	15	72"	Blue	.282"	.505"	.416"
655528	15	72"	Orange	.282"	.505"	.416"

# Pressure Manifold Plates

## DELUXE T SLOT COVER



- Keeps dust and debris out of the T-slot
- Covers wires and tubes in T-slot
- Thicker and more durable than Economy Tslot Cover

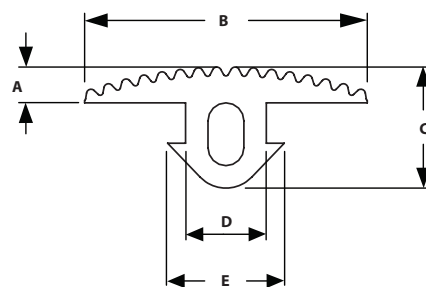


ITEM#	SERIES	LENGTH	COLOR	A	B	C	D
655105	15	96"	Black	.275"	.484"	.080"	.354"
655106	15	96"	Gray	.275"	.484"	.080"	.354"

## T SLOT COVER PROFILE



- Can be used as an anti-slip stair tread
- Sold by the meter
- Specify desired length- 50 meters max length

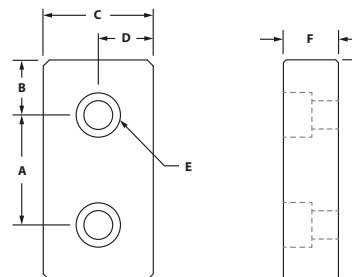


ITEM#	SERIES	A	B	C	D	E
655762	15	.157"	1.224"	.516"	.335"	.472"

## 2 HOLE BLANK PRESSURE MANIFOLDS



- Compatible with most fluids and gases
- Allows you to pressurize your machine
- 150 p.s.i. maximum pressure



ITEM#	SERIES	A	B	C	D	E-BOLT SIZE	F	G
655257	10	1.000"	.500"	1.000"	.500"	1/4 SHCS	.500"	2.000"
655256	15	1.500"	.750"	1.500"	.750"	5/16 SHCS	.750"	3.000"

### INCLUDED FASTENERS

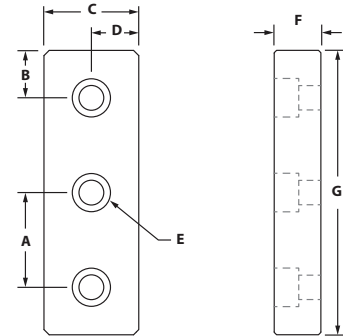
BOLT ITEM	SERIES	BOLT	QTY	GASKET	QTY
651028	10	1/4-20 x 7/8" SHCS	2	655142	1
651059	15	5/16-18 x 1" SHCS	2	655143	1

# TSLOTS Hardware

## 3 HOLE BLANK PRESSURE MANIFOLDS



- Compatible with most fluids and gases
- Allows you to pressurize your machine
- 150 p.s.i. maximum pressure



ITEM#	SERIES	A	B	C	D	E-BOLT SIZE	F	G
655303	10	1.000"	.500"	1.000"	.500"	1/4 SHCS	.500"	3.000"
655150	15	1.500"	.750"	1.500"	.750"	5/16 SHCS	.750"	4.500"

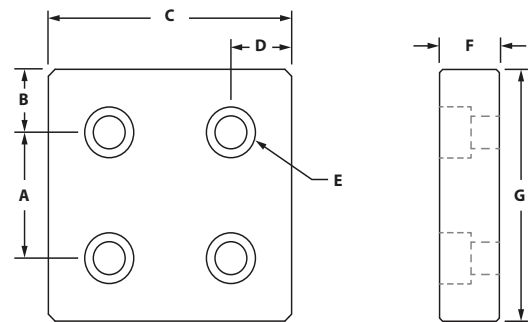
### INCLUDED FASTENERS

BOLT ITEM	SERIES	BOLT	QTY	GASKET	QTY
651028	10	1/4-20 x 7/8" SHCS	3	655161	1
651059	15	5/16-18 x 1" SHCS	3	655125	1

## 4 HOLE BLANK PRESSURE MANIFOLDS



- Compatible with most fluids and gases
- Allows you to pressurize your machine
- 150 p.s.i. maximum pressure



ITEM#	SERIES	A	B	C	D	E-BOLT SIZE	F	G
655258	10	1.000"	.500"	2.000"	.500"	1/4 SHCS	.500"	2.000"
655259	15	1.500"	.750"	3.000"	.750"	5/16 SHCS	.750"	3.000"

### INCLUDED FASTENERS

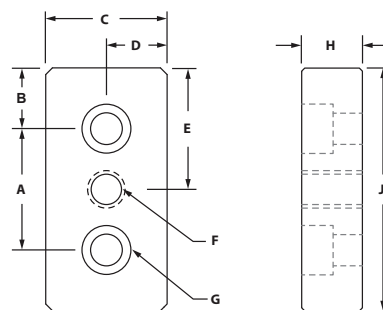
BOLT ITEM	SERIES	BOLT	QTY	GASKET	QTY
651028	10	1/4-20 x 7/8" SHCS	4	655144	1
651059	15	5/16-18 x 1" SHCS	4	655145	1



### 3 HOLE END MOUNT PRESSURE MANIFOLDS



- Compatible with most fluids and gases
- Allows you to pressurize your machine
- 150 p.s.i. maximum pressure



ITEM#	SERIES	A	B	C	D	E	F-THREAD	G-BOLT SIZE	H	J
655141	10	1.000"	.500"	1.000"	.500"	1.000"	1/4" NPT	1/4 SHCS	.500"	2.000"
655140	15	1.500"	.750"	1.500"	.750"	1.500"	3/8" NPT	5/16 SHCS	.750"	3.000"

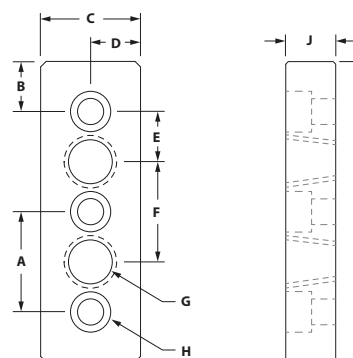
#### INCLUDED FASTENERS

BOLT ITEM	SERIES	BOLT	QTY	GASKET	QTY
651028	10	1/4-20 x 7/8" SHCS	2	655142	1
651059	15	5/16-18 x 1" SHCS	2	655143	1

### 5 HOLE END MOUNT PRESSURE MANIFOLDS



- Compatible with most fluids and gases
- Allows you to pressurize your machine
- 150 p.s.i. maximum pressure



ITEM#	SERIES	A	B	C	D	E	F	G-THREAD	H-BOLT SIZE	J	K
655304	10	1.000"	.500"	1.000"	.500"	.500"	1.000"	1/4" NPT	1/4 SHCS	.500"	3.000"
655151	15	1.500"	.750"	1.500"	.750"	.750"	1.500"	3/8" NPT	5/16 SHCS	.750"	4.500"

#### INCLUDED FASTENERS

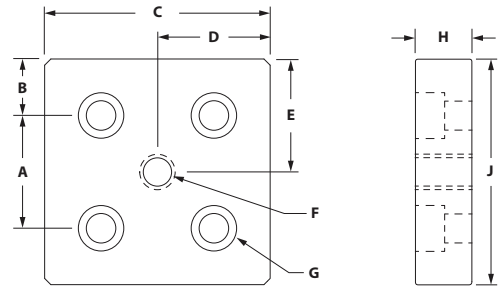
BOLT ITEM	SERIES	BOLT	QTY	GASKET	QTY
651028	10	1/4-20 x 7/8" SHCS	3	655161	1
651059	15	5/16-18 x 1" SHCS	3	655125	1

# TSLOTS Hardware

## 5 HOLE SQUARE END MOUNT PRESSURE MANIFOLDS



- Compatible with most fluids and gases
- Allows you to pressurize your machine
- 150 p.s.i. maximum pressure



ITEM#	SERIES	A	B	C	D	E	F-THREAD	G-BOLT SIZE	H	J
655148	10	1.000"	.500"	2.000"	1.000"	1.000"	3/8" NPT	1/4 SHCS	.500"	2.000"
655149	15	1.500"	.750"	3.000"	1.500"	1.500"	1/2" NPT	5/16 SHCS	.750"	3.000"

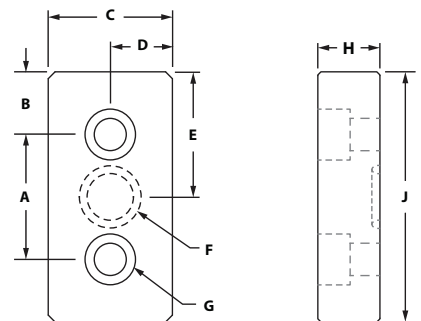
### INCLUDED FASTENERS

BOLT ITEM	SERIES	BOLT	QTY	GASKET	QTY
651028	10	1/4-20 x 7/8" SHCS	4	655144	1
651059	15	5/16-18 x 1" SHCS	4	655145	1

## BLANK SIDE MOUNT PRESSURE MANIFOLD



- Compatible with most fluids and gases
- Allows you to pressurize your machine
- 150 p.s.i. maximum pressure



ITEM#	SERIES	A	B	C	D	E	F-"O"RING	G-BOLT SIZE	H	J
655308	10	1.000"	.500"	1.000"	.500"	1.000"	1/2" OD	1/4 SHCS	.500"	2.000"
655307	15	1.500"	.750"	1.500"	.750"	1.500"	1" OD	5/16 SHCS	.750"	3.000"

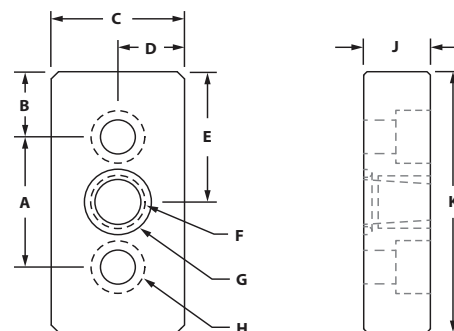
### INCLUDED FASTENERS

BOLT ITEM	SERIES	QTY	BOLT	TNUT	TYPE	QTY	"O"RING	QTY
651022	10	2	1/4-20 x 1/2" SHCS	651163	Economy	2	655147	1
651057	15	2	5/16-18 x 7/8" SHCS	651097	Economy	2	655146	1

### 3 HOLE SIDE MOUNT PRESSURE MANIFOLD



- Compatible with most fluids and gases
- Allows you to pressurize your machine
- 150 p.s.i. maximum pressure



ITEM#	SERIES	A	B	C	D	E	F-THREAD	G-"O"RING	H-BOLT SIZE	J	K
655300	10	1.000"	.500"	1.000"	.500"	1.000"	1/8" NPT	1/2" OD	1/4 SHCS	.500"	2.000"
655301	15	1.500"	.750"	1.500"	.750"	1.500"	1/4" NPT	1" OD	5/16 SHCS	.750"	3.000"
655302	15	1.500"	.750"	1.500"	.750"	1.500"	3/8" NPT	1" OD	5/16 SHCS	.750"	3.000"

#### INCLUDED FASTENERS

BOLT ITEM	SERIES	QTY	BOLT	TNUT	TYPE	QTY	"O"RING	QTY
651022	10	2	1/4-20 x 1/2" SHCS	651163	Economy	2	655147	1
651057	15	2	5/16-18 x 7/8" SHCS	651097	Economy	2	655146	1

### REPLACEMENT GASKETS AND O-RINGS

#### GASKETS

ITEM#	SIZE	MATERIAL
655142	1" x 2"	CR-20*
655144	2" x 2"	CR-20*
655143	1.5" x 3"	CR-20*
655125	1.5" x 4.5"	CR-20*
655145	3" x 3"	CR-20*

#### O-Rings

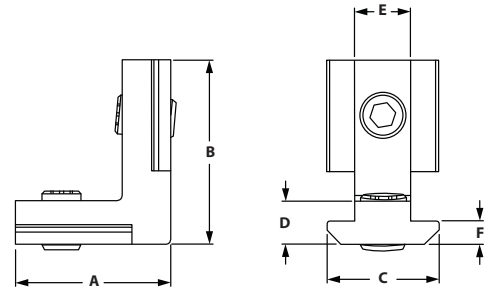
ITEM#	SIZE	MATERIAL
655147	1" x 2"	Rubber
655146	1.5" x 3"	Rubber

# TLOTS Hardware

## INNER CONNECTORS



- Connects two extrusions at a 90° angle
- No machining required

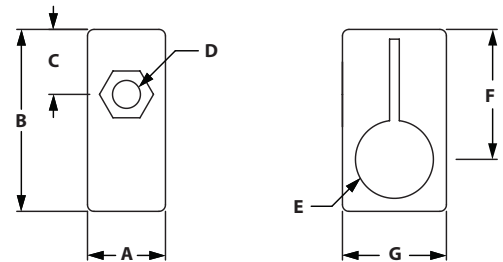


ITEM#	SERIES	A	B	C	D	E	F
671653	10	.827"	.827"	.445"	.177"	.236"	.118"
671654	15	.827"	1.181"	.622"	.307"	.315"	.150"

## SENSOR MOUNTING BLOCK



- Attach sensors to extrusion profiles, fully adjustable
- Black, fiberglass reinforced nylon



ITEM#	SERIES	A	B	C	D	E	F	G
655764	10/15	.472"	1.102"	.394"	.169"	.256"	.787"	.630"

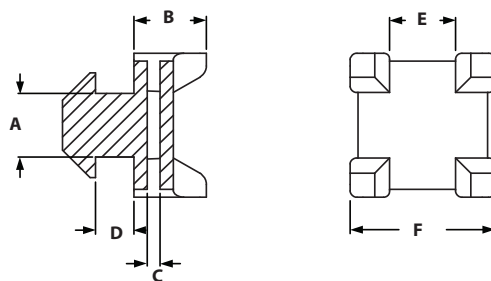
## RECOMMENDED FASTENERS

ITEM #'s	SERIES	QTY	DESCRIPTION
651730	10	1	8-32 x 3/4" SHCS & 8-32 Drop-in Tnut
651731	15	1	8-32 x 1" SHCS & 8-32 Drop-in Tnut

### CROSS CABLE BINDING BLOCK



- To secure cables to extrusion in two directions
- Can be mounted into the slot by a quarter turn
- Fiberglass reinforced nylon



ITEM#  
671042

SERIES  
15

A  
.315"

B  
.433"

C  
.079"

D  
.157"

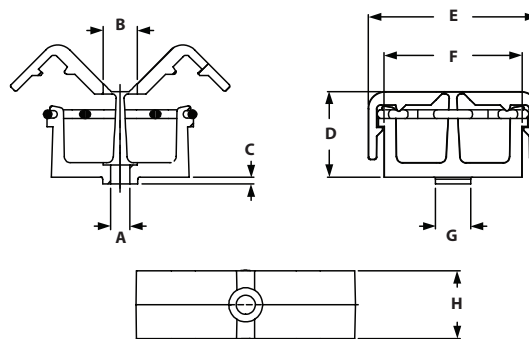
E  
.393"

F  
.866"

### CLIP CABLE BINDER



- Max cable diameter 0.5"
- Fix cables to without need of cable ties
- Can be opened and closed



ITEM#  
671089

SERIES  
15

A  
.177"

B  
.315"

C  
.181"

D  
.787"

E  
1.575"

F  
1.283"

G  
.315"

H  
.630"

### RECOMMENDED FASTENERS

ITEM #'s  
651732

SERIES  
15

QTY  
1

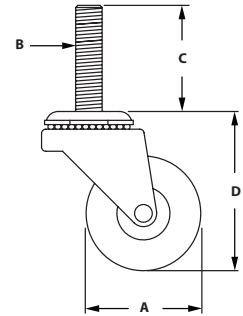
DESCRIPTION  
8-32 x 5/8" SHCS & 8-32 Drop-In Tnut

# Casters

## THREADED STEM SWIVEL CASTERS



- Mounts directly to 15S extrusion end or 10S & 15S base plates
- 70-150 lb. Capacity
- See page 156-159 for base plates

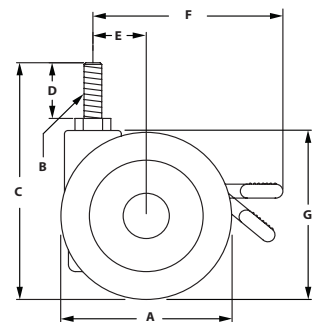


ITEM#	SERIES	CAPACITY	A	B	C	D-LOAD HEIGHT	WHEEL COLOR	BRAKE
655231	10/15	70 lbs	1.620"	3/8-16	1.500"	2.250"	Black	No
655232	10/15	75 lbs	2.000"	3/8-16	1.500"	2.600"	Black	Yes
655233	10/15	95 lbs	3.000"	3/8-16	1.500"	3.600"	Black	Yes
655234	10/15	110 lbs	4.000"	7/16-14	1.500"	4.750"	Black	Yes
655235	10/15	125 lbs	5.000"	7/16-14	1.500"	5.800"	Black	Yes
655236	10/15	150 lbs	5.000"	7/16-14	1.500"	5.800"	Black	Yes

## FURNITURE STYLE CASTERS



- Brake kits are optional on Furniture Style Casters
- Mounts directly to 15S extrusion end or 10S & 15S base plates
- 165 lb. to 265 lb. Capacity
- See page 156-159 for base plates

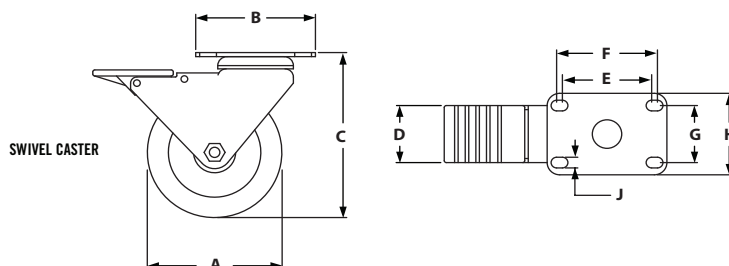
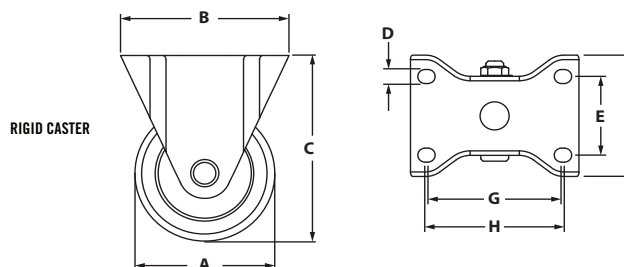


ITEM#	SERIES	CAPACITY	A	B	C	D	E	F	G-LOAD HEIGHT	WHEEL COLOR	BRAKE
655225	10/15	165 lbs	2.850"	3/8-16	4.400"	1.000"	.944"	3.660"	3.150"	Black	No
655226	10/15	165 lbs	2.850"	3/8-16	4.400"	1.000"	.944"	3.660"	3.150"	Black	Yes
655227	10/15	225 lbs	3.930"	3/8-16	5.820"	1.000"	1.370"	4.880"	4.330"	Black	No
655228	10/15	225 lbs	3.930"	3/8-16	5.820"	1.000"	1.370"	4.880"	4.330"	Black	Yes
655229	10/15	265 lbs	4.920"	1/2-13	6.730"	1.000"	1.370"	5.750"	5.240"	Black	No
655230	10/15	265 lbs	4.920"	1/2-13	6.730"	1.000"	1.370"	5.750"	5.240"	Black	Yes

## FLANGE MOUNT CASTERS



- 165 lb. to 265 lb. Capacity
- See page 151 for Flange Mount Base Plates



### RIGID CASTERS

ITEM#	SERIES	CAPACITY	A	B	C-LOAD HEIGHT	D	E	F	G	H	WHEEL COLOR
655239	10/15	210 lbs	3.000"	3.625"	3.813"	.328"	1.750"	2.375"	2.875"	3.000"	Black
655241	10/15	255 lbs	4.000"	3.625"	5.125"	.328"	1.750"	2.375"	2.875"	3.000"	Grey
655243	10/15	280 lbs	5.000"	3.625"	6.250"	.328"	1.750"	2.375"	2.875"	3.000"	Grey

### SWIVEL CASTERS

ITEM#	SERIES	CAPACITY	A	B	C-LOAD HEIGHT	D	E	F	G	H	J	WHEEL COLOR	BRAKE
655245	10/15	210 lbs	3.000"	3.630"	4.125"	1.750"	2.813"	3.063"	1.75	2.500"	.340"	Black	Yes
655247	10/15	255 lbs	4.000"	3.630"	5.062"	1.750"	2.813"	3.063"	1.75	2.500"	.340"	Grey	Yes
655249	10/15	280 lbs	5.000"	3.630"	6.062"	1.750"	2.813"	3.063"	1.75	2.500"	.340"	Grey	Yes

### RECOMMENDED FASTENERS (MOUNT TO BASE PLATE)

ITEM#	QTY	BOLT
651050	4	5/16-18 x 5/8" SHCS

# Casters

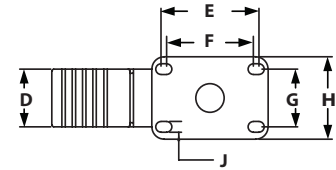
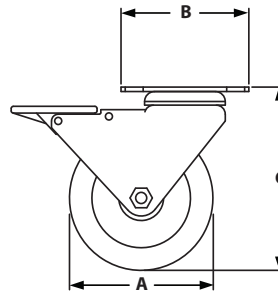
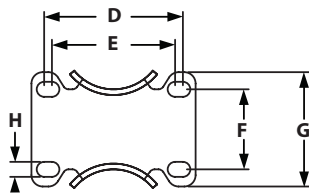
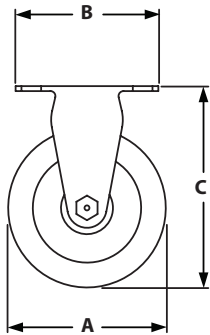
## DELUXE FLANGE MOUNT CASTERS



- Total Lock brakes on all swivel casters – Press to lock – Press to unlock
- Double ball hardened raceways
- Zerk fittings in wheel bearing
- See page 151 for Flange Mount Base Plates

RIGID CASTER

SWIVEL CASTER



### RIGID CASTERS

ITEM#	SERIES	CAPACITY	A	B	C-LOAD HEIGHT	D	E	F	G	H	J	WHEEL COLOR
655252	10/15	250 lbs	4.000"	3.630"	5.125"	1.750"	3.063"	2.813"	1.750"	2.500"	.340"	Dark Red
655253	10/15	250 lbs	5.000"	3.630"	6.187"	1.750"	3.063"	2.813"	1.750"	2.500"	.340"	Dark Red

### SWIVEL CASTERS


ITEM#	SERIES	CAPACITY	A	B	C-LOAD HEIGHT	D	E	F	G	H	WHEEL COLOR	BRAKE
655250	10/15	250 lbs	4.000"	3.630"	5.125"	3.063"	2.813"	1.750"	2.500"	.340"	Dark Red	Yes
655251	10/15	250 lbs	5.000"	3.630"	6.187"	3.063"	2.813"	1.750"	2.500"	.340"	Dark Red	Yes

### RECOMMENDED FASTENERS (MOUNT TO BASE PLATE)

ITEM#	QTY	BOLT
651050	4	5/16-18 x 5/8" SHCS



## HEAVY DUTY FLANGE MOUNT CASTERS



RIGID CASTER

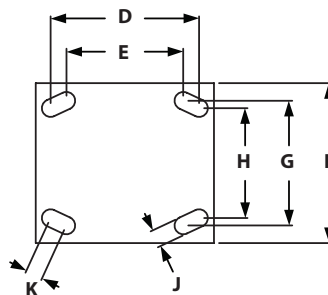
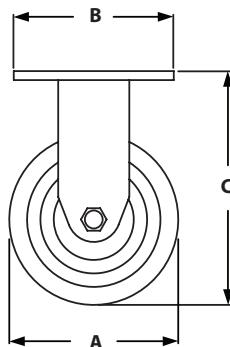


SWIVEL CASTER



SWIVEL CASTER W/BRAKE

- Comes in 5" and 6" diameters
- 425 lb. to 900 lb. capacity
- See page 152 for Heavy Duty Flange Mount Base Plates



### RIGID CASTERS

ITEM#	SERIES	CAPACITY	A	B	C-LOAD HEIGHT	D	E	F	G	H	J	K	WHEEL COLOR	BRAKE
655459	15	425 lbs	5.000"	4.500"	6.500"	3.620"	3.000"	4.000"	3.000"	2.620"	.420"	.562"	Gray	No
655461	15	475 lbs	6.000"	4.500"	7.500"	3.620"	3.000"	4.000"	3.000"	2.620"	.420"	.562"	Black	No
655463	15	750 lbs	5.000"	4.500"	6.500"	3.620"	3.000"	4.000"	3.000"	2.620"	.420"	.562"	Dark Red	No
655465	15	900 lbs	6.000"	4.500"	7.500"	3.620"	3.000"	4.000"	3.000"	2.620"	.420"	.562"	Dark Red	No

### SWIVEL CASTERS

ITEM#	SERIES	CAPACITY	A	B	C-LOAD HEIGHT	D	E	F	G	H	J	K	WHEEL COLOR	BRAKE
655458	15	425 lbs	5.000"	4.500"	6.500"	3.620"	3.000"	4.000"	3.000"	2.620"	.420"	.562"	Gray	No
655460	15	475 lbs	6.000"	4.500"	7.500"	3.620"	3.000"	4.000"	3.000"	2.620"	.420"	.562"	Black	No
655462	15	750 lbs	5.000"	4.500"	6.500"	3.620"	3.000"	4.000"	3.000"	2.620"	.420"	.562"	Dark Red	No
655744	15	700 lbs	6.000"	4.500"	7.500"	3.625"	3.000"	4.000"	3.000"	2.625"	.420"	.562"	Black	Yes
655464	15	900 lbs	6.000"	4.500"	7.500"	3.620"	3.000"	4.000"	3.000"	2.620"	.420"	.562"	Dark Red	No

### RECOMMENDED FASTENERS (MOUNT TO BASE PLATE)

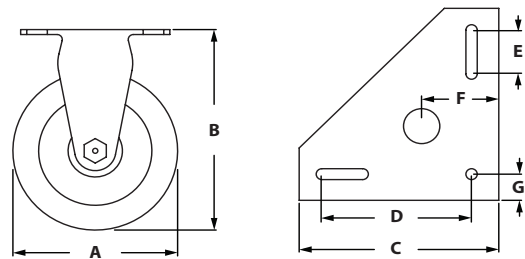
ITEM#	QTY	BOLT
651062	4	3/8-16 x 3/4" SHCS

# Casters

## TRIANGULAR TOP PLATE CASTERS



- Triangular Top Plate mounts directly to extrusion
- Triangular Top Plate Caster features both swivel and wheel lock



ITEM#	SERIES	CAPACITY	A	B-LOAD HEIGHT	C	D	E	F	G	WHEEL COLOR	BRAKE
655254	10/15	250 lbs	4.000"	5.750"	5.500"	4.125"	1.250"	2.125"	.750"	Green	Yes
681916	10/15	250 lbs	4.000"	5.750"	5.500"	4.125"	1.250"	2.125"	.750"	Gray	Yes
681917	10/15	275 lbs	5.000"	5.750"	5.500"	4.125"	1.250"	2.125"	.750"	Gray	Yes

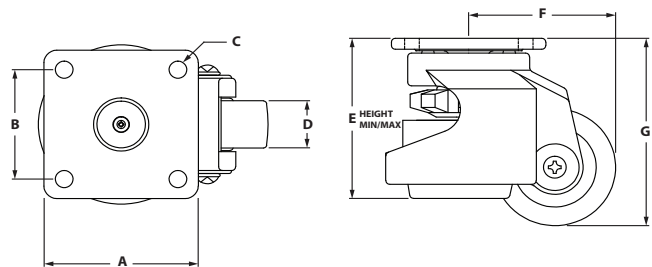
### RECOMMENDED FASTENERS

ITEM#	SERIES	QTY	BOLT	TNUT	WASHER
651238	10	3	1/4-20 x 1/2" SHCS	Economy	Yes
651209	15	3	5/16-18 x 5/8" SHCS	Economy	Yes

## LEVELING CASTERS



- Leveling and mobility features
- Available in 3 sizes
- See page 152 for base plate options



ITEM#	SERIES	CAPACITY	A	B	C	D	E	F	G	WHEEL COLOR
659433	15	550 lbs	2.874"	2.283"	.276"	.945"	2.705"/3.650"	2.362"	3.229"	Black
680466	15	1300 lbs	3.543"	2.756"	.315"	1.142"	3.429"/4.607"	3.051"	4.016"	Black
655714	15	2200 lbs	3.740"	2.756"	.433"	1.193"	4.035"/5.196"	3.563"	4.724"	Black

### RECOMMENDED FASTENERS (MOUNT TO BASE PLATE)

ITEM#	QTY	BOLT	BASE PLATE # FOR	CASTER #
651027	4	1/4-20 x 3/4" SHCS	659432	659433
651052	4	5/16-18 x 3/4" SHCS	680465	680466
651062	4	3/8-16 x 3/4" SHCS	655715	655714

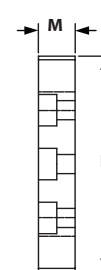
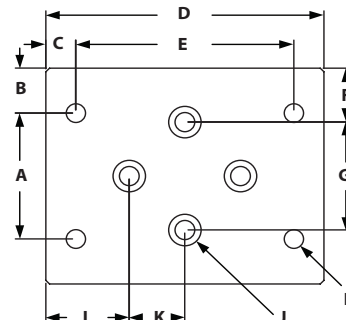
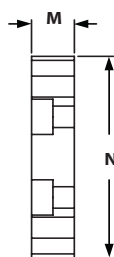
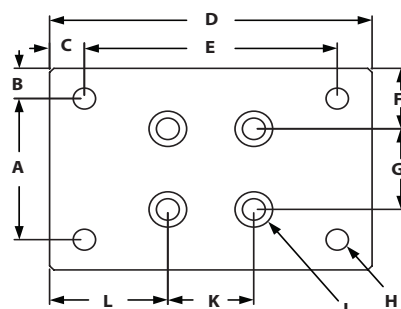
## FLANGE MOUNT CASTER BASE PLATE



- Mounts Flange Mount Caster and Deluxe Flange Mount Caster to extrusion
- Mount Base Plate to either extrusion end or slot

STYLE 1

STYLE 2



### STYLE 1

ITEM#	FINISH	SERIES	A	B	C	D	E	F	G	H-TAP	J	K	L	M	N
655279	Clear	10	1.750"	.375"	.405"	3.750"	2.940"	.750"	1.000"	5/16-18	1/4-20	1.000"	1.375"	.500"	2.500"
655281	Clear	15	1.750"	.625"	.405"	3.750"	2.940"	.750"	1.500"	5/16-18	1/4-20	1.500"	1.375"	.750"	3.000"
654281	Black	15	1.750"	.625"	.405"	3.750"	2.940"	.750"	1.500"	5/16-18	1/4-20	1.500"	1.375"	.750"	3.000"

### STYLE 2

ITEM#	FINISH	SERIES	A	B	C	D	E	F	G	H-TAP	J	K	L	M	N
655280	Clear	10	1.750"	.375"	.405"	3.750"	2.940"	.750"	1.000"	5/16-18	1/4-20	1.000"	1.175"	.500"	2.500"
655287	Clear	15	1.750"	.625"	.405"	3.750"	2.940"	.750"	1.500"	5/16-18	1/4-20	1.500"	1.175"	.750"	3.000"

### RECOMMENDED FASTENERS (EXTRUSION SLOT)

ITEM#	SERIES	QTY	BOLT	TNUT
651234	10	4	1/4-20 x 1/2" SHCS	Economy
651205	15	4	5/16-18 x 7/8" SHCS	Economy

### RECOMMENDED FASTENERS (EXTRUSION END)

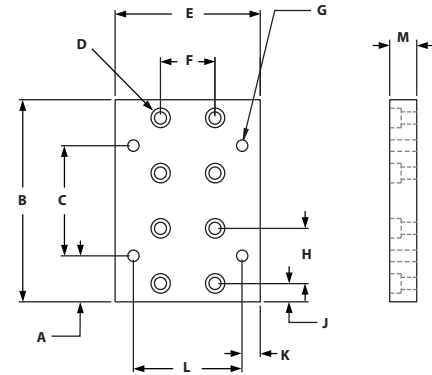
ITEM#	SERIES	QTY	BOLT
651027	10	4	1/4-20 x 1/2" SHCS
651059	15	4	5/16-18 x 1" SHCS

# Caster Base Plates

## HEAVY DUTY FLANGE MOUNT CASTER PLATE



- Mount heavy duty casters to your TSLOTS frame
- Can mount on side or end of extrusion
- Can also be used as a joining plate



ITEM#	SERIES	A	B	C	D	E	F	G-TAP	H	J	K	L	M
655137	15	1.250"	5.500"	3.000"	5/16-18	4.000"	1.500"	3/8-16	1.500"	.500"	.500"	3.000"	.750"

### RECOMMENDED FASTENERS (EXTRUSION SLOT)

ITEM#	SERIES	QTY	BOLT	TNUT
651205	15	8	5/16-18 x 7/8" SHCS	Economy

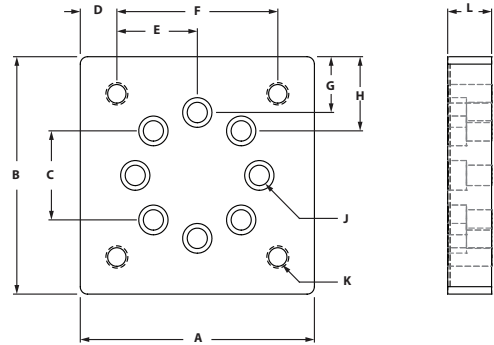
### RECOMMENDED FASTENERS (EXTRUSION END)

ITEM#	QTY	BOLT
651059	8	5/16-18 x 1" SHCS

## LEVELING CASTER BASE PLATES



- Mount leveling casters to your TSLOTS frame
- Mount Base Plate to either extrusion end or slot
- See page 150 for casters



ITEM#	SERIES	A	B	C	D	E	F	G	H	J	K-THREAD	L
659432	15	3.000"	3.000"	1.500"	.358"	1.142"	2.280"	.440"	.750"	5/16-18 SHCS	1/4-20	.750"
680465	15	3.500"	3.500"	1.500"	.375"	1.375"	2.750"	.689"	1.000"	5/16-18 SHCS	5/16-18	.750"
655715	15	4.000"	4.000"	1.500"	.625"	1.375"	2.750"	.940"	1.250"	5/16-18 SHCS	3/8-16	.750"

### RECOMMENDED FASTENERS (EXTRUSION SLOT)

ITEM#	SERIES	QTY	BOLT	TNUT
651205	15	4	5/16-18 x 7/8" SHCS	Economy

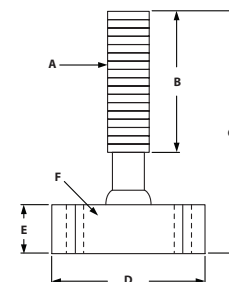
### RECOMMENDED FASTENERS (EXTRUSION END)

ITEM#	QTY	BOLT
651060	4	5/16-18 x 1 1/4" SHCS

## LARGE BASE GLIDES



- 3/8-16 can mount directly into 15 S extrusion end
- Ideal for heavy duty frames
- Large Base diameter - Nylon
- See pages 156-159 for base plates

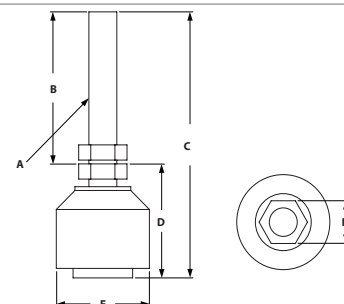


ITEM#	SERIES	A	B	C	D	E	F	LOAD CAPACITY
655167	10/15	3/8-16	3.000"	4.430"	1.970"	.700"	.256"	4000 lbs
655168	10/15	1/2-13	3.000"	4.430"	1.970"	.700"	.256"	4000 lbs
655165	10/15	3/8-16	3.000"	4.430"	3.150"	.700"	.354"	5000 lbs
655166	10/15	1/2-13	3.000"	4.430"	3.150"	.700"	.354"	5000 lbs

## ECONOMY ANTI-VIBRATION MOUNT



- Reduces vibration transmission
- Level high precision or computerized machinery
- Gold irridite finish
- Black rubber vibration pad
- See pages 156-159 for base plates

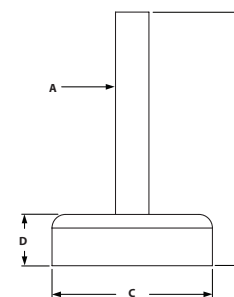


ITEM#	SERIES	A	B	C	D	E	F	LOAD CAPACITY
655185	10/15	3/8-16	2.000"	3.500"	1.500"	1.250"	.562"	100 lbs
655186	10/15	1/2-13	2.000"	3.750"	1.750"	1.875"	.625"	240 lbs
655187	10/15	3/4-10	2.000"	4.125"	2.125"	3.000"	1.062"	650 lbs

## NYLON LEVELING FEET



- 3/8 - 16 Foot can mount directly into 15 S extrusion end
- Ideal for light duty machines, cabinets, workstations or office furniture
- Large base diameter - Nylon
- See pages 156-159 for base plates



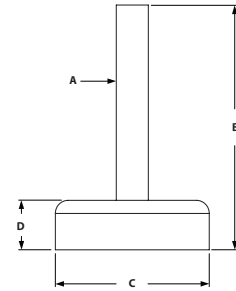
ITEM#	SERIES	A	B	C	D	LOAD CAPACITY
655782	10/15	1/4-20	1.870"	1.570"	.708"	1900 lbs
655789	10/15	5/16-18	3.210"	2.320"	.708"	1900 lbs
655797	10/15	3/8-16	2.710"	3.110"	.708"	1900 lbs
655808	10/15	1/2-13	3.210"	3.890"	.708"	1900 lbs

# TSLOTS Hardware

## DIE CAST LEVELING FEET



- Threads directly into extrusion end or into 10 and 15 Series base plates
- Ideal for medium duty machines, cabinets, workstations or office furniture
- Large base diameter - Die-cast
- See pages 156-159 for base plates

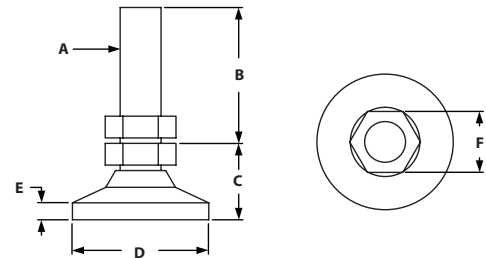


ITEM#	SERIES	A	B	C	D	LOAD CAPACITY
655784	10/15	1/4-20	1.870"	1.570"	0.708	460 lbs
655792	10/15	5/16-18	3.210"	2.320"	0.708	770 lbs
655804	10/15	3/8-16	2.390"	3.110"	0.708	1035 lbs
655801	10/15	1/2-13	3.210"	3.110"	0.708	1035 lbs
655812	10/15	3/4-10	3.710"	3.890"	0.708	5300 lbs

## DELUXE LEVELING FEET



- Threads directly into extrusion end or into 10 and 15 Series base plates
- Jam nut included
- Pivots 20 degrees to accommodate uneven floors
- See pages 156-159 for base plates

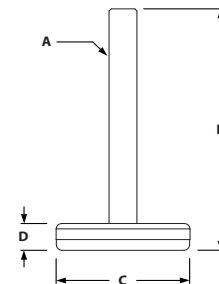


ITEM#	SERIES	A	B	C	D	E	F	LOAD CAPACITY
655175	10/15	1/4-20	1.000"	.970"	1.000"	.156"	.500"	1000 lbs
655634	10/15	5/16-18	1.780"	1.125"	1.250"	.250"	.630"	2300 lbs
655173	10/15	3/8-16	1.710"	1.200"	1.250"	.188"	.625"	3750 lbs
655178	10/15	1/2-13	1.610"	1.500"	1.875"	.250"	.750"	5000 lbs
655180	10/15	3/4-10	1.560"	1.895"	3.000"	.500"	1.062"	7400 lbs

## FLOOR GLIDES



- Threads directly into extrusion end or into 10 and 15 Series base plates
- See pages 156-159 for base plates

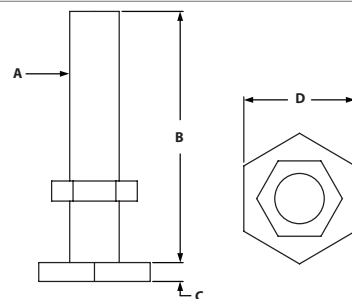


ITEM#	SERIES	A	B	C	D	LOAD CAPACITY
655169	10/15	1/4-20	2.250"	1.200"	.378"	250 lbs
655170	10/15	5/16-18	2.250"	2.030"	.578"	250 lbs
655171	10/15	3/8-16	2.250"	2.400"	.468"	250 lbs
655172	10/15	1/2-13	2.250"	2.800"	.542"	500 lbs

## ECONOMY LEVELING FEET

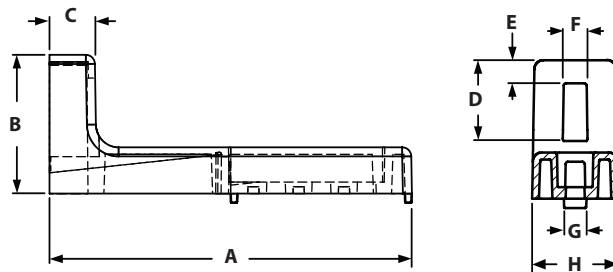


- Threads directly into extrusion end or into 10 and 15 Series base plates
- Jam nut included
- 1050 lb. to 4700 lb. capacity
- See pages 156-159 for base plates



ITEM#	SERIES	A	B	C	D	LOAD CAPACITY
655176	10/15	1/4-20	1.250"	.094"	.563"	1050 lbs
655177	10/15	5/16-18	1.500"	.109"	.750"	1750 lbs
655174	10/15	3/8-16	2.000"	.141"	.875"	2550 lbs
655179	10/15	1/2-13	2.500"	.172"	1.063"	7400 lbs

## DIE-CAST FLOOR BRACKET



◦ Adjustable height up to 2.83"

ITEM#	SERIES	A	B	C	D	E	F	G	H
655766	15	6.300"	2.362"	.787"	1.378"	.394"	.394"	.315"	1.496"

### RECOMMENDED FASTENER

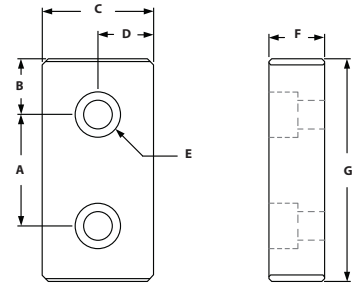
ITEM#	QTY	BOLT	TNUT
651201	3	5/16-18 x 5/8" SHCS	Economy

# TSLOTS Hardware

## 2 HOLE BLANK BASE PLATE



- Mounts leveling feet and threaded stem casters to TSLOTS-requires machining
- Bolts in extrusion end or in T-Slot
- See pages 153-155 for leveling feet
- See page 146 for threaded stem casters



ITEM#	SERIES	A	B	C	D	E-BOLT SIZE	F	G
655662	10	1.000"	.500"	1.000"	.500"	1/4 SHCS	.500"	2.000"
655658	15	1.500"	.750"	1.500"	.750"	5/16 SHCS	.750"	3.000"

### RECOMMENDED FASTENERS (EXTRUSION SLOT)

ITEM#	SERIES	QTY	BOLT	TNUT
651234	10	2	1/4-20 x 1/2" SHCS	Economy
651205	15	2	5/16-18 x 7/8" SHCS	Economy

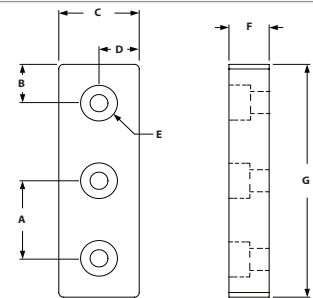
### RECOMMENDED FASTENERS (EXTRUSION END)

ITEM#	SERIES	QTY	BOLT
651027	10	2	1/4-20 x 3/4" SHCS
651059	15	2	5/16-18 x 1" SHCS

## 3 HOLE BLANK BASE PLATE



- Mounts leveling feet and threaded stem casters to TSLOTS-requires machining
- Bolts in extrusion end or in T-Slot
- See pages 153-155 for leveling feet
- See page 146 for threaded stem casters



ITEM#	SERIES	A	B	C	D	E-BOLT SIZE	F	G
655660	15	1.500"	.750"	1.500"	.750"	5/16-18	.750"	4.500"

### RECOMMENDED FASTENERS (EXTRUSION SLOT)

ITEM#	SERIES	QTY	BOLT	TNUT
651205	15	3	5/16-18 x 7/8" SHCS	Economy

### RECOMMENDED FASTENERS (EXTRUSION END)

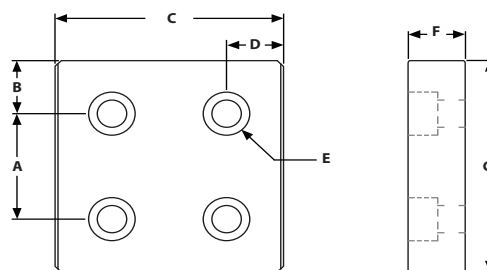
ITEM#	SERIES	QTY	BOLT
651059	15	3	5/16-18 x 1" SHCS



### 4 HOLE BLANK BASE PLATE



- Mounts leveling feet and threaded stem casters to TLOTS-requires machining
- Bolts in extrusion end or in T-Slot
- See pages 153-155 for leveling feet
- See page 146 for threaded stem casters



ITEM#	SERIES	A	B	C	D	E-BOLTSIZE	F	G
655663	10	1.000"	.500"	2.000"	.500"	1/4 SHCS	.500"	2.000"
655659	15	1.500"	.750"	3.000"	.750"	5/16 SHCS	.750"	3.000"

#### RECOMMENDED FASTENERS (EXTRUSION SLOT)

ITEM#	SERIES	QTY	BOLT	TNUT
651234	10	4	1/4-20 x 1/2" SHCS	Economy
651205	15	4	5/16-18 x 7/8" SHCS	Economy

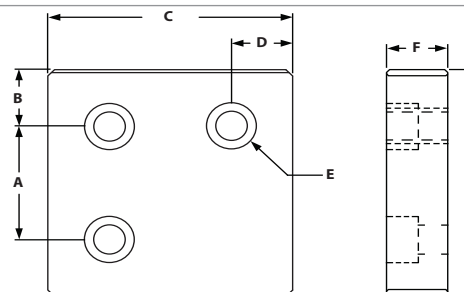
#### RECOMMENDED FASTENERS (EXTRUSION END)

ITEM#	SERIES	QTY	BOLT
651027	10	4	1/4-20 x 3/4" SHCS
651059	15	4	5/16-18 x 1" SHCS

### 3 HOLE CORNER BLANK BASE PLATE



- Mounts leveling feet and threaded stem casters to TLOTS-requires machining
- Bolts in extrusion end or in T-Slot
- See pages 153-155 for leveling feet
- See pages 146 for threaded stem casters



ITEM#	SERIES	A	B	C	D	E-BOLTSIZE	F	G
655664	10	1.000"	.500"	2.000"	.500"	1/4 SHCS	.500"	2.000"
655665	15	1.500"	.750"	3.000"	.750"	5/16 SHCS	.750"	3.000"

#### RECOMMENDED FASTENERS (EXTRUSION SLOT)

ITEM#	SERIES	QTY	BOLT	TNUT
651234	10	3	1/4-20 x 1/2" SHCS	Economy
651205	15	3	5/16-18 x 7/8" SHCS	Economy

#### RECOMMENDED FASTENERS (EXTRUSION END)

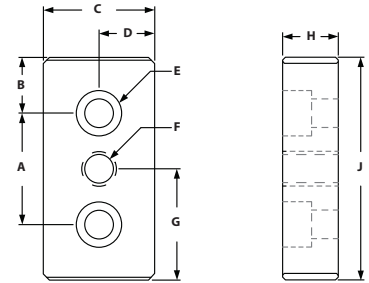
ITEM#	SERIES	QTY	BOLT
651027	10	3	1/4-20 x 3/4" SHCS
651059	15	3	5/16-18 x 1" SHCS

# TSLOTS Hardware

## 3 HOLE CENTER TAP BASE PLATE



- Mounts leveling feet and threaded stem casters to TSLOTS
- Bolts in extrusion end or in T-Slot
- See pages 153-155 for leveling feet
- See pages 146 for threaded stem casters

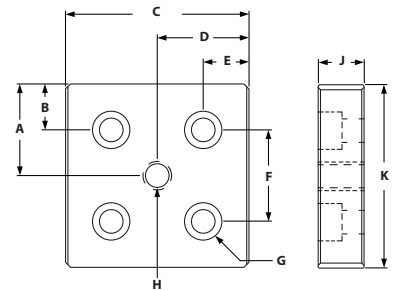


ITEM#	SERIES	A	B	C	D	E-BOLTSIZE	F-THREAD	G	H	J
655120	10	1.000"	.500"	1.000"	.500"	1/4 SHCS	1/4-20	1.000"	.500"	2.000"
659062	10	1.000"	.500"	1.000"	.500"	1/4 SHCS	5/16-18	1.000"	.500"	2.000"
655121	10	1.000"	.500"	1.000"	.500"	1/4 SHCS	3/8-16	1.000"	.500"	2.000"
655127	10	1.000"	.500"	1.000"	.500"	1/4 SHCS	7/16-14	1.000"	.500"	2.000"
655260	10	1.000"	.500"	1.000"	.500"	1/4 SHCS	1/2-13	1.000"	.500"	2.000"
655122	15	1.500"	.750"	1.500"	.750"	5/16 SHCS	3/8-16	1.500"	.750"	3.000"
655128	15	1.500"	.750"	1.500"	.750"	5/16 SHCS	7/16-14	1.500"	.750"	3.000"
655126	15	1.500"	.750"	1.500"	.750"	5/16 SHCS	1/2-13	1.500"	.750"	3.000"
655264	15	1.500"	.750"	1.500"	.750"	5/16 SHCS	3/4-10	1.500"	.750"	3.000"

## 5 HOLE CENTER TAP BASE PLATE



- Mounts leveling feet and threaded stem casters to TSLOTS
- Bolts in extrusion end or in T-Slot
- See pages 153-155 for leveling feet
- See pages 146 for threaded stem casters

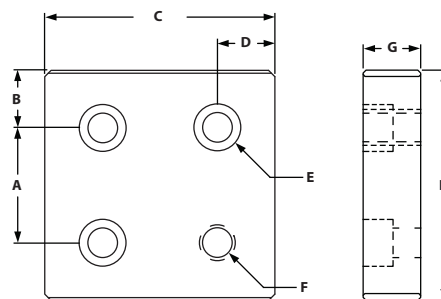


ITEM#	SERIES	A	B	C	D	E	F	G-BOLTSIZE	H-THREAD	J	K
655123	10	1.000"	.500"	2.000"	1.000"	.500"	1.000"	1/4 SHCS	3/8-16	.500"	2.000"
655129	10	1.000"	.500"	2.000"	1.000"	.500"	1.000"	1/4 SHCS	7/16-14	.500"	2.000"
655124	10	1.000"	.500"	2.000"	1.000"	.500"	1.000"	1/4 SHCS	1/2-13	.500"	2.000"
655261	10	1.000"	.500"	2.000"	1.000"	.500"	1.000"	1/4 SHCS	3/4-10	.500"	2.000"
655135	15	1.500"	.750"	3.000"	1.500"	.750"	1.500"	5/16 SHCS	7/16-14	.750"	3.000"
655130	15	1.500"	.750"	3.000"	1.500"	.750"	1.500"	5/16 SHCS	1/2-13	.750"	3.000"
655265	15	1.500"	.750"	3.000"	1.500"	.750"	1.500"	5/16 SHCS	3/4-10	.750"	3.000"

## 4 HOLE CORNER TAP BASE PLATE



- Mounts leveling feet and threaded stem casters to T-SLOTS
- Bolts in extrusion end or in T-Slot
- See pages 153-155 for leveling feet
- See page 146 for threaded stem casters



ITEM#	SERIES	A	B	C	D	E-BOLT SIZE	F-THREAD	G	H
655132	10	1.000"	.500"	2.000"	.500"	1/4 SHCS	3/8-16	.500"	2.000"
655133	10	1.000"	.500"	2.000"	.500"	1/4 SHCS	7/16-14	.500"	2.000"
655262	10	1.000"	.500"	2.000"	.500"	1/4 SHCS	1/2-13	.500"	2.000"
655263	10	1.000"	.500"	2.000"	.500"	1/4 SHCS	3/4-10	.500"	2.000"
655136	15	1.500"	.750"	3.000"	.750"	5/16 SHCS	7/16-14	.750"	3.000"
655131	15	1.500"	.750"	3.000"	.750"	5/16 SHCS	1/2-13	.750"	3.000"
655266	15	1.500"	.750"	3.000"	.750"	5/16 SHCS	3/4-10	.750"	3.000"

### RECOMMENDED FASTENERS (EXTRUSION SLOT)

ITEM#	SERIES	QTY	BOLT	TNUT
651733	10 - 3 Hole	2	1/4-20 x 1/2" SHCS	Economy
651234	10 - 4 Hole	3	1/4-20 x 1/2" SHCS	Economy
651234	10 - 5 Hole	4	1/4-20 x 1/2" SHCS	Economy
651205	15 - 3 Hole	2	5/16-18 x 7/8" SHCS	Economy
651205	15 - 4 Hole	3	5/16-18 x 7/8" SHCS	Economy
651205	15 - 5 Hole	4	5/16-18 x 7/8" SHCS	Economy

### RECOMMENDED FASTENERS (EXTRUSION END)

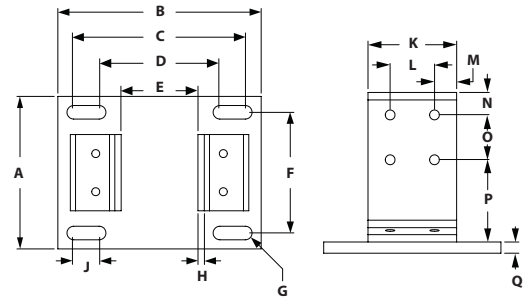
ITEM#	SERIES	QTY	BOLT
651027	10 - 3 Hole	2	1/4-20 x 3/4" SHCS
651027	10 - 4 Hole	3	1/4-20 x 3/4" SHCS
651027	10 - 5 Hole	4	1/4-20 x 3/4" SHCS
651059	15 - 3 Hole	2	5/16-18 x 1" SHCS
651059	15 - 4 Hole	3	5/16-18 x 1" SHCS
651059	15 - 5 Hole	4	5/16-18 x 1" SHCS

# T-SLOTS Hardware

## BASE PLATES - FLOOR MOUNT



- Very strong method of mounting your frame to the floor
- Bolts directly in the T-Slot
- Allows for vertical adjustments
- Slotted base plate holes allow for lateral adjustments



ITEM#	SERIES	TYPE	A	B	C	D	E	F	G	H	J	K	L	M	N	O	P	Q
655267	10	1010	4.000"	5.500"	4.250"	2.250"	1.000"	2.750"	.203"	.250"	1.000"	1.000"	N/A	.500"	.750"	1.500"	2.750"	.250"
655268	10	1020	5.500"	5.500"	4.250"	2.250"	1.000"	4.250"	.203"	.250"	1.000"	2.000"	1.000"	.500"	.750"	1.500"	2.750"	.250"
655269	10	2020	5.500"	6.500"	5.250"	3.250"	2.000"	4.250"	.203"	.250"	1.000"	2.000"	1.000"	.500"	.750"	1.500"	2.750"	.250"
655270	15	1515	5.000"	6.000"	4.750"	2.750"	1.500"	3.750"	.265"	.250"	1.000"	1.500"	N/A	.750"	.750"	1.500"	2.750"	.375"
655271	15	1530	6.000"	6.500"	5.250"	3.250"	1.500"	4.750"	.265"	.250"	1.000"	3.000"	1.500"	.750"	.750"	1.500"	2.750"	.375"
655274	15	3030	6.000"	8.000"	6.750"	4.750"	3.000"	4.750"	.265"	.250"	1.000"	3.000"	1.500"	.750"	.750"	1.500"	2.750"	.375"

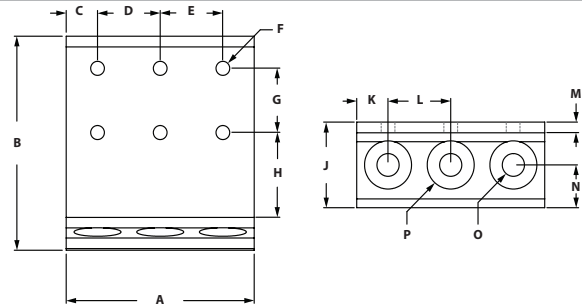
## RECOMMENDED FASTENERS

ITEM#	SERIES	QTY	BOLT	TNUT
651130	10	4 TO 8	1/4-20 x 1/2" BHSCS	Economy
651129	15	4 TO 8	5/16-18 x 11/16" FBHSCS	Economy

## ECONOMY BASE FEET - FLOOR MOUNTS



- Strong economy base plates
- Bolts directly in the T-Slot
- More economical than standard Floor Mount Base Plate



ITEM#	SERIES	FINISH	A	B	C	D	E	F	G	H	J	K	L	M	N	O	P
655275	10	Clear	1.000"	5.000"	.500"	N/A	N/A	.257"	1.500"	2.750"	2.000"	.500"	N/A	.250"	.688"	.390"	.875"
654275	10	Black	1.000"	5.000"	.500"	N/A	N/A	.257"	1.500"	2.750"	2.000"	.500"	N/A	.250"	.688"	.390"	.875"
655277	10	Clear	2.000"	5.000"	.500"	1.000"	N/A	.257"	1.500"	2.750"	2.000"	.500"	1.000"	.250"	.688"	.390"	.875"
655272	10	Clear	3.000"	5.000"	.500"	1.000"	1.000"	.257"	1.500"	2.750"	2.000"	.500"	1.000"	.250"	.688"	.390"	.875"
655276	15	Clear	1.500"	5.000"	.750"	N/A	N/A	.328"	1.500"	2.750"	2.000"	.750"	N/A	.250"	.688"	.531"	1.125"
654276	15	Black	1.500"	5.000"	.750"	N/A	N/A	.328"	1.500"	2.750"	2.000"	.750"	N/A	.250"	.688"	.531"	1.125"
655278	15	Clear	3.000"	5.000"	.750"	1.500"	N/A	.328"	1.500"	2.750"	2.000"	.750"	1.500"	.250"	.688"	.531"	1.125"
654278	15	Black	3.000"	5.000"	.750"	1.500"	N/A	.328"	1.500"	2.750"	2.000"	.750"	1.500"	.250"	.688"	.531"	1.125"
655273	15	Clear	4.500"	5.000"	.750"	1.500"	1.500"	.328"	1.500"	2.750"	2.000"	.750"	1.500"	.250"	.688"	.531"	1.125"

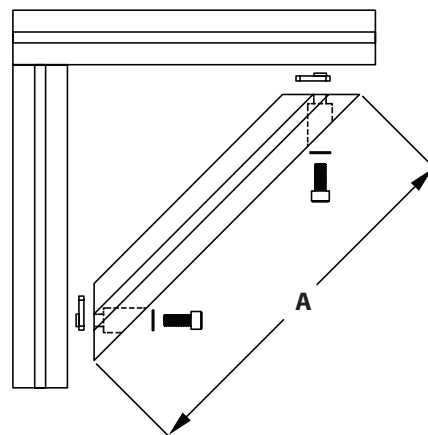
## RECOMMENDED FASTENERS

ITEM#	SERIES	QTY	BOLT	TNUT
651130	10	2 TO 6	1/4-20 x 1/2" BHSCS	Economy
651129	15	2 TO 6	5/16-18 x 11/16" FBHSCS	Economy

## 45 DEGREE SUPPORTS



- Create 45° supports without external joining plates or connectors
- Custom lengths to your specifications
- Fasteners included



### INCLUDED FASTENERS

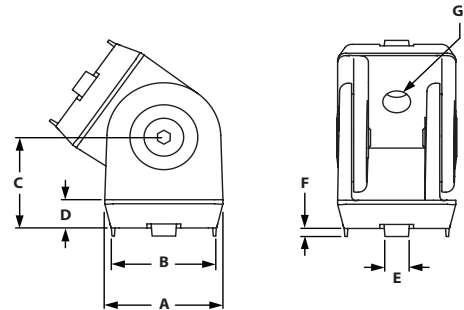
ITEM#	SERIES	PROFILE	A	BOLT	QTY	TNUT	QTY	WASHER	QTY
655371	10	1010	6.000"	651024	2	651163	2	651080	2
655375	10	1010	12.000"	651024	2	651163	2	651080	2
655380	10	1010	18.000"	651024	2	651163	2	651080	2
655372	10	1020	6.000"	651024	4	651163	4	651080	4
655373	10	1020	12.000"	651024	4	651163	4	651080	4
655374	10	1020	18.000"	651024	4	651163	4	651080	4
655355	15	1515	6.000"	651052	2	651097	2	651081	2
655359	15	1515	12.000"	651052	2	651097	2	651081	2
655363	15	1515	18.000"	651052	2	651097	2	651081	2
655365	15	1515	24.000"	651052	2	651097	2	651081	2
655368	15	1515L	6.000"	651052	2	651097	2	651081	2
655367	15	1515L	12.000"	651052	2	651097	2	651081	2
655369	15	1515L	18.000"	651052	2	651097	2	651081	2
655370	15	1515L	24.000"	651052	2	651097	2	651081	2
655357	15	1530	6.000"	651052	4	651097	4	651081	4
655361	15	1530	12.000"	651052	4	651097	4	651081	4
655364	15	1530	18.000"	651052	4	651097	4	651081	4
655366	15	1530	24.000"	651052	4	651097	4	651081	4
655381	15	1530L	6.000"	651052	4	651097	4	651081	4
655382	15	1530L	12.000"	651052	4	651097	4	651081	4
655383	15	1530L	18.000"	651052	4	651097	4	651081	4
655384	15	1530L	24.000"	651052	4	651097	4	651081	4
655356	15	1545	6.000"	651052	6	651097	6	651081	6
655358	15	1545	12.000"	651052	6	651097	6	651081	6
655360	15	1545	18.000"	651052	6	651097	6	651081	6
655362	15	1545	24.000"	651052	6	651097	6	651081	6

# Pivot Joints

## PIVOT JOINT



- Bushing enables pivot to be both structural and dynamic
- Locating pins can be removed to accommodate both extrusion end and side mount assembly

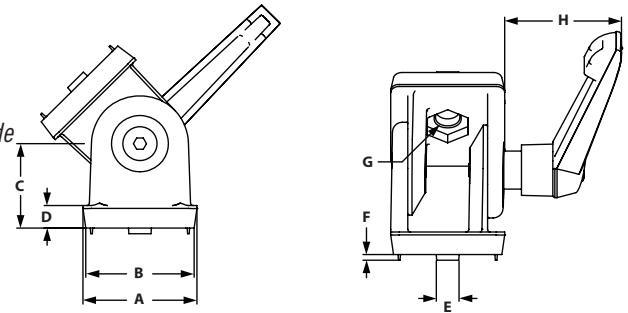


ITEM#	MATERIAL	SERIES	A	B	C	D	E	F	G
664084	Die Cast Zinc	10	1.102"	.984"	.886"	.275"	.236"	.079"	.260"
664086	Die Cast Zinc	15	1.574"	1.496"	1.181"	.315"	.315"	.079"	.335"

## PIVOT JOINT WITH LOCKING HANDLE



- Bushing enables pivot to be both structural and dynamic
- Locating pins can be removed to accommodate both extrusion end and side mount assembly



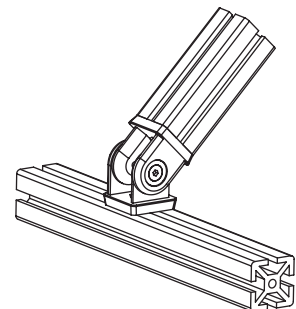
ITEM#	MATERIAL	SERIES	A	B	C	D	E	F	G	H
664085	Die Cast Zinc	10	1.102"	.984"	.886"	.275"	.236"	.079"	.260"	1.181"
664087	Die Cast Zinc	15	1.574"	1.496"	1.181"	.315"	.315"	.079"	.335"	1.614"

### RECOMMENDED FASTENERS (TO EXTRUSION SLOT)

ITEM#	SERIES	QTY	BOLT	TNUT TYPE
651234	10	2	1/4-20 x 1/2" SHCS	Economy
651734	10	2	M6 x 16mm SHCS	Economy
651201	15	2	5/16-18 x 5/8" SHCS	Economy
651512	15	2	M8 x 16mm SHCS	Economy

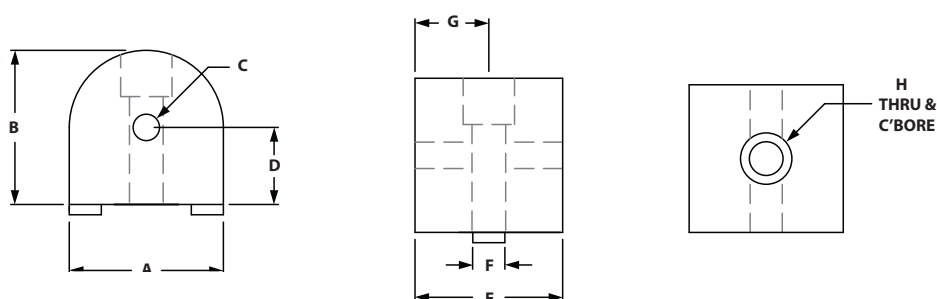
### RECOMMENDED FASTENERS (TO EXTRUSION END)

ITEM#	SERIES	QTY	BOLT
651027	10	2	1/4-20 x 3/4" SHCS
651337	10	2	M6 x 20mm SHCS
651052	15	2	5/16-18 x 3/4" SHCS
651346	15	2	M8 x 20mm SHCS



# Dynamic Hinges

## 0° LIVING NUB

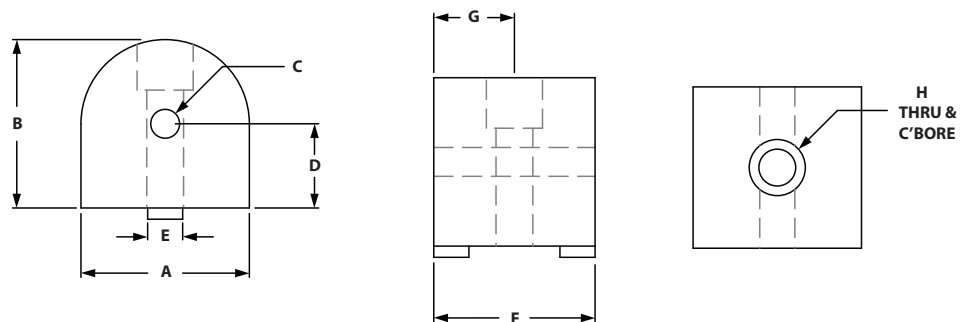


ITEM#	SERIES	A	B	C-TAP	D	E	F	G	H
653111	10	1.000"	1.000"	1/4-20 x .50	.500"	.937"	.250"	.468"	1/4-20
653208	15	1.500"	1.500"	5/16-18 x .75	.750"	1.437"	.312"	.719"	5/16-18

### INCLUDED FASTENERS (TO EXTRUSION SLOT)

ITEM#	SERIES	QTY	BOLT	TNUT TYPE
651119	10	1	1/4-20 x 1" SHCS	Economy
651487	15	1	5/16-18 x 1-1/2" SHCS	Economy

## 90° LIVING NUB



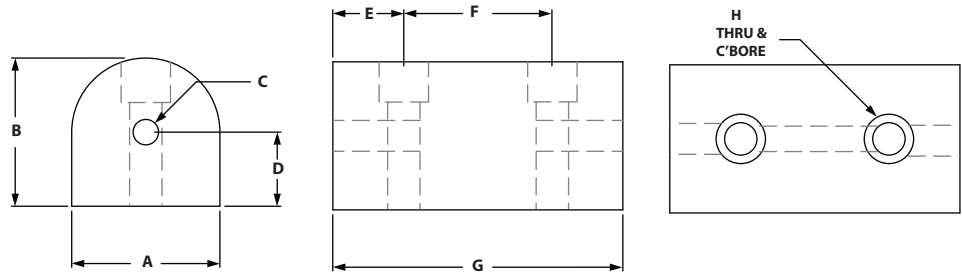
ITEM#	SERIES	A	B	C-TAP	D	E	F	G	H
653113	10	1.000"	1.000"	1/4-20 x .50	.500"	.250"	.937"	.468"	1/4-20
653210	15	1.500"	1.500"	5/16-18 x .75	.750"	.312"	1.437"	.719"	5/16-18

### INCLUDED FASTENERS (TO EXTRUSION SLOT)

ITEM#	SERIES	QTY	BOLT	TNUT TYPE
651119	10	1	1/4-20 x 1" SHCS	Economy
651487	15	1	5/16-18 x 1-1/2" SHCS	Economy

# Dynamic Hinges

## UNIVERSAL LIVING NUB

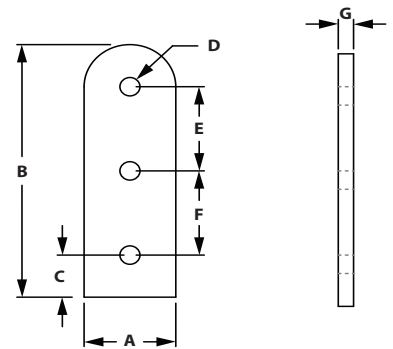


ITEM#	SERIES	A	B	C-TAP	D	E	F	G	H
653108	10	1.000"	1.000"	1/4-20 x .50	.500"	.468"	1.000"	1.937"	1/4-20
653205	15	1.500"	1.500"	5/16-18 x .75	.750"	.719"	1.500"	2.937"	5/16-18

### INCLUDED FASTENERS (TO EXTRUSION SLOT)

COMBO ITEM#	SERIES	QTY	BOLT	TNUT TYPE
651119	10	2	1/4-20 x 1" SHCS	Economy
651487	15	2	5/16-18 x 1-1/2" SHCS	Economy

## STRAIGHT PIVOT ARM



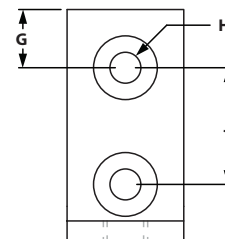
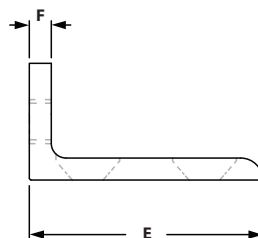
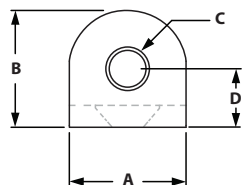
ITEM#	SERIES	A	B	C	D	E	F	G
653114	10	1.000"	3.000"	.500"	.312"	1.000"	1.000"	.188"
653211	15	1.500"	4.500"	.750"	.375"	1.500"	1.500"	.250"

### INCLUDED FASTENERS (TO EXTRUSION SLOT)

COMBO ITEM#	SERIES	QTY	BOLT	TNUT TYPE
651142	10	1	1/4-20 x 1/2" FBHSCS	Double Economy
651141	15	1	5/16-18 x 11/16" FBHSCS	Double Economy



### "L" PIVOT ARM

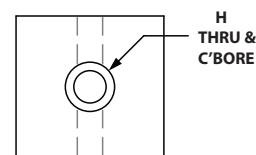
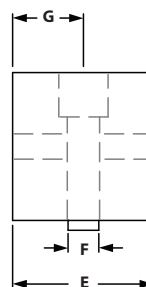
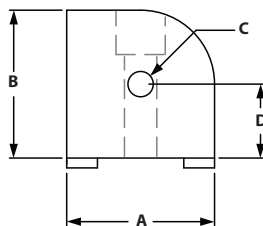


ITEM#	SERIES	A	B	C	D	E	F	G	H	J
653105	10	1.000"	1.000"	.312"	.500"	2.000"	.188"	.500"	.257"	1.000"
653176	15	1.500"	1.500"	.375"	.750"	3.000"	.250"	.750"	.328"	1.500"

#### INCLUDED FASTENERS (TO EXTRUSION SLOT)

COMBO ITEM#	SERIES	QTY	BOLT	TNUT TYPE
651185	10	2	1/4-20 x 1/2" FHSCS	Economy
651183	15	2	5/16-18 x 5/8" FHSCS	Economy

### 0° RIGHT ANGLE LIVING NUB



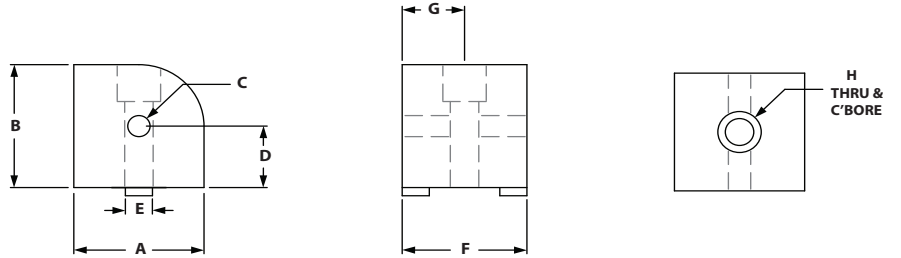
ITEM#	SERIES	A	B	C-TAP	D	E	F	G	H
653022	10	1.000"	1.000"	1/4-20 x .50	.500"	.937"	.250"	.468"	1/4-20
653245	15	1.500"	1.500"	5/16-18 x .75	.750"	1.437"	.312"	.718"	5/16-18

#### INCLUDED FASTENERS (TO EXTRUSION SLOT)

COMBO ITEM#	SERIES	QTY	BOLT	TNUT TYPE
651119	10	1	1/4-20 x 1" SHCS	Economy
651487	15	1	5/16-18 x 1-1/2" SHCS	Economy

# Dynamic Hinges

## 90° RIGHT ANGLE LIVING NUB

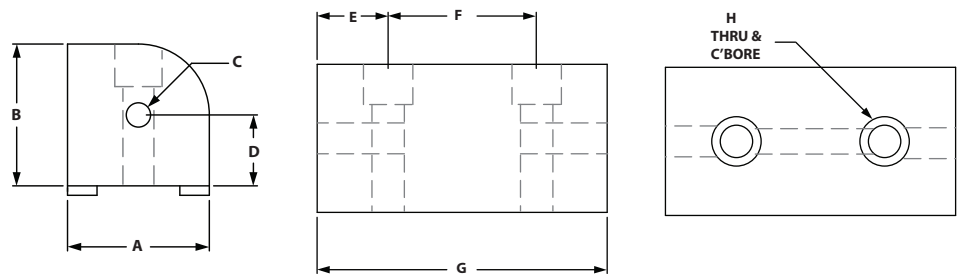


ITEM#	SERIES	A	B	C-TAP	D	E	F	G	H
653023	10	1.000"	1.000"	1/4-20 x .50	.500"	.250"	.937"	.468"	1/4-20
653246	15	1.500"	1.500"	5/16-18 x .75	.750"	.312"	1.437"	.718"	5/16-18

### INCLUDED FASTENERS (TO EXTRUSION SLOT)

COMBO ITEM#	SERIES	QTY	BOLT	TNUT TYPE
651119	10	1	1/4-20 x 1" SHCS	Economy
651487	15	1	5/16-18 x 1-1/2" SHCS	Economy

## UNIVERSAL RIGHT ANGLE LIVING NUB



ITEM#	SERIES	A	B	C-TAP	D	E	F	G	H
653024	10	1.000"	1.000"	1/4-20 x .50	.500"	.468"	1.000"	1.937"	1/4-20
653247	15	1.500"	1.500"	5/16-18 x .75	.750"	.719"	1.500"	2.937"	5/16-18















### INCLUDED FASTENERS (TO EXTRUSION SLOT)

COMBO ITEM#	SERIES	QTY	BOLT	TNUT TYPE
651119	10	2	1/4-20 x 1" SHCS	Economy
651487	15	2	5/16-18 x 1-1/2" SHCS	Economy















# Dynamic Hinge Assembly Charts

Our dynamic hinges are made of a 6000 series aluminum alloy. Our dynamic hinges come with pre-lubricated bronze pivot bearings and hardened stripper bolts. The dynamic hinges are designed to give your design a 0 to 180 degrees of axial motion.

## 10 SERIES DYNAMIC HINGES

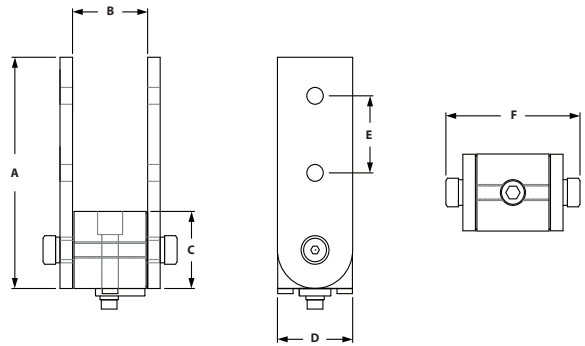
		IND PART NUMBERS				
		 653111	 653113	 653108	 653114	 653105
ASSEMBLY PART NUMBERS	 653110	1			2	
	 653112		1		2	
	 653109			1	2	
	 653101	1				2
	 653102		1			2
	 653104			1		2
	 653095	1			1	1
	 653096		1		1	1
 653097			1	1	1	

## 15 SERIES DYNAMIC HINGES

		IND PART NUMBERS				
		 653208	 653210	 653205	 653211	 653176
ASSEMBLY PART NUMBERS	 653207	1			2	
	 653209		1		2	
	 653206			1	2	
	 653154	1				2
	 653155		1			2
	 653156			1		2
	 653195	1			1	1
	 653196		1		1	1
 653147			1	1	1	

# Dynamic Hinge Assemblies

## 0° LIVING HINGE

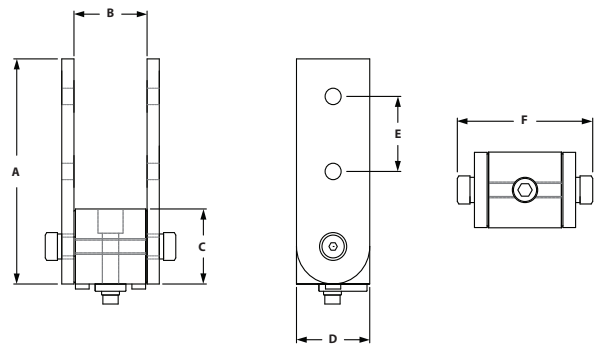


ITEM#	SERIES	NUB (QTY)	ARM (QTY)	A	B	C	D	E	F
653110	10	653111 (1)	653114 (2)	3.000"	1.000"	1.000"	1.000"	1.000"	1.863"
653207	15	653208 (1)	653211 (2)	4.500"	1.500"	1.500"	1.500"	1.500"	2.673"

### INCLUDED FASTENERS

NUB TO EXTRUSION				ARMS TO NUB			ARMS TO EXTRUSION		
SERIES	ITEM#	QTY	DESCRIPTION	ITEM#	QTY	DESCRIPTION	ITEM#	QTY	DESCRIPTION
10	651119	1	SHCS & tnut	651244	1	Shldr. bolt & Nylon Washers	651142	2	DBL tnut & bolts
15	651487	1	SHCS & tnut	651243	1	Shldr. bolt & Nylon Washers	651141	2	DBL tnut & bolts

## 90° LIVING HINGE

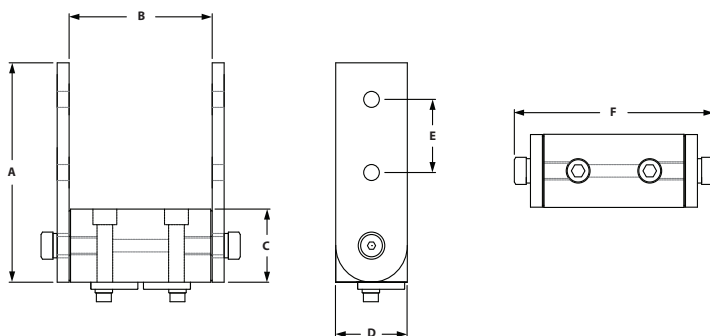


ITEM#	SERIES	NUB (QTY)	ARM (QTY)	A	B	C	D	E	F
653112	10	653113 (1)	653114 (2)	3.000"	1.000"	1.000"	1.000"	1.000"	1.863"
653209	15	653210 (1)	653211 (2)	4.500"	1.500"	1.500"	1.500"	1.500"	2.673"

### INCLUDED FASTENERS

NUB TO EXTRUSION				ARMS TO NUB			ARMS TO EXTRUSION		
SERIES	ITEM#	QTY	DESCRIPTION	ITEM#	QTY	DESCRIPTION	ITEM#	QTY	DESCRIPTION
10	651119	1	SHCS & tnut	651244	1	Shldr. bolt & Nylon Washers	651142	2	DBL tnut & bolts
15	651487	1	SHCS & tnut	651243	1	Shldr. bolt & Nylon Washers	651141	2	DBL tnut & bolts

## UNIVERSAL LIVING HINGE

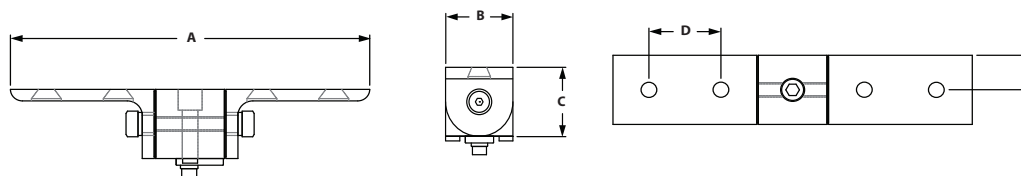


ITEM#	SERIES	NUB (QTY)	ARM (QTY)	A	B	C	D	E	F
653109	10	653108 (1)	653114 (2)	3.000"	2.000"	1.000"	1.000"	1.000"	2.876"
653206	15	653205 (1)	653211 (2)	4.500"	3.000"	1.500"	1.500"	1.500"	4.174"

### INCLUDED FASTENERS

NUB TO EXTRUSION				ARMS TO NUB			ARMS TO EXTRUSION		
SERIES	ITEM#	QTY	DESCRIPTION	ITEM#	QTY	DESCRIPTION	ITEM#	QTY	DESCRIPTION
10	651119	2	SHCS & tnut	651244	1	Shldr. bolt & Nylon Washers	651142	2	DBL tnut & bolts
15	651487	2	SHCS & tnut	651243	1	Shldr. bolt & Nylon Washers	651141	2	DBL tnut & bolts

## 0° LIVING HINGE - CORNER BRACKET



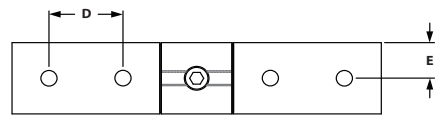
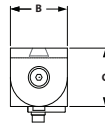
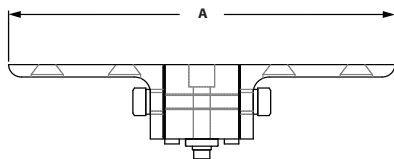
ITEM#	SERIES	NUB (QTY)	ARM (QTY)	A	B	C	D	E
653101	10	653111 (1)	653105 (2)	5.000"	1.000"	1.000"	1.000"	.500"
653154	15	653208 (1)	653176 (2)	7.500"	1.500"	1.500"	1.500"	.750"

### INCLUDED FASTENERS

NUB TO EXTRUSION				ARMS TO NUB			ARMS TO EXTRUSION			
SERIES	ITEM#	QTY	DESCRIPTION	ITEM#	QTY	DESCRIPTION	ITEM#	QTY	ITEM#	QTY
10	651119	1	SHCS & tnut	651244	1	Shldr. bolt & Nylon Washers	651178	4	651099	2
15	651487	1	SHCS & tnut	651243	1	Shldr. bolt & Nylon Washers	651181	4	651098	2

# Dynamic Hinge Assemblies

## 90° LIVING HINGE - CORNER BRACKET

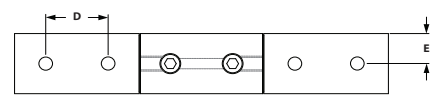
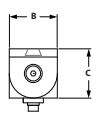
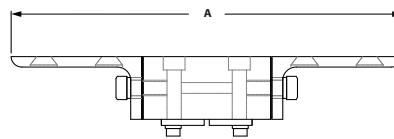


ITEM#	SERIES	NUB (QTY)	ARM (QTY)	A	B	C	D	E
653102	10	653113 (1)	653105 (2)	5.000"	1.000"	1.000"	1.000"	.500"
653155	15	653210 (1)	653176 (2)	7.500"	1.500"	1.500"	1.500"	.750"

### INCLUDED FASTENERS

NUB TO EXTRUSION				ARMS TO NUB			ARMS TO EXTRUSION			
SERIES	ITEM#	QTY	DESCRIPTION	ITEM#	QTY	DESCRIPTION	ITEM#	QTY	ITEM#	QTY
10	651119	1	SHCS & tnut	651244	1	Shldr. bolt & Nylon Washers	651178	4	651099	2
15	651487	1	SHCS & tnut	651243	1	Shldr. bolt & Nylon Washers	651181	4	651098	2

## UNIVERSAL LIVING HINGE - CORNER BRACKET

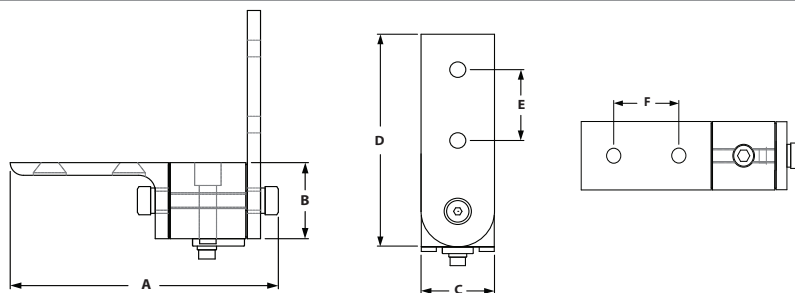


ITEM#	SERIES	NUB (QTY)	ARM (QTY)	A	B	C	D	E
653104	10	653108 (1)	653105 (2)	6.000"	1.000"	1.000"	1.000"	.500"
653156	15	653205 (1)	653176 (2)	9.000"	1.500"	1.500"	1.500"	.750"

### INCLUDED FASTENERS

NUB TO EXTRUSION				ARMS TO NUB			ARMS TO EXTRUSION			
SERIES	ITEM#	QTY	DESCRIPTION	ITEM#	QTY	DESCRIPTION	ITEM#	QTY	ITEM#	QTY
10	651119	2	SHCS & tnut	651244	1	Shldr. bolt & Nylon Washers	651178	4	651099	2
15	651487	2	SHCS & tnut	651243	1	Shldr. bolt & Nylon Washers	651181	4	651098	2

### 0° LIVING HINGE - CORNER BRACKET W/ARM

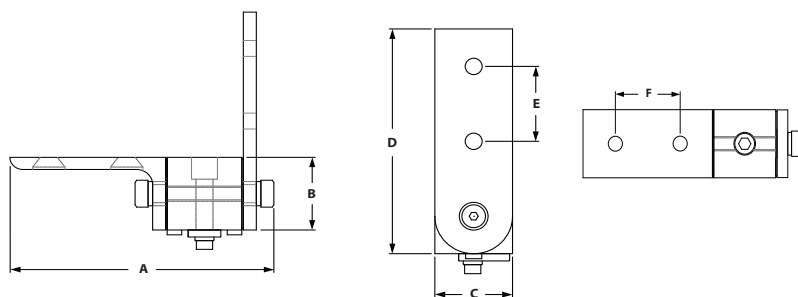


ITEM#	SERIES	NUB (QTY)	ARM (QTY)	A	B	C	D	E	F
653095	10	653111 (1)	653114 (1), 653105 (1)	3.450"	1.000"	1.000"	3.000"	1.000"	1.000"
653195	15	653208 (1)	653211 (1), 653176 (1)	5.075"	1.500"	1.500"	4.500"	1.500"	1.500"

#### INCLUDED FASTENERS

NUB TO EXTRUSION				ARMS TO NUB		ARMS TO EXTRUSION					
SERIES	ITEM#	QTY	DESCRIPTION	ITEM#	QTY	ITEM#	QTY	ITEM#	QTY	ITEM#	QTY
10	651119	1	SHCS & tnut	651244	1	651142	1	651178	2	651099	1
15	651487	1	SHCS & tnut	651243	1	651141	1	651181	2	651098	1

### 90° LIVING HINGE - CORNER BRACKET W/ARM



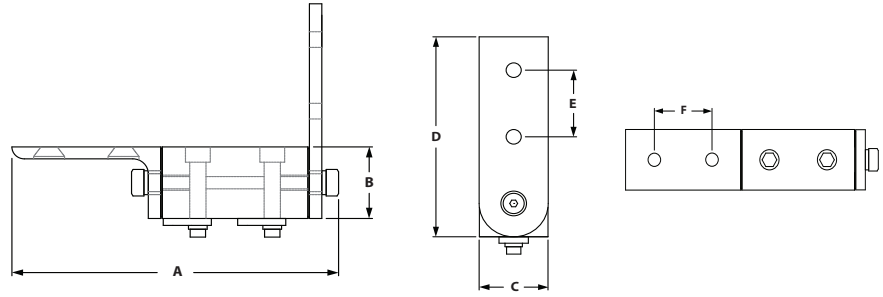
ITEM#	SERIES	NUB (QTY)	ARM (QTY)	A	B	C	D	E	F
653096	10	653113 (1)	653114 (1), 653105 (1)	3.450"	1.000"	1.000"	3.000"	1.000"	1.000"
653196	15	653210 (1)	653211 (1), 653176 (1)	5.075"	1.500"	1.500"	4.500"	1.500"	1.500"

#### INCLUDED FASTENERS

NUB TO EXTRUSION				ARMS TO NUB		ARMS TO EXTRUSION					
SERIES	ITEM#	QTY	DESCRIPTION	ITEM#	QTY	ITEM#	QTY	ITEM#	QTY	ITEM#	QTY
10	651119	1	SHCS & tnut	651244	1	651142	1	651178	2	651099	1
15	651487	1	SHCS & tnut	651243	1	651141	1	651181	2	651098	1

# Dynamic Hinge Assemblies

## UNIVERSAL LIVING HINGE - CORNER BRACKET W/ARM

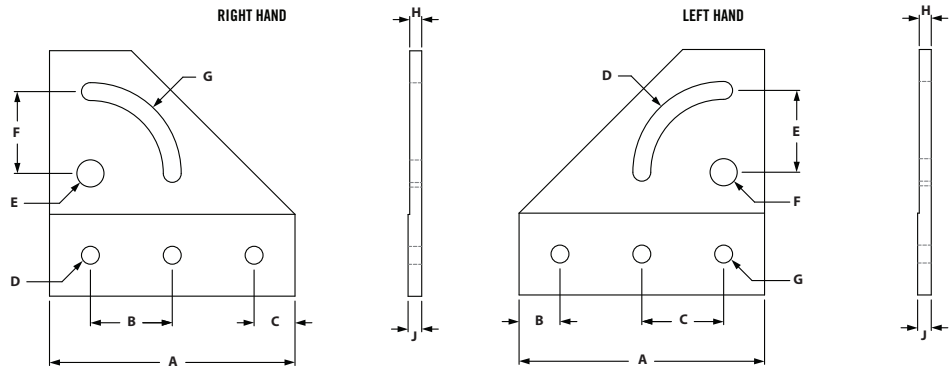


ITEM#	SERIES	NUB (QTY)	ARM (QTY)	A	B	C	D	E	F
653097	10	653108 (1)	653114 (1), 653105 (1)	4.445"	1.000"	1.000"	3.000"	1.000"	1.000"
653147	15	653205 (1)	653211 (1), 653176 (1)	6.575"	1.500"	1.500"	4.500"	1.500"	1.500"

### INCLUDED FASTENERS

NUB TO EXTRUSION				ARMS TO NUB		ARMS TO EXTRUSION					
SERIES	ITEM#	QTY	DESCRIPTION	ITEM#	QTY	ITEM#	QTY	ITEM#	QTY	ITEM#	QTY
10	651119	2	SHCS & tnut	651244	1	651142	1	651178	2	651099	1
15	651487	2	SHCS & tnut	651243	1	651141	1	651181	2	651098	1

## 90° PIVOT BRACKET PLATES



### LEFT HAND PLATE

ITEM#	SERIES	A	B	C	D	E	F	G	H	J
653070	10	3.000"	.500"	1.000"	.265"	1.000"	.312"	.281"	.158"	.188"
653166	15	4.500"	.750"	1.500"	.328"	1.500"	.375"	.328"	.220"	.250"

### RIGHT HAND PLATE

ITEM#	SERIES	A	B	C	D	E	F	G	H	J
653074	10	3.000"	1.000"	.500"	.281"	.312"	1.000"	.265"	.158"	.188"
653170	15	4.500"	1.500"	.750"	.328"	.375"	1.500"	.328"	.220"	.250"

### RECOMMENDED FASTENERS (MOUNT TO EXTRUSION)

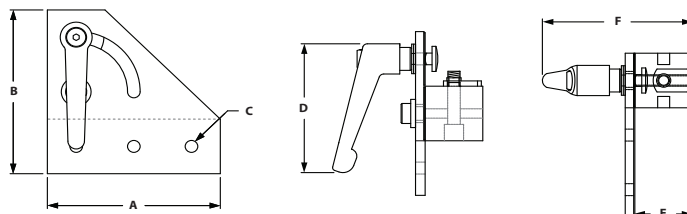
COMBO ITEM#	SERIES	QTY	BOLT	TNUT TYPE
651130	10	3	1/4-20 x 1/2" FBHSCS	Economy
651129	15	3	5/16-18 x 11/16" FBHSCS	Economy



## 90° PIVOT BRACKET ASSEMBLY



- 90 Degrees of motion
- Permanently lubricated bronze bushings at high strength pivot points
- Nylon washers between plate and extrusion allow for smooth motion



### LEFT HANDED

ITEM#	SERIES	PLATE	NUB	HANDLE	A	B	C	D	E	F
653076	10	653070	653116	699956	3.000"	3.000"	.281"	2.055"	1.000"	2.754"
653172	15	653166	653213	655676	4.500"	4.500"	.328"	3.500"	1.500"	4.015"

### RIGHT HANDED

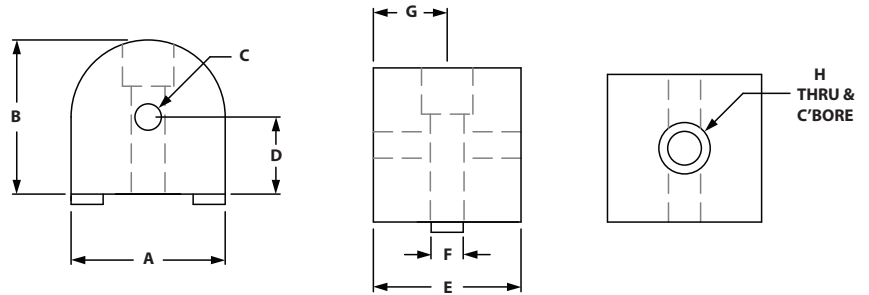
ITEM#	SERIES	PLATE	NUB	HANDLE	A	B	C	D	E	F
653082	10	653074	653116	699956	3.000"	3.000"	.281"	2.055"	1.000"	2.754"
653180	15	653170	653213	655676	4.500"	4.500"	.328"	3.500"	1.500"	4.015"

### RECOMMENDED FASTENERS (MOUNT TO EXTRUSION)

COMBO ITEM#	SERIES	QTY	BOLT	TNUT TYPE
651130	10	3	1/4-20 x 1/2" FBHSCS	Economy
651129	15	3	5/16-18 x 11/16" FBHSCS	Economy

# Structural Hinges

## 0° PIVOT NUB

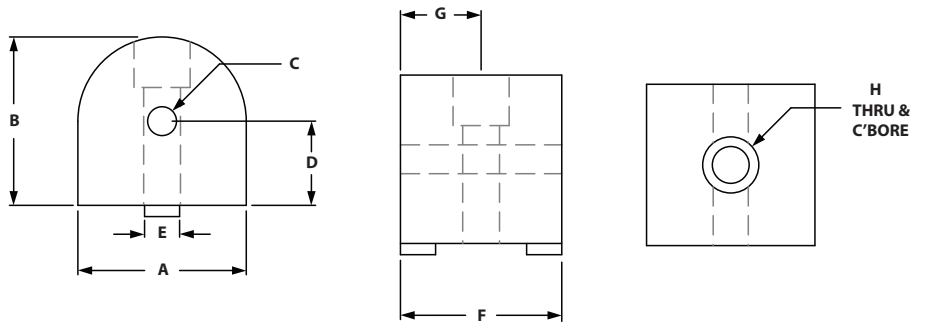


ITEM#	SERIES	A	B	C-TAP	D	E	F	G	H
653116	10	1.000"	1.000"	1/4-20 x .50	.500"	1.000"	.250"	.500"	1/4-20
653213	15	1.500"	1.500"	5/16-18 x .75	.750"	1.500"	.312"	.750"	5/16-18

### INCLUDED FASTENERS

COMBO ITEM#	SERIES	QTY	BOLT	TNUT TYPE
651119	10	1	1/4-20 x 1" SHCS	Economy
651487	15	1	5/16-18 x 1-1/2" SHCS	Economy

## 90° PIVOT NUB

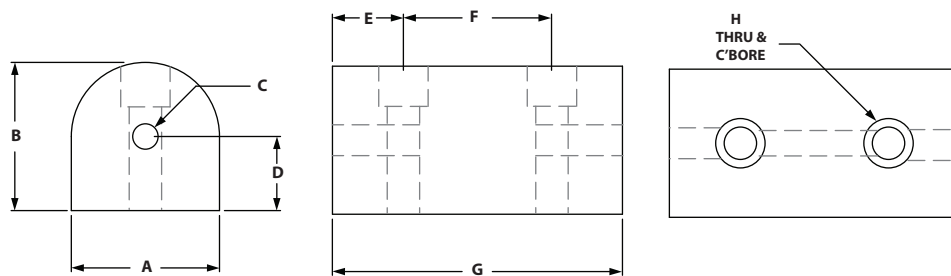


ITEM#	SERIES	A	B	C-TAP	D	E	F	G	H
653117	10	1.000"	1.000"	1/4-20 x .50	.500"	.250"	1.000"	.500"	1/4-20
653214	15	1.500"	1.500"	5/16-18 x .75	.750"	.312"	1.500"	.750"	5/16-18

### INCLUDED FASTENERS

COMBO ITEM#	SERIES	QTY	BOLT	TNUT TYPE
651119	10	1	1/4-20 x 1" SHCS	Economy
651487	15	1	5/16-18 x 1-1/2" SHCS	Economy

## UNIVERSAL PIVOT NUB

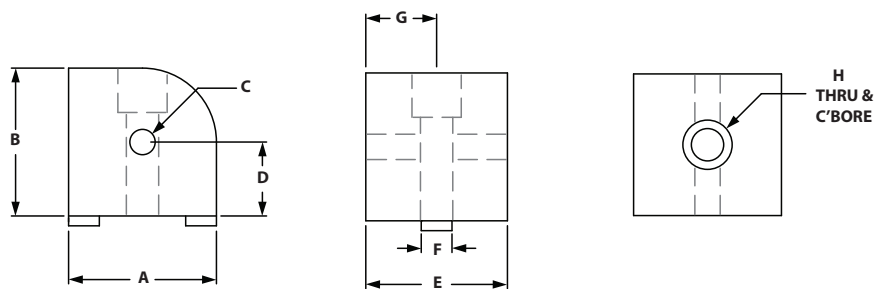


ITEM#	SERIES	A	B	C	D	E	F	G	H
653115	10	1.000"	1.000"	1/4-20 x .50	.500"	.500"	1.000"	2.000"	1/4-20
653212	15	1.500"	1.500"	5/16-18 x .75	.750"	.750"	1.500"	3.000"	5/16-18

### INCLUDED FASTENERS

COMBO ITEM#	SERIES	QTY	BOLT	TNUT TYPE
651119	10	2	1/4-20 x 1" SHCS	Economy
651487	15	2	5/16-18 x 1-1/2" SHCS	Economy

## 0° RIGHT ANGLE PIVOT NUB



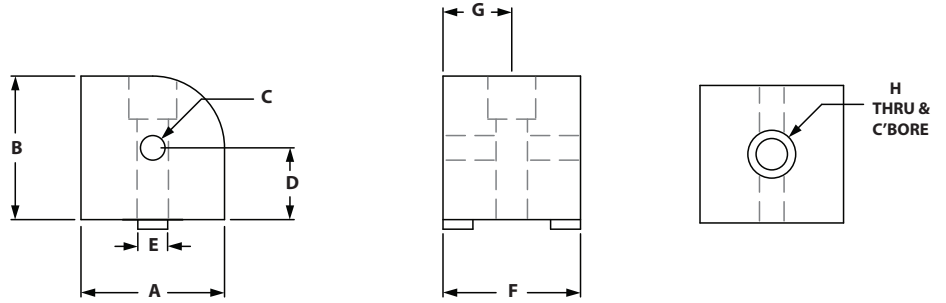
ITEM#	SERIES	A	B	C-TAP	D	E	F	G	H
653000	10	1.000"	1.000"	1/4-20 x .50	.500"	1.000"	.250"	.500"	1/4-20
653223	15	1.500"	1.500"	5/16-18 x .75	.750"	1.500"	.312"	.750"	5/16-18

### INCLUDED FASTENERS

COMBO ITEM#	SERIES	QTY	BOLT	TNUT TYPE
651119	10	1	1/4-20 x 1" SHCS	Economy
651487	15	1	5/16-18 x 1-1/2" SHCS	Economy

# Structural Hinges

## 90° RIGHT ANGLE PIVOT NUB

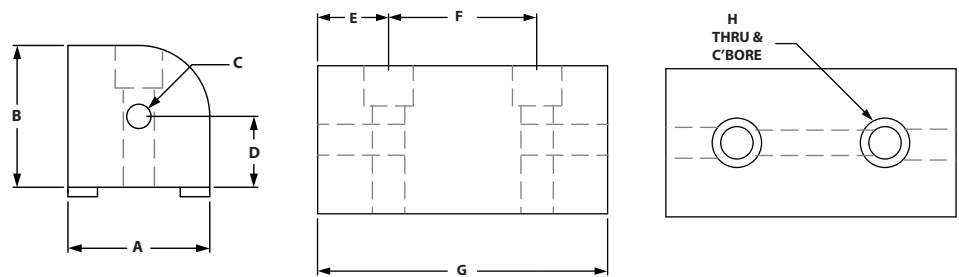


ITEM#	SERIES	A	B	C-TAP	D	E	F	G	H
653001	10	1.000"	1.000"	1/4-20 x .50	.500"	.250"	1.000"	.500"	1/4-20
653224	15	1.500"	1.500"	5/16-18 x .75	.750"	.312"	1.500"	.750"	5/16-18

### INCLUDED FASTENERS

COMBO ITEM#	SERIES	QTY	BOLT	TNUT TYPE
651119	10	1	1/4-20 x 1" SHCS	Economy
651487	15	1	5/16-18 x 1-1/2" SHCS	Economy

## RIGHT ANGLE UNIVERSAL PIVOT NUB

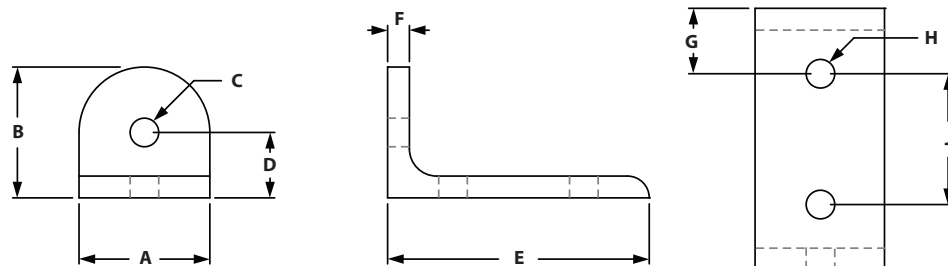


ITEM#	SERIES	A	B	C-TAP	D	E	F	G	H
653002	10	1.000"	1.000"	1/4-20 x .50	.500"	.500"	1.00"	2.000"	1/4-20
653225	15	1.500"	1.500"	5/16-18 x .75	.750"	.750"	1.500"	3.000"	5/16-18

### INCLUDED FASTENERS

COMBO ITEM#	SERIES	QTY	BOLT	TNUT TYPE
651119	10	2	1/4-20 x 1" SHCS	Economy
651487	15	2	5/16-18 x 1-1/2" SHCS	Economy

## "L" PIVOT ARM

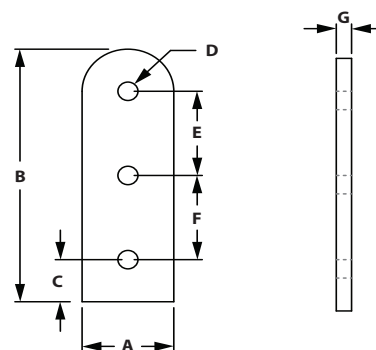


ITEM#	SERIES	A	B	C	D	E	F	G	H	J
653083	10	1.000"	1.000"	.281"	.500"	2.000"	.188"	.500"	.281"	1.000"
653181	15	1.500"	1.500"	.328"	.750"	3.000"	.250"	.750"	.328"	1.500"

### RECOMMENDED FASTENERS

COMBO ITEM#	SERIES	QTY	BOLT	TNUT TYPE
651171	10	3	1/4-20 x 1/2" BHSCS	Economy
651129	15	3	5/16-18 x 11/16" FBHSCS	Economy

## STANDARD PIVOT ARM



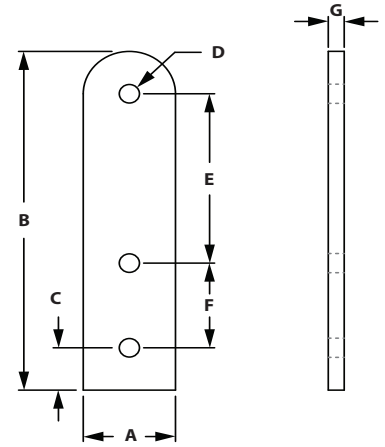
ITEM#	SERIES	A	B	C	D	E	F	G
653119	10	1.000"	3.000"	.500"	.257"	1.000"	1.000"	.188"
653219	15	1.500"	4.500"	.750"	.328"	1.500"	1.500"	.250"

### RECOMMENDED FASTENERS

COMBO ITEM#	SERIES	QTY	BOLT	TNUT TYPE
651171	10	3	1/4-20 x 1/2" BHSCS	Economy
651129	15	3	5/16-18 x 11/16" FBHSCS	Economy

# Structural Hinges

## EXTENDED PIVOT ARM



ITEM#	SERIES	A	B	C	D	E	F	G
653122	10	1.000"	4.000"	.500"	.257"	2.000"	1.000"	.188"
653222	15	1.500"	6.000"	.750"	.328"	3.000"	1.500"	.250"












### RECOMMENDED FASTENERS

COMBO ITEM#	SERIES	QTY	BOLT	TNUT TYPE
651130	10	3	1/4-20 x 1/2" BHSCS	Economy
651129	15	3	5/16-18 x 11/16" FBHSCS	Economy















# Structural Hinge Assembly Charts

Our structural hinges come with a standard flanged bolt and are secured in place with no motion available.

## 10 SERIES STRUCTURAL HINGES

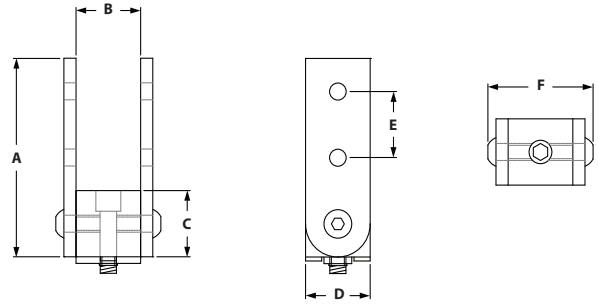
		IND PART NUMBERS				
		 653116	 653117	 653115	 653083	 653119
ASSEMBLY PART NUMBERS	 0° 653120	1				2
	 90° 653121		1			2
	 653118			1		2
	 0° 653087	1			2	
	 90° 653088		1		2	
	 653090			1	2	

## 15 SERIES STRUCTURAL HINGES

		IND PART NUMBERS				
		 653213	 653214	 653212	 653181	 653219
ASSEMBLY PART NUMBERS	 0° 653220	1				2
	 90° 653221		1			2
	 653218			1		2
	 0° 653185	1			2	
	 90° 653186		1		2	
	 653188			1	2	
	 0° 653189	1			1	1
	 90° 653190		1		1	1
	 653191			1	1	1

# Structural Hinges Assemblies

## 0° PIVOT HINGE



ITEM#	SERIES	NUB (QTY)	ARM (QTY)	A	B	C	D	E	F
653120	10	653116 (1)	653119 (2)	3.000"	1.000"	1.000"	3.000"	1.000"	1.626"
653220	15	653213 (1)	653219 (2)	4.500"	1.500"	1.500"	4.500"	1.500"	2.315"

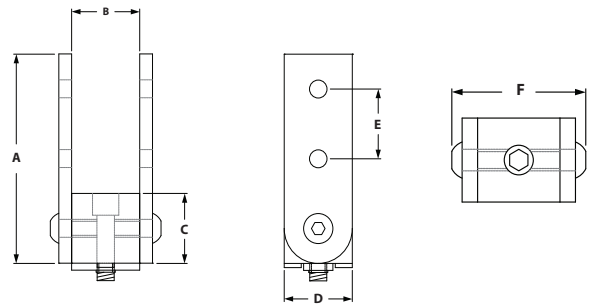
### INCLUDED FASTENERS

NUB TO EXTRUSION				ARMS TO NUB		
SERIES	ITEM#	QTY	DESCRIPTION	ITEM#	QTY	DESCRIPTION
10	651119	1	SHCS & tnut	651136	2	1/4-20 x 1/2" FBHSCS
15	651487	1	SHCS & tnut	651134	2	5/16-18 x 11/16" FBHSCS

### RECOMMENDED FASTENERS (ARM TO EXTRUSION)

ITEM#	SERIES	QTY	BOLT	TNUT TYPE
651130	10	4	1/4-20 x 1/2" FBHSCS	Economy
651129	15	4	5/16-18 x 11/16" FBHSCS	Economy

## 90° PIVOT HINGE



ITEM#	SERIES	NUB (QTY)	ARM (QTY)	A	B	C	D	E	F
653121	10	653117 (1)	653119 (2)	3.000"	1.000"	1.000"	3.000"	1.000"	1.626"
653221	15	653214 (1)	653219 (2)	4.500"	1.500"	1.500"	4.500"	1.500"	2.315"

### INCLUDED FASTENERS

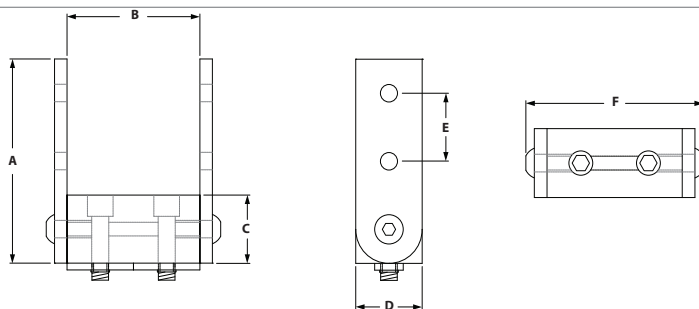
NUB TO EXTRUSION				ARMS TO NUB		
SERIES	ITEM#	QTY	DESCRIPTION	ITEM#	QTY	DESCRIPTION
10	651119	1	SHCS & tnut	651136	2	1/4-20 x 1/2" FBHSCS
15	651487	1	SHCS & tnut	651134	2	5/16-18 x 11/16" FBHSCS

### RECOMMENDED FASTENERS (ARM TO EXTRUSION)

ITEM#	SERIES	QTY	BOLT	TNUT TYPE
651130	10	4	1/4-20 x 1/2" FBHSCS	Economy
651129	15	4	5/16-18 x 11/16" FBHSCS	Economy



## UNIVERSAL PIVOT HINGE



ITEM#	SERIES	NUB (QTY)	ARM (QTY)	A	B	C	D	E	F
653118	10	653115 (1)	653119 (2)	3.000"	2.000"	1.000"	1.000"	1.000"	2.626"
653218	15	653212 (1)	653219 (2)	4.500"	3.000"	1.500"	1.500"	1.500"	3.310"

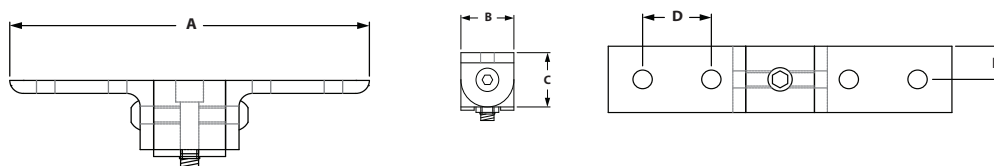
### INCLUDED FASTENERS

NUB TO EXTRUSION				ARMS TO NUB		
SERIES	ITEM#	QTY	DESCRIPTION	ITEM#	QTY	DESCRIPTION
10	651119	2	SHCS & tnut	651136	2	1/4-20 x 1/2" FBHSCS
15	651487	2	SHCS & tnut	651134	2	5/16-18 x 11/16" FBHSCS

### RECOMMENDED FASTENERS (ARM TO EXTRUSION)

ITEM#	SERIES	QTY	BOLT	TNUT TYPE
651130	10	4	1/4-20 x 1/2" FBHSCS	Economy
651129	15	4	5/16-18 x 11/16" FBHSCS	Economy

## 0° "L" ARM PIVOT HINGE



ITEM#	SERIES	NUB (QTY)	ARM (QTY)	A	B	C	D	E
653087	10	653116 (1)	653083 (2)	5.000"	1.000"	1.000"	1.000"	.500"
653185	15	653213 (1)	653181 (2)	7.500"	1.500"	1.500"	1.500"	.750"

### INCLUDED FASTENERS

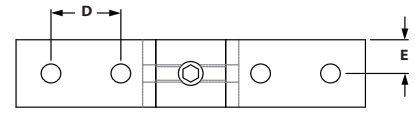
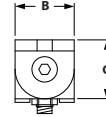
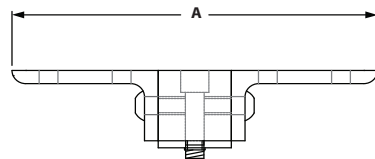
NUB TO EXTRUSION				ARMS TO NUB		
SERIES	ITEM#	QTY	DESCRIPTION	ITEM#	QTY	DESCRIPTION
10	651119	1	SHCS & tnut	651136	2	1/4-20 x 1/2" FBHSCS
15	651487	1	SHCS & tnut	651134	2	5/16-18 x 11/16" FBHSCS

### RECOMMENDED FASTENERS (ARM TO EXTRUSION)

ITEM#	SERIES	QTY	BOLT	TNUT TYPE
651130	10	4	1/4-20 x 1/2" FBHSCS	Economy
651129	15	4	5/16-18 x 11/16" FBHSCS	Economy

# Dynamic & Structural Hinges

## 90° "L" ARM PIVOT HINGE



ITEM#	SERIES	NUB (QTY)	ARM (QTY)	A	B	C	D	E
653088	10	653117 (1)	653083 (2)	5.000"	1.000"	1.000"	1.000"	.500"
653186	15	653214 (1)	653181 (2)	7.500"	1.500"	1.500"	1.500"	.750"

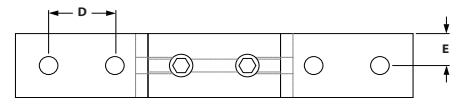
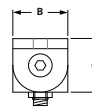
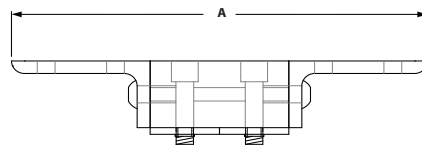
### INCLUDED FASTENERS

NUB TO EXTRUSION				ARMS TO NUB		
SERIES	ITEM#	QTY	DESCRIPTION	ITEM#	QTY	DESCRIPTION
10	651119	1	SHCS & tnut	651136	2	1/4-20 x 1/2" FBHSCS
15	651487	1	SHCS & tnut	651134	2	5/16-18 x 11/16" FBHSCS

### RECOMMENDED FASTENERS (ARM TO EXTRUSION)

ITEM#	SERIES	QTY	BOLT	TNUT TYPE
651130	10	4	1/4-20 x 1/2" FBHSCS	Economy
651129	15	4	5/16-18 x 11/16" FBHSCS	Economy

## UNIVERSAL "L" ARM PIVOT HINGE



ITEM#	SERIES	NUB (QTY)	ARM (QTY)	A	B	C	D	E
653090	10	653115 (1)	653083 (2)	6.000"	1.000"	1.000"	1.000"	.500"
653188	15	653212 (1)	653181 (2)	9.000"	1.500"	1.500"	1.500"	.750"

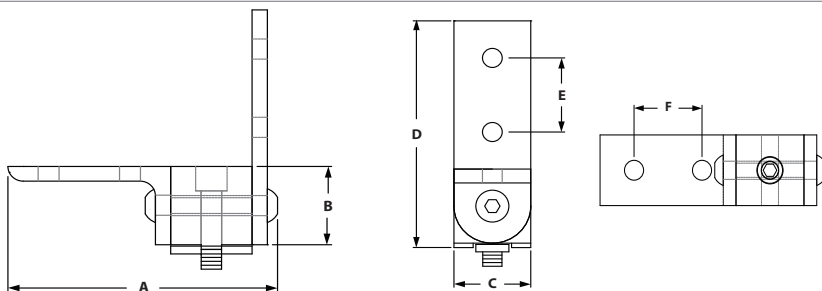
### INCLUDED FASTENERS

NUB TO EXTRUSION				ARMS TO NUB		
SERIES	ITEM#	QTY	DESCRIPTION	ITEM#	QTY	DESCRIPTION
10	651119	2	SHCS & tnut	651136	2	1/4-20 x 1/2" FBHSCS
15	651487	2	SHCS & tnut	651134	2	5/16-18 x 11/16" FBHSCS

### RECOMMENDED FASTENERS (ARM TO EXTRUSION)

ITEM#	SERIES	QTY	BOLT	TNUT TYPE
651130	10	4	1/4-20 x 1/2" FBHSCS	Economy
651129	15	4	5/16-18 x 11/16" FBHSCS	Economy

### 0° "L" ARM and STRAIGHT ARM PIVOT HINGE



ITEM#	SERIES	NUB (QTY)	ARM (QTY)	A	B	C	D	E	F
653189	15	653213 (1)	653181 (1), 653219 (1)	4.900"	1.500"	1.500"	4.500"	1.000"	1.500"

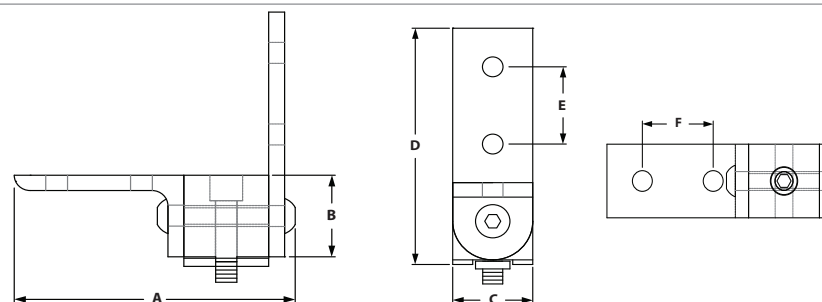
#### INCLUDED FASTENERS

NUB TO EXTRUSION				ARMS TO NUB		
SERIES	ITEM#	QTY	DESCRIPTION	ITEM#	QTY	DESCRIPTION
15	651487	1	SHCS & tnut	651134	2	5/16-18 x 11/16" FBHSCS

#### RECOMMENDED FASTENERS (ARM TO EXTRUSION)

ITEM#	SERIES	QTY	BOLT	TNUT TYPE
651129	15	4	5/16-18 x 11/16" FBHSCS	Economy

### 90° "L" ARM and STRAIGHT ARM PIVOT HINGE



ITEM#	SERIES	NUB (QTY)	ARM (QTY)	A	B	C	D	E	F
653190	15	653214 (1)	653181 (1), 653219 (1)	4.900"	1.500"	1.500"	4.500"	1.000"	1.500"

#### INCLUDED FASTENERS

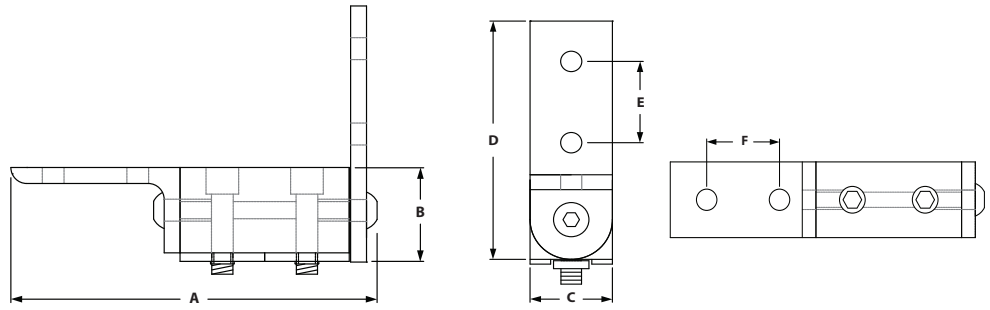
NUB TO EXTRUSION				ARMS TO NUB		
SERIES	ITEM#	QTY	DESCRIPTION	ITEM#	QTY	DESCRIPTION
15	651487	1	SHCS & tnut	651134	2	5/16-18 x 11/16" FBHSCS

#### RECOMMENDED FASTENERS (ARM TO EXTRUSION)

ITEM#	SERIES	QTY	BOLT	TNUT TYPE
651129	15	4	5/16-18 x 11/16" FBHSCS	Economy

# Dynamic & Structural Hinges

## UNIVERSAL "L" ARM and STRAIGHT ARM PIVOT HINGE



ITEM#	SERIES	NUB (QTY)	ARM (QTY)	A	B	C	D	E	F
653191	15	653212 (1)	653181 (1), 653219 (1)	6.400"	1.500"	1.500"	4.500"	1.000"	1.500"

### INCLUDED FASTENERS

NUB TO EXTRUSION				ARMS TO NUB		
SERIES	ITEM#	QTY	DESCRIPTION	ITEM#	QTY	DESCRIPTION
15	651487	1	SHCS & tnut	651134	2	5/16-18 x 11/16" FBHSCS

### RECOMMENDED FASTENERS (ARM TO EXTRUSION)

ITEM#	SERIES	QTY	BOLT	TNUT TYPE
651129	15	4	5/16-18 x 11/16" FBHSCS	Economy



# CONTENT

## 06 TSLOTS Panels

Plastic Panels . . . . .	188-191
PVC Coated Wire Mesh . . . . .	191
Area Calculator Matrix . . . . .	192
Panel Mount Blocks & Brackets . . . . .	193-194
Panel Retainers . . . . .	195-196
Mesh Panel Retainers . . . . .	197-198
Backing Plates . . . . .	199
Mesh Panel Retainer Assemblies . . . . .	200
Panel Stiffener & Gaskets . . . . .	201-203
Glass Panel Clamp . . . . .	202-204
Slatwall Panels . . . . .	205

## 06 PANELS FRACTIONAL

# TSLOTS Panels

## ACRYLIC PANELS



- *Lightweight*
- *Weather resistant*
- *High optical clarity*
- *Great for displays or Partitions*

ITEM#	COLOR	MATERIAL	THICKNESS	STOCK SIZE
655424	Clear	Acrylic	.236"	4' x 8' +.250"/-0
655425	Clear	Acrylic	.177"	4' x 8' +.250"/-0
655426	White	Acrylic	.236"	4' x 8' +.250"/-0
655427	White	Acrylic	.177"	4' x 8' +.250"/-0
655428	Black	Acrylic	.236"	4' x 8' +.250"/-0
655429	Black	Acrylic	.177"	4' x 8' +.250"/-0
655430	Bronze	Acrylic	.236"	4' x 8' +.250"/-0
655431	Bronze	Acrylic	.177"	4' x 8' +.250"/-0

## POLYCARBONATE PANELS




- *High durability and impact resistance*
- *High optical clarity*
- *Highly machinable*
- *Great for enclosures, guarding, or safety applications*

ITEM#	COLOR	MATERIAL	THICKNESS	STOCK SIZE
655432	Clear	Polycarbonate	.236"	4' x 8' +.250"/-0
655433	Clear	Polycarbonate	.177"	4' x 8' +.250"/-0
682883	Clear	Polycarbonate	.375"	4' x 8' +.250"/-0
682884	Clear	Polycarbonate	.500"	4' x 8' +.250"/-0
655448	Gray	Polycarbonate	.236"	4' x 8' +.250"/-0
655449	Gray	Polycarbonate	.177"	4' x 8' +.250"/-0
655434	Bronze	Polycarbonate	.236"	4' x 8' +.250"/-0
655435	Bronze	Polycarbonate	.177"	4' x 8' +.250"/-0

- *Machining Service – Panel Cut to Size 660062 & 660063*
- *Panels are ordered by the sq. ft.*
- *For custom panels contact Tslots. See page 4 for information*




## HDPE PANELS



- Textured on both sides
- Impact and corrosion resistant
- Highly machinable
- Great for enclosures, guarding, or safety applications

ITEM#	COLOR	MATERIAL	THICKNESS	STOCK SIZE
655690	Black	HDPE	.236"	4' x 8' +.250"/-0
655691	Blue	HDPE	.236"	4' x 8' +.250"/-0
655695	Red	HDPE	.236"	4' x 8' +.250"/-0

## HAIRCELL ABS PANELS



- One smooth side and one textured side
- Impact resistant
- Highly machinable
- Great for workstations and partitions

ITEM#	COLOR	MATERIAL	THICKNESS	STOCK SIZE
655436	Black	Haircell ABS	.236"	4' x 8' +.250"/-0
655437	Black	Haircell ABS	.177"	4' x 8' +.250"/-0

- Machining Service – Panel Cut to Size 660062 & 660063
- Panels are ordered by the sq. ft.
- For custom panels contact Tslots. See page 4 for information

# TSLOTS Panels

## EXPANDED PVC PANELS



- Chemical and weather resistant
- Lightweight
- Highly machinable
- Great for displays and partitions

ITEM#	COLOR	MATERIAL	THICKNESS	STOCK SIZE
655440	Black	Expanded PVC	.236"	4' x 8' +.250"/-0
655441	Black	Expanded PVC	.118"	4' x 8' +.250"/-0
655442	Red	Expanded PVC	.236"	4' x 8' +.250"/-0
655443	Red	Expanded PVC	.118"	4' x 8' +.250"/-0
655444	Blue	Expanded PVC	.236"	4' x 8' +.250"/-0
655445	Blue	Expanded PVC	.118"	4' x 8' +.250"/-0
655446	Gray	Expanded PVC	.236"	4' x 8' +.250"/-0
655447	Gray	Expanded PVC	.118"	4' x 8' +.250"/-0
655438	White	Expanded PVC	.236"	4' x 8' +.250"/-0
655439	White	Expanded PVC	.118"	4' x 8' +.250"/-0
682882	Clear	PVC	.236"	4' x 8' +.250"/-0
655450	Yellow	Expanded PVC	.236"	4' x 8' +.250"/-0
655451	Yellow	Expanded PVC	.118"	4' x 8' +.250"/-0

## ALUMALITE PANELS



- Weather resistant
- High durability
- Lightweight alternative to solid aluminum plate
- Great for workstations, enclosures, or displays

ITEM#	COLOR	MATERIAL	THICKNESS	STOCK SIZE
655452	Blue	Alupalite	.236"	4' x 8' +.250"/-0
655454	Silver	Alupalite	.236"	4' x 8' +.250"/-0

- Machining Service – Panel Cut to Size 660062 & 660063
- Panels are ordered by the sq. ft.
- For custom panels contact Tslots. See page 4 for information

## ALUCOBOND PANELS



- Weather resistant
- High durability
- Lightweight alternative to solid aluminum plate
- Great for workstations, enclosures, or displays
- Platinum only on one side
- Aluminum sheets separated by thermoplastic core

ITEM#	COLOR	MATERIAL	THICKNESS	STOCK SIZE
655457	Platinum	Alucobond	.157"	4' x 8' +.250"/-0

## DIE BOND PANELS



- Weather resistant
- High durability
- Lightweight alternative to solid aluminum plate
- Great for workstations, enclosures, or displays
- White on one side and black on the other side

ITEM#	COLOR	MATERIAL	THICKNESS	STOCK SIZE
655857	White/Black	Diebond	.118"	4' x 8' +.250"/-0

## WIRE MESH



- Great for workstations, enclosures, or displays
- See page 471 for cutting
- Use calculation matrix on page 190 to measure area


ITEM#	SIZE	COLOR	MATERIAL	GAUGE	OVERALL THICKNESS	STOCK SIZE
655318	.5" x .5"	Black	PVC	16	.140"	4' x 8' +.250"/-0
655319	.5" x .5"	Yellow	PVC	16	.140"	4' x 8' +.250"/-0
655316	1" x 1"	Black	PVC	12	.210"	4' x 8' +.250"/-0
655317	1" x 1"	Yellow	PVC	12	.210"	4' x 8' +.250"/-0
655818	2" x 2"	Black	PVC	12	.210"	4' x 8' +.250"/-0
655830	2" x 2"	Yellow	PVC	12	.210"	4' x 8' +.250"/-0

# TSLOTS Panel Hardware

## AREA CALCULATION MATRIX

### HOW TO USE THE MATRIX

- Round both length and width dimensions up to the next 6" increment
- Find the length and width along the top and side of area calculation matrix
- Find the area in square feet at the intersection of the length and width matrix

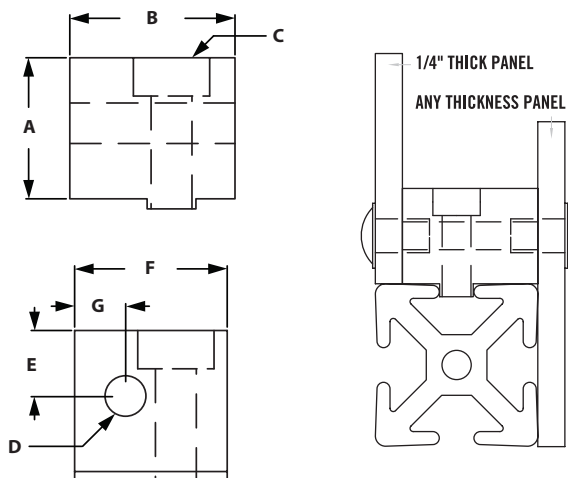


		WIDTH									
		6"	12"	18"	24"	30"	36"	42"	48"	54"	60"
LENGTH	6"	0.25	0.50	0.75	1.00	1.25	1.50	1.75	2.00	2.25	2.50
	12"	0.50	1.00	1.50	2.00	2.50	3.00	3.50	4.00	4.50	5.00
	18"	0.75	1.50	2.25	3.00	3.75	4.50	5.25	6.00	6.75	7.50
	24"	1.00	2.00	3.00	4.00	5.00	6.00	7.00	8.00	9.00	10.00
	30"	1.25	2.50	3.75	5.00	6.25	7.50	8.75	10.00	11.25	12.50
	36"	1.50	3.00	4.50	6.00	7.50	9.00	10.50	12.00	13.50	15.00
	42"	1.75	3.50	5.25	7.00	8.75	10.50	12.25	14.00	15.75	17.50
	48"	2.00	4.00	6.00	8.00	10.00	12.00	14.00	16.00	18.00	20.00
	54"	2.25	4.50	6.75	9.00	11.25	13.50	15.75	18.00	20.25	22.50
	60"	2.50	5.00	7.50	10.00	12.50	15.00	17.50	20.00	22.50	25.00
	66"	2.75	5.50	8.25	11.00	13.75	16.50	19.25	22.00	24.75	27.50
	72"	3.00	6.00	9.00	12.00	15.00	18.00	21.00	24.00	27.00	30.00
	78"	3.25	6.50	9.75	13.00	16.25	19.50	22.75	26.00	29.25	32.50
	84"	3.50	7.00	10.50	14.00	17.50	21.00	24.50	28.00	31.50	35.00
	90"	3.75	7.50	11.25	15.00	18.75	22.50	26.25	30.00	33.75	37.50
	96"	4.00	8.00	12.00	16.00	20.00	24.00	28.00	32.00	36.00	40.00
	102"	4.25	8.50	12.75	17.00	21.25	25.50	29.75	34.00	38.25	42.50
108"	4.50	9.00	13.50	18.00	22.50	27.00	31.50	36.00	40.50	45.00	

## PANEL MOUNT BLOCK



- Allows you to mount panel flush or offset with extrusion
- Simplifies adding or removing panels
- Drilling panel required
- Fasteners for mounting to extrusion included



ITEM#	SERIES	FINISH	A	B	C	D	E	F	G
655288	10	Clear	.700"	.812"	10-32 SHCS	1/4-20 Tap	.325"	.750"	.250"
655286	15	Clear	.875"	1.250"	1/4-20 SHCS	5/16-18 Tap	.440"	1.000"	.390"
654286	15	Black	.875"	1.250"	1/4-20 SHCS	5/16-18 Tap	.440"	1.000"	.390"

### INCLUDED FASTENERS

ITEM#	SERIES	QTY	DESCRIPTION
651017 & 651096	10	1	10-32 x 3/4" SHCS & 10-32 Economy Tnut
651029 & 651105	15	1	1/4-20 x 1" SHCS & 1/4-20 Economy Tnut

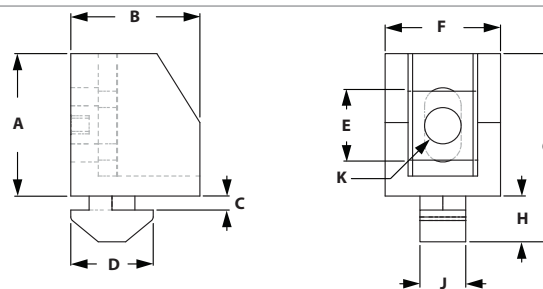
### RECOMMENDED FASTENERS (MOUNT TO PANEL)

ITEM#	SERIES	QTY	DESCRIPTION
651023	10	1	1/4-20 x 5/8" BHSCS
651053	15	1	5/16-18 3/4" BHSCS

## NYLON PANEL MOUNT BLOCK



- Panel inserts from the top then twists 90° to lock into place.
- Made of Black Nylon
- .5" offset from edge for hole placement of panel.



ITEM#	SERIES	A	B	C	D	E	F	G	H	J	K-THREAD
655681	15	.886"	.984"	.165"	.670"	.492"	.750"	1.339"	.354"	.236"	1/4-20

### INCLUDED FASTENERS

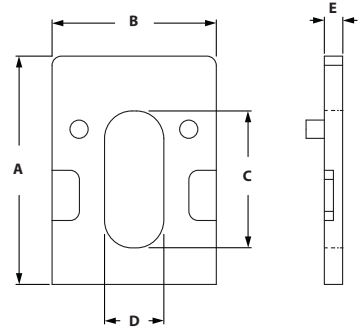
ITEM#	QTY	DESCRIPTION
671047	1	Uniblock Spacer
651462	1	1/4-20 x 1" BHSCS

# TSLOTS Panel Hardware

## UNIBLOCK SPACERS



- Work with panel mount block to increase thickness
- Allows for offset panel mounting
- Reduces movement and vibration

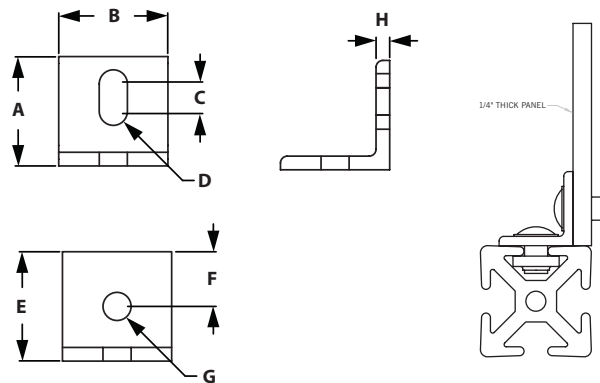


ITEM#	SERIES	A	B	C	D	E
671046	15	.984"	.728"	.590"	.256"	.118"
671047	15	.984"	.728"	.590"	.256"	.197"

## PANEL MOUNT BRACKET



- Lower cost alternative than Panel Mount Block
- Slotted hole makes alignment easy
- Drilling hole in panel required



ITEM#	SERIES	A	B	C	D	E	F	G	H
655289	10	1.000"	1.000"	.250"	.129"	1.000"	.500"	.257"	.125"
655291	15	1.000"	1.000"	.250"	.164"	1.000"	.500"	.328"	.125"

### RECOMMENDED FASTENERS (EXTRUSION SLOT)

ITEM#	SERIES	QTY	BOLT	TNUT
651166	10	1	1/4-20 x 3/8" FBHSCS	Economy
651128	15	1	5/16-18 x 1/2" FBHSCS	Economy

### RECOMMENDED FASTENERS (EXTRUSION END)

ITEM#	SERIES	QTY	BOLT	HEX NUT	WASHER
651002	10	1	1/4-20 x 3/4" FBHSCS	Yes	Yes
651210	15	1	5/16-18 x 1/2" FBHSCS	Yes	Yes

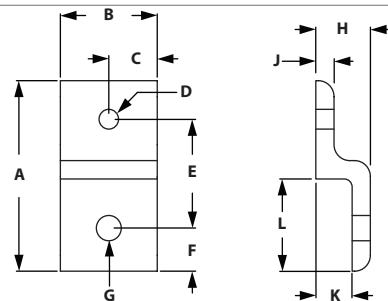
## SINGLE PANEL RETAINER



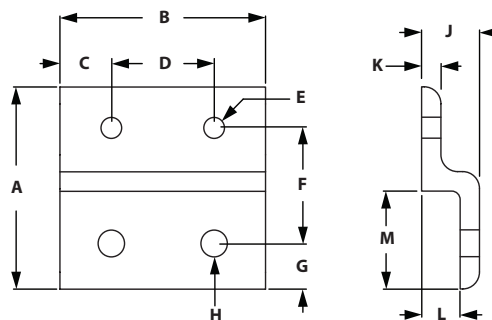
- Strongest way to retain panels
- Simplifies panel installation and removal
- Drilling panel required



SINGLE PANEL RETAINER



SINGLE PANEL RETAINER-WIDE



### SINGLE RETAINER

ITEM#	SERIES	A	B	C	D-TAP	E	F	G	H	J	K	L
655329	10	1.938"	1.000"	.500"	1/4-20	1.108"	.438"	.257"	.563"	.188"	.375"	.938"
655295	15	2.879"	1.500"	.750"	5/16-18	1.656"	.629"	.328"	.840"	.250"	.590"	1.379"

### SINGLE RETAINER WIDE

ITEM#	SERIES	A	B	C	D	E-TAP	F	G	H	J	K	L	M
655330	10	1.938"	2.000"	.500"	1.000"	1/4-20	1.108"	.438"	.257"	.563"	.188"	.375"	.938"
655294	15	2.879"	3.000"	.750"	1.500"	5/16-18	1.656"	.629"	.328"	.840"	.250"	.590"	1.379"

### RECOMMENDED FASTENERS (EXTRUSION SLOT)

ITEM#	SERIES	QTY	QTY FOR WIDE	BOLT	TNUT
651130	10	1	2	1/4-20 x 1/2" FBHSCS	Economy
651129	15	1	2	5/16-18 x 11/16" FBHSCS	Economy

### RECOMMENDED FASTENERS (FOR 1/4" PANEL)

ITEM#	SERIES	QTY	QTY FOR WIDE	BOLT
651169	10	1	2	1/4-20 x 3/8" FBHSCS
651135	15	1	2	5/16-18 x 1/2" FBHSCS

# TLOTS Panel Hardware

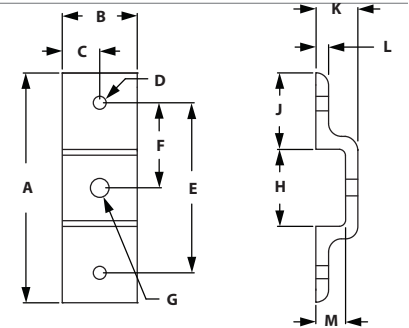
## DOUBLE PANEL RETAINER



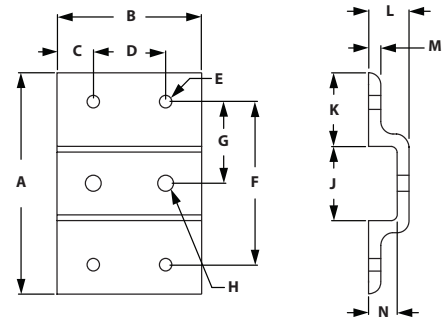
- Strongest way to retain panels
- Simplifies panel installation and removal



DOUBLE PANEL RETAINER



DOUBLE PANEL RETAINER-WIDE



### DOUBLE RETAINER

ITEM#	SERIES	A	B	C	D-TAP	E	F	G	H	J	K	L	M
655343	10	3.021"	1.000"	.500"	1/4-20	2.237"	1.118"	.257"	1.021"	1.000"	.563"	.188"	.375"
655345	15	4.523"	1.500"	.750"	5/16-18	3.335"	1.666"	.328"	1.523"	1.500"	.840"	.250"	.590"

### DOUBLE RETAINER WIDE

ITEM#	SERIES	A	B	C	D	E-TAP	F	G	H	J	K	L	M	N
655344	10	3.021"	2.000"	.500"	1.000"	1/4-20	2.237"	1.118"	.257"	1.021"	1.000"	.563"	.188"	.375"
655346	15	4.523"	3.000"	.750"	1.500"	5/16-18	3.335"	1.666"	.328"	1.523"	1.500"	.840"	.250"	.590"

### RECOMMENDED FASTENERS (EXTRUSION SLOT)


ITEM#	SERIES	QTY	QTY FOR WIDE	BOLT	TNUT
651130	10	1	2	1/4-20 x 1/2" FBHSCS	Economy
651129	15	1	2	5/16-18 x 11/16" FBHSCS	Economy

### RECOMMENDED FASTENERS (FOR 1/4" PANEL)

ITEM#	SERIES	QTY	QTY FOR WIDE	BOLT
651169	10	2	4	1/4-20 x 3/8" FBHSCS
651135	15	2	4	5/16-18 x 1/2" FBHSCS

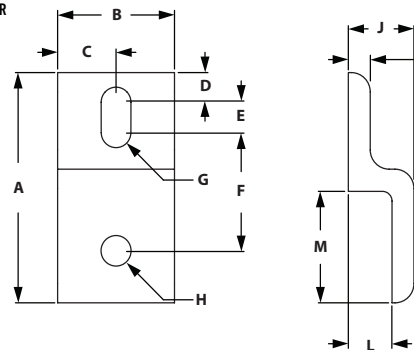


## MESH PANEL RETAINER

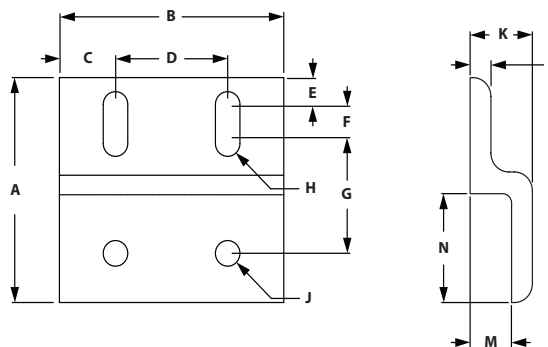


- Strongest way to retain wire mesh
- Prevents wire mesh from pushing out of T-Slot
- Simplifies installation and removal of wire mesh

MESH PANEL RETAINER



MESH PANEL RETAINER-WIDE



### SINGLE RETAINER

ITEM#	SERIES	A	B	C	D	E	F	G	H	J	K	L	M
655323	10	1.938"	1.000"	.500"	.250"	.375"	.875"	.255"	.255"	.563"	.188"	.375"	.938"
655293	15	2.879"	1.500"	.750"	.344"	.500"	1.406"	.328"	.328"	.840"	.250"	.590"	1.379"

### SINGLE RETAINER-WIDE

ITEM#	SERIES	A	B	C	D	E	F	G	H	J	K	L	M	N
655326	10	1.938"	2.000"	.500"	1.000"	.250"	.375"	.875"	.255"	.255"	.563"	.188"	.375"	.938"
655292	15	2.879"	3.000"	.750"	1.500"	.344"	.500"	1.406"	.328"	.328"	.840"	.250"	.590"	1.379"

### RECOMMENDED FASTENERS (EXTRUSION SLOT)

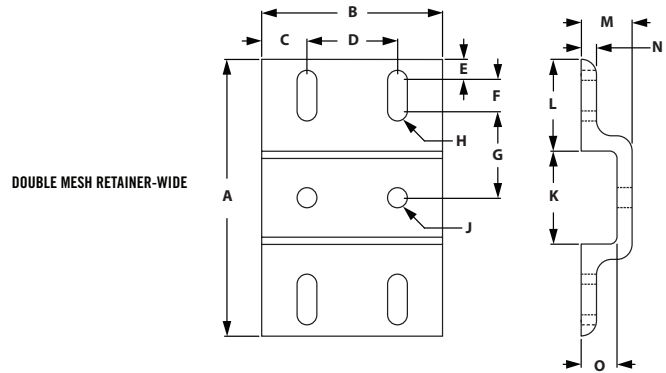
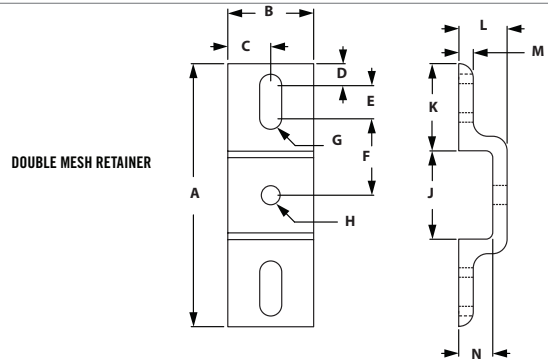
ITEM#	SERIES	QTY	QTY FOR WIDE	BOLT	TNUT
651130	10	1	2	1/4-20 x 1/2" FBHSCS	Economy
651129	15	1	2	5/16-18 x 11/16" FBHSCS	Economy

# TLOTS Panel Hardware

## DOUBLE MESH PANEL RETAINER



- Prevents panels from pushing out
- Simplifies installation and removal



### DOUBLE RETAINER

ITEM#	SERIES	A	B	C	D	E	F	G	H	J	K	L	M	N
655351	10	3.021"	1.000"	.500"	.250"	.375"	.855"	.257"	.257"	1.021"	1.000"	.563"	.188"	.375"
655347	15	4.523"	1.500"	.750"	.344"	.500"	1.416"	.328"	.328"	1.523"	1.500"	.840"	.250"	.590"

### DOUBLE RETAINER-WIDE

ITEM#	SERIES	A	B	C	D	E	F	G	H	J	K	L	M	N	O
655353	10	3.021"	2.000"	.500"	1.000"	.250"	.375"	.855"	.257"	.257"	1.021"	1.000"	.563"	.188"	.375"
655349	15	4.523"	3.000"	.750"	1.500"	.344"	.500"	1.416"	.328"	.328"	1.523"	1.500"	.840"	.250"	.590"

### RECOMMENDED FASTENERS (EXTRUSION SLOT)

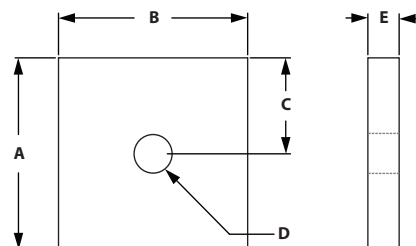
ITEM#	SERIES	QTY	QTY FOR WIDE	BOLT	TNUT
651130	10	1	2	1/4-20 x 1/2" FBHSCS	Economy
651129	15	1	2	5/16-18 x 11/16" FBHSCS	Economy

## BACKING PLATES

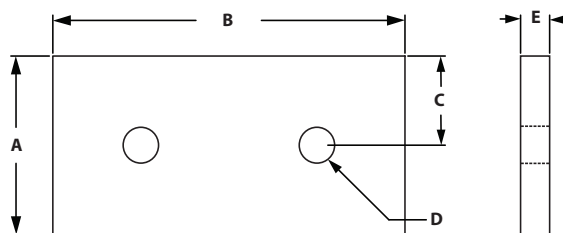


◦ Secures mesh panel retainers to the wire mesh

BACKING PLATE



BACKING PLATE-WIDE



### BACKING PLATES

ITEM#	SERIES	A	B	C	D-THREAD	E
655325	10	1.000"	1.000"	.500"	1/4-20	.188"
655299	15	1.500"	1.500"	.750"	5/16-18	.250"

### BACKING PLATES-WIDE

ITEM#	SERIES	A	B	C	D-THREAD	E
655328	10	1.000"	2.000"	.500"	1/4-20	.188"
655298	15	1.500"	3.000"	.750"	5/16-18	.250"

### RECOMMENDED FASTENERS (TO PANEL/MESH RETAINER)

ITEM#	SERIES	QTY	QTY FOR WIDE	QTY FOR DBL	QTY FOR DBL WIDE	BOLT
651023	10	1	2	2	4	1/4-20 x 5/8" BHSCS
651053	15	1	2	2	4	5/16-18 x 3/4" BHSCS

# Mesh Retainer Assemblies

## MESH PANEL RETAINERS ASSEMBLY



- Strongest way to retain wire mesh
  - Prevents wire mesh from pushing out of T-Slot
  - Simplifies installation and removal of wire mesh
- \*Fasteners for gauge wire included.*

### MESH PANEL RETAINERS ASSEMBLY

ITEM#	SERIES	RETAINER	QTY	BACKING PLATE	QTY	BOLT TO PLATE	QTY
655324	10	655323	1	655325	1	651023	1
655297	15	655293	1	655299	1	651053	1

### MESH PANEL RETAINERS ASSEMBLY - WIDE

ITEM#	SERIES	RETAINER	QTY	BACKING PLATE	QTY	BOLT TO PLATE	QTY
655327	10	655326	1	655328	1	651023	2
655296	15	655292	1	655298	1	651053	2

## DOUBLE MESH PANEL RETAINERS ASSEMBLY



- Prevents panels from pushing out
  - Simplifies installation and removal
- \*Fasteners for gauge wire included.*

### DOUBLE MESH PANEL RETAINERS ASSEMBLY

ITEM#	SERIES	RETAINER	QTY	BACKING PLATE	QTY	BOLT TO PLATE	QTY
655352	10	655351	1	655325	2	651023	2
655348	15	655347	1	655299	2	651053	2

### DOUBLE MESH PANEL RETAINERS ASSEMBLY - WIDE

ITEM#	SERIES	RETAINER	QTY	BACKING PLATE	QTY	BOLT TO PLATE	QTY
655354	10	655353	1	655328	2	651023	4
655350	15	655349	1	655298	2	651053	4

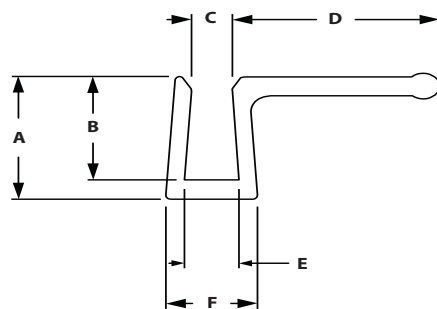
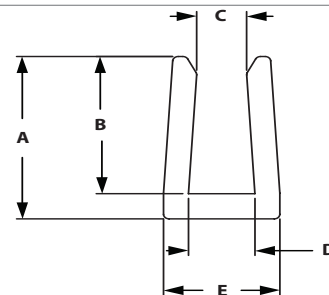
### RECOMMENDED FASTENERS (EXTRUSION SLOT)

ITEM#	SERIES	QTY	QTY FOR WIDE	BOLT	TNUT
651130	10	1	2	1/4-20 x 1/2" FBHSCS	Economy
651129	15	1	2	5/16-18 x 11/16" FBHSCS	Economy

## PANEL STIFFENER



◦ Increases the rigidity of 1/4" panels



ITEM#	SERIES	LENGTH	A	B	C	D	E
655285	15	72"	.710"	.600"	.181"	.240"	.420"

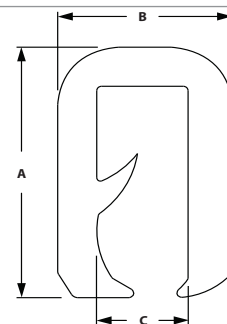
### WITH HANDLE

ITEM#	SERIES	LENGTH	A	B	C	D	E	F
655290	15	72"	.710"	.600"	.181"	.950"	.245"	.420"

## WIRE EDGE COVER



- Applied to the edge of wire mesh to prevent cuts
- Creates a clean and a safe guarding
- Sold by the foot



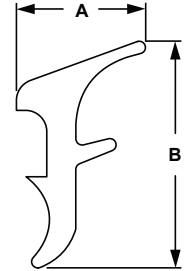
ITEM#	COLOR	MATERIAL	A	B	C
655312	Black	PVC/Aluminum	.545"	.357"	.187"

# TSLOTS Hardware

## RUBBER PANEL GASKET




- Place in slot to secure panels or mesh
- Can be easily placed in slot after panel or mesh has been placed
- Can be ordered by the foot or 150' roll

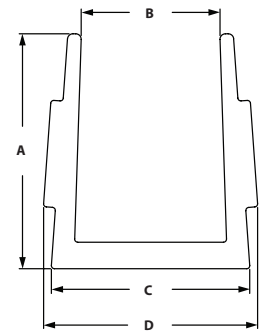


ITEM#	SERIES	SOLD	A	B
655111	10	Per Foot	.208"	.362"
655110	15	Per Foot	.311"	.547"
655113	10	Per 150' Roll	.208"	.362"
655112	15	Per 150' Roll	.311"	.547"

## ECONOMY PLASTIC PANEL GASKET



- 10 S economy gasket will accommodate 3/16" panels

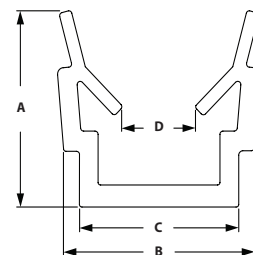


ITEM#	SERIES	LENGTH	MATERIAL	A	B	C	D
655639	10	96"	Polypropylene	.298"	.179"	.255"	.275"

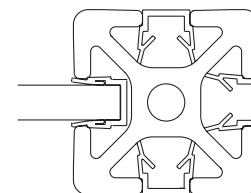
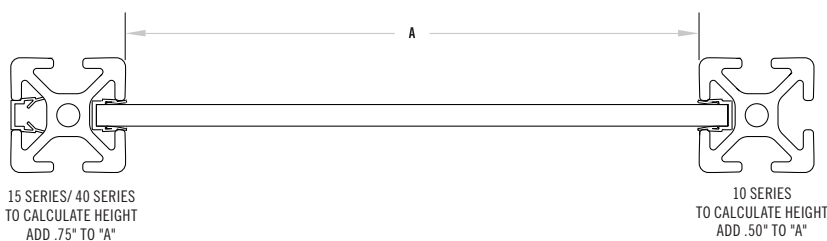
## DELUXE PLASTIC PANEL GASKET



- Recessed in slot to secure plastic panels
- The deluxe gasket can also be used as a slot cover
- 655827 only works with .236" (6mm) panels



ITEM#	SERIES	COLOR	LENGTH	MATERIAL	A	B	C	D
655827	15	Black	72"	PP	.472"	.370"	.315"	.197"
655760	15	Yellow	78" (2M)	PP	.433"	.355"	.323"	.197"
655761	15	Natural	78" (2M)	PP	.433"	.355"	.323"	.197"

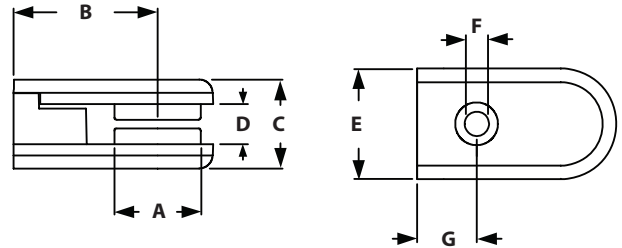


# TLOTS Hardware

## GLASS PANEL CLAMP



- Simple and easy way to secure panels
- Gripped pads increase the strength and protect panel
- For panels .079" - .375"
- Included fasteners- M5 x 16mm SHCS Bright Zinc (connect clamps together) and 5 rubber pads for panels



ITEM#	SERIES	A	B	C	D	E	F	G
671043	10/15	.768"	1.280"	.787"	.354"	.984"	.217"	.531"

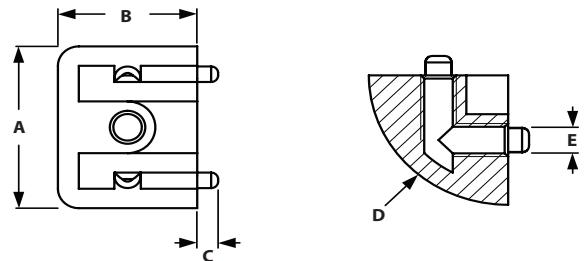
### RECOMMENDED FASTENERS

ITEM#	SERIES	QTY	DESCRIPTION
651781	10	1	10-32 x 1/2" SHCS & Drop-In Trnut
651053	15	1	10-32 x 5/8" SHCS & Drop-In Trnut

## GLASS PANEL CORNER CONNECTION



- To make corner connection with two panels using two glass panel clamps
- Die-cast zinc
- Included fasteners- 2 screws M5 x 12mm SHCS Bright Zinc



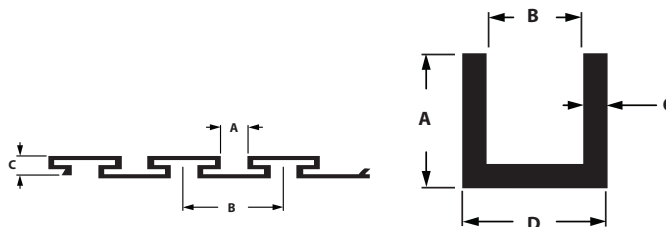
ITEM#	SERIES	A	B	C	D	E
671044	10/15	.985"	.787"	.118"	R20	M5



## SLATWALL PANELS AND U CHANNEL



- Custom size panels are available
- Round to the next full panel



ITEM#	DESCRIPTION	SERIES	LENGTH	A	B	C	D
599900	Slatwall Panel	10/15	12' 6"	.450"	1.500"	.495"	N/A
301901	U Channel	10/15	12'	.750"	.500"	.125"	.750"

### RECOMMENDED FASTENERS (FOR 10S EXTRUSION)

BOLT	QTY	DESCRIPTION
653273	1	10 to 15s 2 Hole Transition Strip
651130	1	1/4-20 x 1/2" FBHSCS & Econ Tnut
651129	1	5/16-18 x 11/16" FBHSCS & Econ Tnut

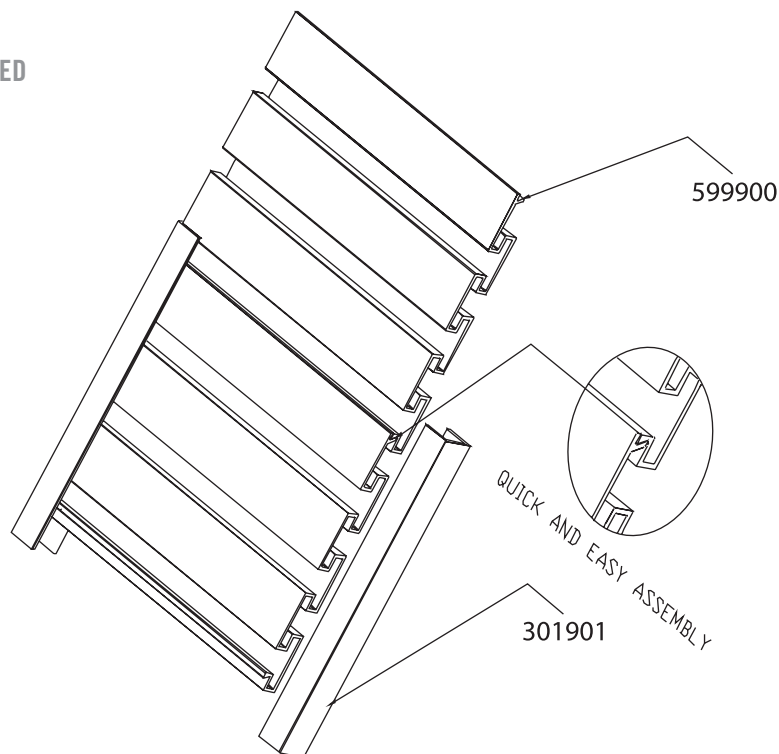
### RECOMMENDED FASTENERS (FOR 15S EXTRUSION)

BOLT	QTY	DESCRIPTION
653141	1	15s 2 Hole Joining Strip
651129	2	5/16-18 x 11/16" FBHSCS & Econ Tnut

### CALCULATION FORMULA FOR NUMBER OF PANELS NEEDED

(Desired Panel Height - 0.335)

4.6



# CONTENT

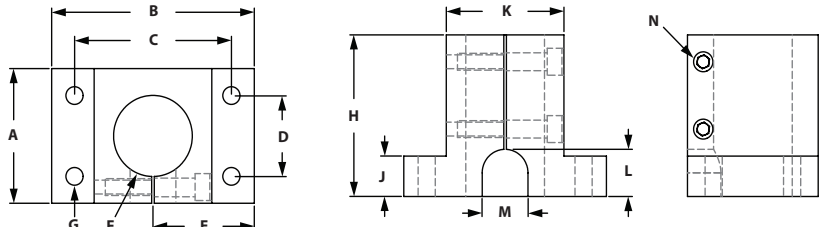
## 07 Stanchions

Single Shaft Base . . . . .	208
Double Shaft Base . . . . .	208
Single Shaft Plates . . . . .	209
Cross Clamp . . . . .	210
Single Shaft Mounting Block . . . . .	210
Single Horizontal Base . . . . .	211
Double Horizontal Base . . . . .	211
Quick Clamp . . . . .	212
Replacement Handle . . . . .	213

# 07 STANCHIONS FRACTIONAL

# Stanchions

## SINGLE SHAFT BASE



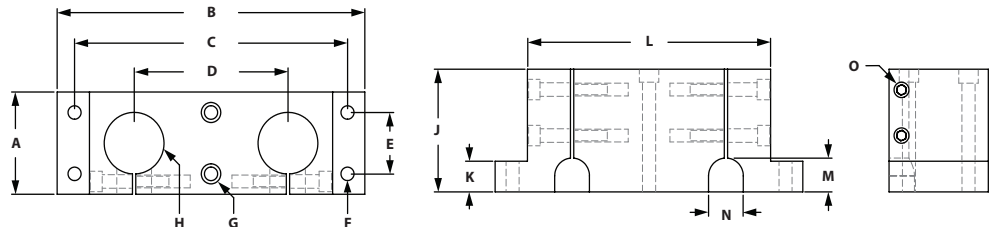
(INCLUDED BOLT)

ITEM#	SERIES	A	B	C	D	E	F	G	H	J	K	L	M	N
659012	10	2.125"	3.000"	2.250"	1.000"	1.500"	1.004"	.257"	2.500"	.500"	1.500"	.625"	.625"	1/4-20 SHCS
659013	15	2.125"	3.000"	2.250"	1.500"	1.500"	1.004"	.328"	2.500"	.500"	1.500"	.625"	.625"	1/4-20 SHCS
659016	15	2.500"	3.875"	3.000"	1.500"	1.937"	1.505"	.328"	3.000"	.750"	2.250"	.875"	.875"	5/16-18 SHCS
659018	15	3.500"	4.750"	3.750"	1.500"	2.375"	2.005"	.328"	3.500"	.750"	2.750"	.750"	1.250"	5/16-18 SHCS

### RECOMMENDED FASTENERS (EXTRUSION SLOT)

ITEM #	STANCHION	QTY	BOLT	T-NUT
651117	659012	4	1/4-20 x 3/4" SHCS	Economy
651205	659013	4	5/16-18 x 7/8" SHCS	Economy
651482	659016	4	5/16-18 x 1-1/4" SHCS	Economy
651482	659018	4	5/16-18 x 1-1/4" SHCS	Economy

## DOUBLE SHAFT BASE



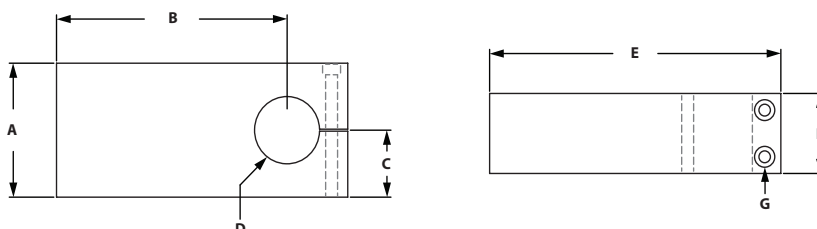
(INCLUDED BOLT)

ITEM#	SERIES	A	B	C	D	E	F	G	H	J	K	L	M	N	O
659014	10	2.000"	6.500"	5.750"	3.500"	1.000"	.257"	1/4-20 SHCS	1.004"	2.500"	.500"	5.000"	.625"	.620"	1/4-20 SHCS
659015	15	2.000"	6.500"	5.750"	3.500"	1.500"	.328"	5/16-18 SHCS	1.004"	2.500"	.500"	5.000"	.625"	.620"	1/4-20 SHCS
659017	15	2.500"	7.750"	6.875"	3.875"	1.500"	.328"	5/16-18 SHCS	1.505"	3.000"	.750"	6.125"	.825"	.875"	5/16-18 SHCS
659020	15	3.500"	9.500"	8.500"	4.750"	1.500"	.328"	5/16-18 SHCS	2.005"	3.500"	.750"	7.500"	.750"	1.250"	5/16-18 SHCS

### RECOMMENDED FASTENERS (EXTRUSION SLOT)

ITEM #	STANCHION	QTY	BOLT	T-NUT	ITEM #	QTY	BOLT	T-NUT
651117	659014	4	1/4-20 x 3/4" SHCS	Economy	651483	2	1/4-20 x 2-1/2 SHCS	Economy
651205	659015	4	5/16-18 x 7/8" SHCS	Economy	AND/OR 651484	2	5/16-18 x 2-1/2 SHCS	Economy
651482	659017	4	5/16-18 x 1-1/4" SHCS	Economy	651485	2	5/16-18 x 3 SHCS	Economy
651482	659020	4	5/16-18 x 1-1/4" SHCS	Economy	651486	2	5/16-18 x 3-1/2 SHCS	Economy

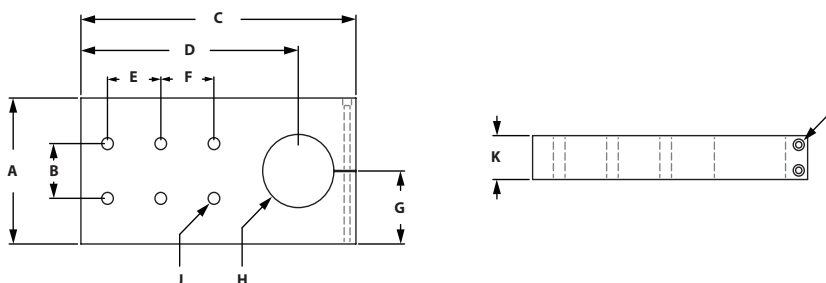
### SINGLE SHAFT BLANK MOUNTING PLATE



(INCLUDED BOLT)

ITEM#	SERIES	A	B	C	D	E	F	G
659023	10	2.000"	3.562"	1.000"	1.004"	4.500"	1.000"	1/4-20 SHCS
659026	15	3.000"	5.125"	1.500"	1.505"	6.500"	1.500"	5/16-18 SHCS
659028	15	4.000"	6.125"	2.000"	2.005"	7.750"	2.000"	5/16-18 SHCS

### SINGLE SHAFT PRE-DRILLED MOUNTING PLATE



(INCLUDED BOLT)

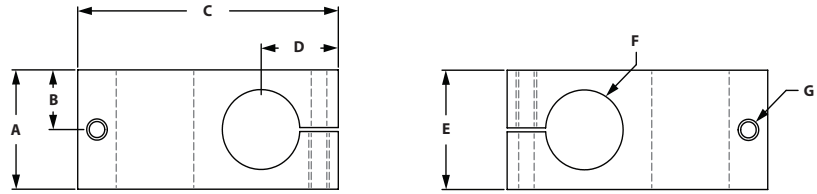
ITEM#	SERIES	A	B	C	D	E	F	G	H	J	K	L
659024	10	2.000"	1.000"	4.500"	3.560"	1.000"	N/A	1.000"	1.004"	4@ .257"	1.250"	1/4-20 SHCS
659025	15	2.000"	1.500"	4.500"	3.562"	1.500"	N/A	1.000"	1.004"	4@ .328"	1.250"	1/4-20 SHCS
659027	15	3.000"	1.500"	6.500"	5.125"	1.500"	N/A	1.500"	1.505"	4@ .328"	1.500"	5/16-18 SHCS
659029	15	4.000"	1.500"	7.750"	6.125"	1.500"	1.500"	2.000"	2.005"	6@ .328"	2.000"	5/16-18 SHCS

### RECOMMENDED FASTENERS (EXTRUSION SLOT)

ITEM #	STANCHION	QTY	BOLT	T-NUT
651121	659024	4	1/4-20 x 1-1/2" SHCS	Economy
651583	659025	4	5/16-18 x 1-3/4" SHCS	Economy
651584	659027	4	5/16-18 x 2" SHCS	Economy
651585	659029	6	5/16-18 x 2-1/2" SHCS	Economy

# Stanchions

## QUICK CROSS CLAMP STANCHIONS

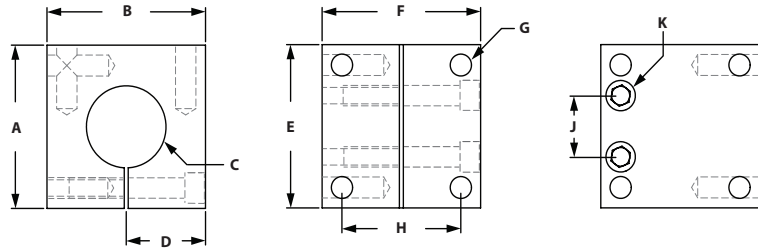


ITEM#	SERIES	A	B	C	D	E	F	G-TAP
659019	10/15	1.500"	.750"	3.375"	1.000"	1.500"	1.004"	1/4-20

### INCLUDED FASTENERS

ITEM #	QTY	DESCRIPTION
651649	2	Quick Clamp Stanchion Handle
699965	2	Washer

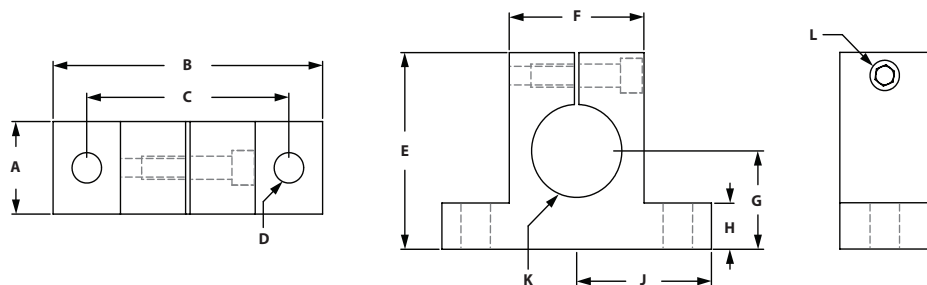
## SINGLE SHAFT MOUNTING BLOCK



ITEM#	SERIES	A	B	C	D	E	F	G-TAP	H	J	K
659030	15	2.000"	2.000"	1.004"	1.000"	2.000"	2.000"	5/16-18	1.500"	.750"	1/4-20 SHCS

(INCLUDED BOLT)

## SINGLE HORIZONTAL BASE



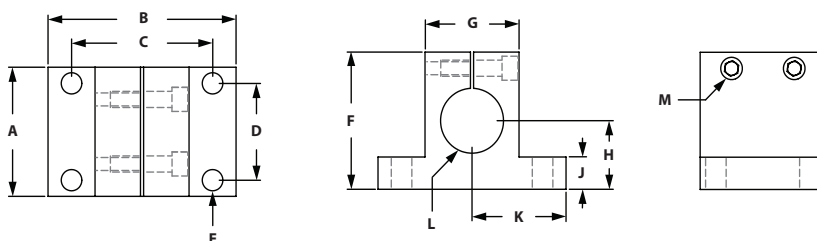
(INCLUDED BOLT)

ITEM#	SERIES	A	B	C	D	E	F	G	H	J	K	L
659044	10	1.000"	3.000"	2.250"	.257"	2.125"	1.500"	1.062"	.500"	1.500"	1.004"	1/4-20 SHCS
659045	15	1.000"	3.000"	2.250"	.328"	2.125"	1.500"	1.062"	.500"	1.500"	1.004"	1/4-20 SHCS
659046	15	1.250"	3.875"	3.000"	.328"	2.500"	2.250"	1.125"	.750"	1.937"	1.505"	5/16-18 SHCS
659047	15	1.500"	4.750"	3.750"	.328"	3.500"	2.750"	1.625"	1.000"	2.375"	2.005"	5/16-18 SHCS

### RECOMMENDED FASTENERS (EXTRUSION SLOT)

ITEM #	STANCHION	QTY	BOLT	T-NUT
651117	659044	2	1/4-20 x 3/4" SHCS	Economy
651205	659045	2	5/16-18 x 7/8" SHCS	Economy
651482	659046	2	5/16-18 x 1-1/4" SHCS	Economy
651487	659047	2	5/16-18 x 1-1/2" SHCS	Economy

## DOUBLE HORIZONTAL BASE



(INCLUDED BOLT)

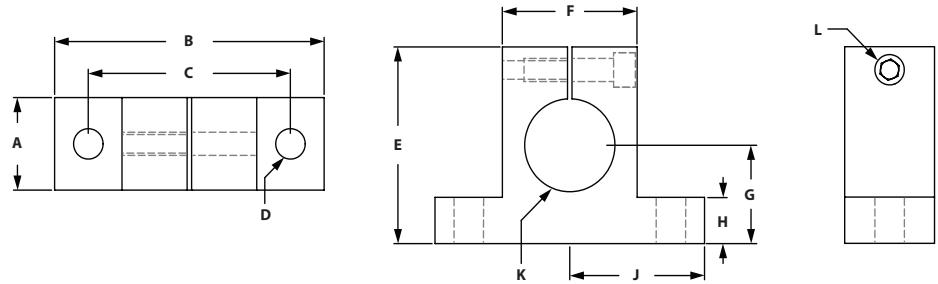
ITEM#	SERIES	A	B	C	D	E	F	G	H	J	K	L	M
659049	10	2.000"	3.000"	2.250"	1.000"	.257"	2.125"	1.500"	1.062"	.500"	1.500"	1.004"	1/4-20 SHCS
659050	15	2.000"	3.000"	2.250"	1.500"	.328"	2.125"	1.500"	1.062"	.500"	1.500"	1.004"	1/4-20 SHCS
659051	15	2.500"	3.875"	3.000"	1.500"	.328"	2.500"	2.250"	1.125"	.750"	1.937"	1.505"	5/16-18 SHCS
659052	15	3.500"	4.750"	3.750"	1.500"	.328"	3.500"	2.750"	1.625"	1.000"	2.375"	2.005"	5/16-18 SHCS

### RECOMMENDED FASTENERS (EXTRUSION SLOT)

ITEM #	STANCHION	QTY	BOLT	T-NUT
651117	659049	4	1/4-20 x 3/4" SHCS	Economy
651205	659050	4	5/16-18 x 7/8" SHCS	Economy
651482	659051	4	5/16-18 x 1-1/4" SHCS	Economy
651487	659052	4	5/16-18 x 1-1/2" SHCS	Economy

# Stanchions

## HORIZONTAL QUICK CLAMP



ITEM#	SERIES	A	B	C	D	E	F	G	H	J	K	L-TAP
659021	10	1.000"	3.000"	2.250"	.257"	2.125"	1.500"	1.062"	.500"	1.500"	1.004"	1/4-20
659022	15	1.000"	3.000"	2.250"	.328"	2.125"	1.500"	1.062"	.500"	1.500"	1.004"	1/4-20

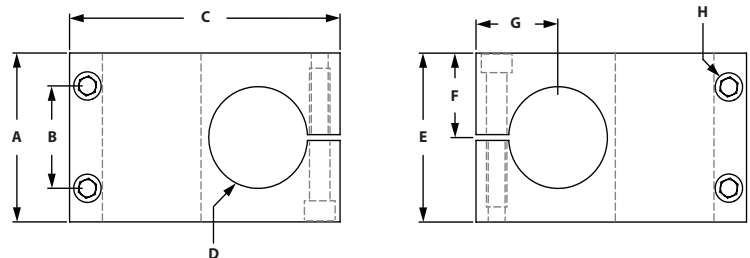

### INCLUDED FASTENERS

ITEM #	QTY	DESCRIPTION
651649	1	Quick Clamp Stanchion Handle
699965	1	Washer

### RECOMMENDED FASTENERS

ITEM #	STANCHION	QTY	BOLT	T-NUT
651117	659021	2	1/4-20 x 3/4" SHCS	Economy
651205	659022	2	5/16-18 x 7/8" SHCS	Economy

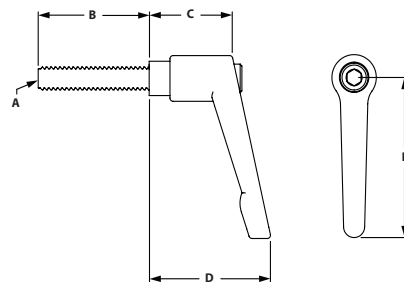
## STANCHIONS CROSS CLAMP



ITEM#	SERIES	A	B	C	D	E	F	G	K	(INCLUDED BOLT)
659031	15	2.000"	1.400"	3.125"	1.004"	2.000"	1.000"	1.000"	1/4-20 SHCS	
659033	15	2.500"	1.750"	4.125"	1.505"	2.500"	1.250"	1.250"	1/4-20 SHCS	
659035	15	3.500"	2.000"	5.500"	2.005"	3.500"	1.625"	1.750"	5/16-18 SHCS	



## REPLACEMENT HANDLES



ITEM#	SERIES	MATERIAL
651649	10/15	Black Nylon

A	B	C	D	E
1/4-20	1.250"	.938"	1.375"	1.750"

# CONTENT

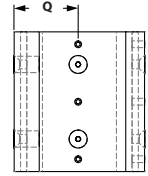
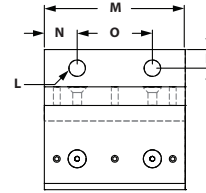
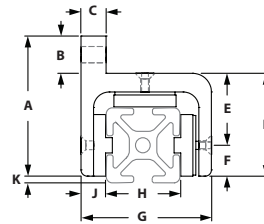
## 08 Linear Motion

Deluxe Bearings . . . . .	216-218
Economy Bearings . . . . .	219-221
Machining Services . . . . .	222
Bearing Load Ratings . . . . .	223
Linear Bearing Replacement Pads . . . . .	224-225
Brake Kits . . . . .	226-227
Roller Wheels . . . . .	228
Roller Wheel Bracket and Assemblies . . . . .	229-230

# 08 LINEAR MOTION FRACTIONAL

# Linear Motion

## DELUXE SINGLE FLANGE LINEAR BEARINGS - SHORT

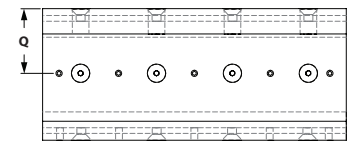
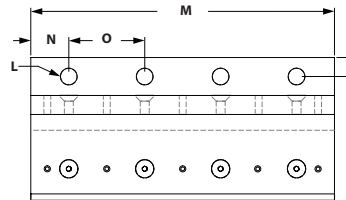
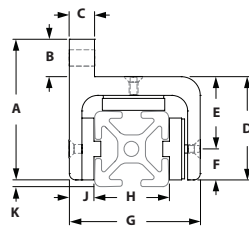


ITEM#	SERIES	A	B	C	D	E	F	G	H	J	K	L	M	N	O	P	Q
657055	10	2.160"	.750"	.312"	1.410"	1.007"	.403"	1.701"	1.000"	.306"	.097"	.257"	1.880"	.438"	1.000"	.375"	.831"
657092	15	2.818"	.750"	.500"	2.068"	1.440"	.620"	2.600"	1.500"	.490"	.130"	.328"	2.810"	.656"	1.500"	.375"	1.275"

### RECOMMENDED FASTENERS

ITEM #	SERIES	QTY	BOLT	T-NUT
651236	10	2	1/4-20 x 5/8" SHCS	Economy
651205	15	2	5/16-18 x 7/8" SHCS	Economy

## DELUXE SINGLE FLANGE LINEAR BEARINGS - LONG



ITEM#	SERIES	A	B	C	D	E	F	G	H	J	K	L	M	N	O	P	Q
657056	10	2.160"	.750"	.312"	1.410"	1.007"	.403"	1.701"	1.000"	.306"	.097"	.257"	4.000"	.500"	1.000"	.375"	.831"
657093	15	2.818"	.750"	.500"	2.068"	1.440"	.620"	2.600"	1.500"	.490"	.130"	.328"	6.000"	.750"	1.500"	.375"	1.275"

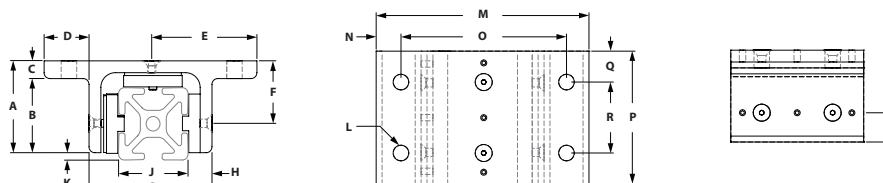
### RECOMMENDED FASTENERS

ITEM #	SERIES	QTY	BOLT	T-NUT
651236	10	4	1/4-20 x 5/8" SHCS	Economy
651205	15	4	5/16-18 x 7/8" SHCS	Economy

» See page 221 for Linear Bearing Assembly and Adjustment Instructions.

» See page 221 for recommended load ratings.

## DELUXE DOUBLE FLANGE SINGLE WIDE LINEAR BEARING - SHORT

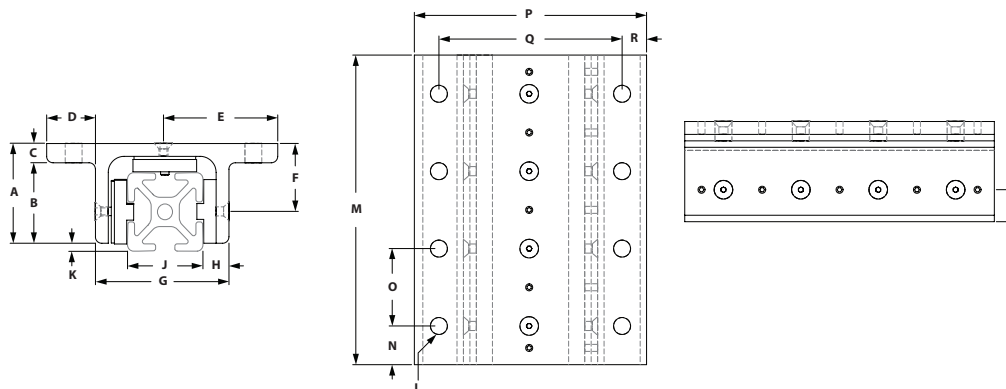


ITEM#	SERIES	A	B	C	D	E	F	G	H	J	K	L	M	N	O	P	Q	R	S
657059	10	1.316"	1.004"	.312"	.780"	1.610"	.913"	1.701"	.306"	1.000"	.097"	.257"	3.260"	.360"	2.500"	1.880"	.438"	1.000"	.403"
657097	15	1.943"	1.568"	.375"	.950"	2.225"	1.323"	2.600"	.490"	1.500"	.130"	.328"	4.500"	.475"	3.500"	2.810"	.656"	1.500"	.620"

### RECOMMENDED FASTENERS

ITEM #	SERIES	QTY	BOLT	T-NUT
651236	10	4	1/4-20 x 5/8" SHCS	Economy
651205	15	4	5/16-18 x 7/8" SHCS	Economy

## DELUXE DOUBLE FLANGE SINGLE WIDE LINEAR BEARING - LONG



ITEM#	SERIES	A	B	C	D	E	F	G	H	J	K	L	M	N	O	P	Q	R	S
657060	10	1.316"	1.004"	.312"	.780"	1.610"	.913"	1.701"	.306"	1.000"	.097"	.257"	4.000"	.500"	1.000"	3.260"	2.500"	.360"	.403"
657098	15	1.943"	1.568"	.375"	.950"	2.225"	1.323"	2.600"	.490"	1.500"	.130"	.328"	6.000"	.750"	1.500"	4.500"	3.500"	.475"	.620"

### RECOMMENDED FASTENERS

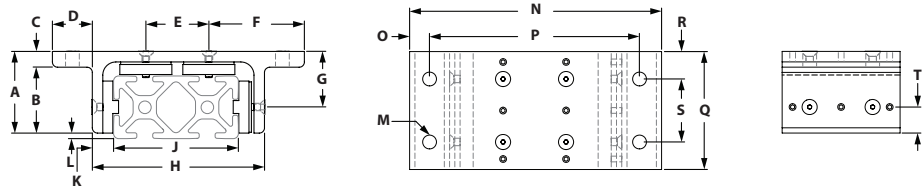
ITEM #	SERIES	QTY	BOLT	T-NUT
651236	10	8	1/4-20 x 5/8" SHCS	Economy
651205	15	8	5/16-18 x 7/8" SHCS	Economy

» See page 221 for Linear Bearing Assembly and Adjustment Instructions.

» See page 221 for recommended load ratings.

# Linear Motion

## DELUXE DOUBLE FLANGE DOUBLE WIDE LINEAR BEARING - SHORT

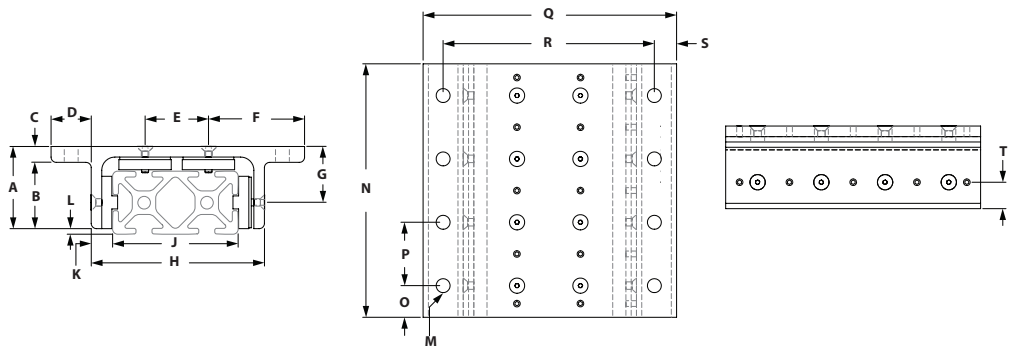


ITEM#	SERIES	A	B	C	D	E	F	G	H	J	K	L	M	N	O	P	Q	R	S	T
657057	10	1.316"	1.004"	.312"	.772"	1.000"	1.610"	.913"	2.707"	2.000"	.306"	.097"	.257"	4.250"	.360"	3.490"	1.880"	.438"	1.000"	.403"
657095	15	1.943"	1.568"	.375"	.950"	1.500"	2.250"	1.323"	4.100"	3.000"	.490"	.130"	.328"	6.000"	.475"	5.000"	2.810"	.656"	1.500"	.620"

### RECOMMENDED FASTENERS

ITEM #	SERIES	QTY	BOLT	T-NUT
651236	10	4	1/4-20 x 5/8" SHCS	Economy
651205	15	4	5/16-18 x 7/8" SHCS	Economy

## DELUXE DOUBLE FLANGE DOUBLE WIDE LINEAR BEARING - LONG



ITEM#	SERIES	A	B	C	D	E	F	G	H	J	K	L	M	N	O	P	Q	R	S	T
657058	10	1.316"	1.004"	.312"	.772"	1.000"	1.610"	.913"	2.707"	2.000"	.306"	.097"	.257"	4.000"	.438"	1.000"	4.250"	3.490"	.360"	.403"
657096	15	1.943"	1.568"	.375"	.950"	1.500"	2.250"	1.323"	4.100"	3.000"	.490"	.130"	.328"	6.000"	.750"	1.500"	6.000"	5.000"	.475"	.620"

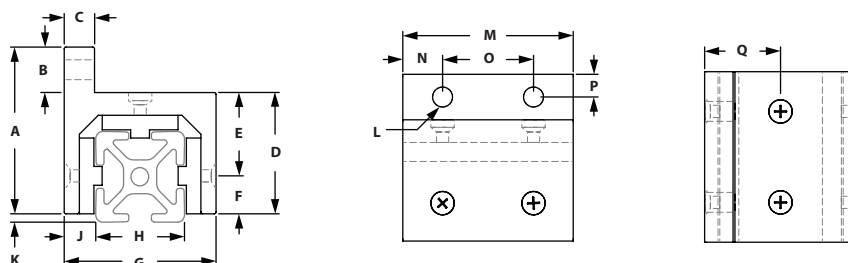
### RECOMMENDED FASTENERS

ITEM #	SERIES	QTY	BOLT	T-NUT
651236	10	8	1/4-20 x 5/8" SHCS	Economy
651205	15	8	5/16-18 x 7/8" SHCS	Economy

» See page 221 for Linear Bearing Assembly and Adjustment Instructions.

» See page 221 for recommended load ratings.

### ECONOMY SINGLE FLANGE LINEAR BEARINGS - SHORT

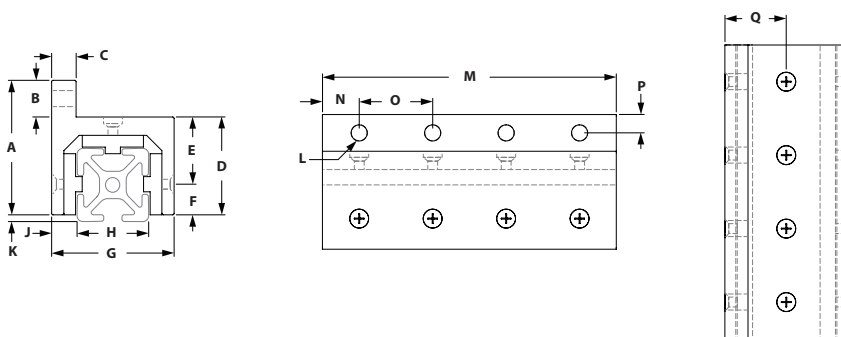


ITEM#	SERIES	A	B	C	D	E	F	G	H	J	K	L	M	N	O	P	Q
657150	10	1.968"	.656"	.312"	1.312"	.903"	.406"	1.625"	1.000"	.312"	.094"	.257"	1.875"	.438"	1.000"	.343"	.813"
657156	15	2.750"	.750"	.500"	2.000"	1.375"	.625"	2.500"	1.500"	.500"	.125"	.328"	2.812"	.656"	1.500"	.375"	1.250"

#### RECOMMENDED FASTENERS

ITEM #	SERIES	QTY	BOLT	T-NUT
651236	10	2	1/4-20 x 5/8" SHCS	Economy
651205	15	2	5/16-18 x 7/8" SHCS	Economy

### ECONOMY SINGLE FLANGE LINEAR BEARINGS - LONG



ITEM#	SERIES	A	B	C	D	E	F	G	H	J	K	L	M	N	O	P	Q
657151	10	1.968"	.656"	.312"	1.312"	.903"	.406"	1.625"	1.000"	.312"	.094"	.257"	4.000"	.500"	1.000"	.343"	.813"
657157	15	2.750"	.750"	.500"	2.000"	1.375"	.625"	2.500"	1.500"	.500"	.125"	.328"	6.000"	.750"	1.500"	.375"	1.250"

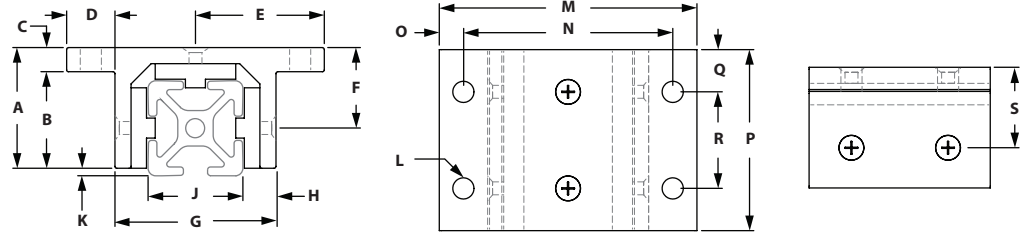
#### RECOMMENDED FASTENERS

ITEM #	SERIES	QTY	BOLT	T-NUT
651236	10	4	1/4-20 x 5/8" SHCS	Economy
651205	15	4	5/16-18 x 7/8" SHCS	Economy

» See page 221 for recommended load ratings.

# Linear Motion

## ECONOMY DOUBLE FLANGE SINGLE WIDE LINEAR BEARING - SHORT

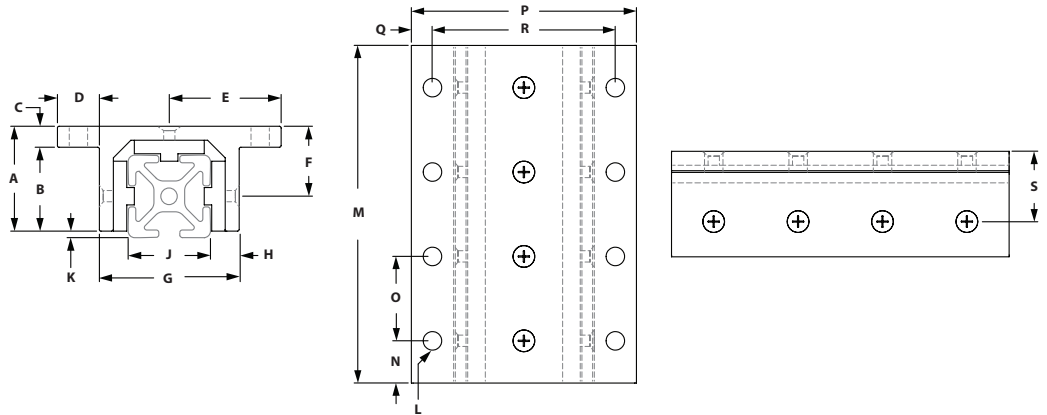


ITEM#	SERIES	A	B	C	D	E	F	G	H	J	K	L	M	N	O	P	Q	R	S
657152	10	1.218"	.906"	.312"	.656"	1.468"	.812"	1.625"	.312"	1.000"	.094"	2.937"	2.937"	2.250"	.343"	1.875"	.438"	1.000"	.812"
657148	15	1.875"	1.500"	.375"	.750"	1.250"	1.235"	2.500"	.500"	1.500"	.125"	4.000"	4.000"	3.250"	.375"	2.812"	.656"	1.500"	1.245"

### RECOMMENDED FASTENERS

ITEM #	SERIES	QTY	BOLT	T-NUT
651236	10	4	1/4-20 x 5/8" SHCS	Economy
651205	15	4	5/16-18 x 7/8" SHCS	Economy

## ECONOMY DOUBLE FLANGE SINGLE WIDE LINEAR BEARING - LONG



ITEM#	SERIES	A	B	C	D	E	F	G	H	J	K	L	M	N	O	P	Q	R	S
657153	10	1.218"	.906"	.312"	.656"	1.468"	.812"	1.625"	.312"	1.000"	.094"	.257"	4.000"	.500"	1.000"	2.937"	.343"	2.250"	.812"
657158	15	1.875"	1.500"	.375"	.750"	1.250"	1.235"	2.500"	.500"	1.500"	.125"	.328"	6.000"	.750"	1.500"	4.000"	.375"	3.250"	1.245"

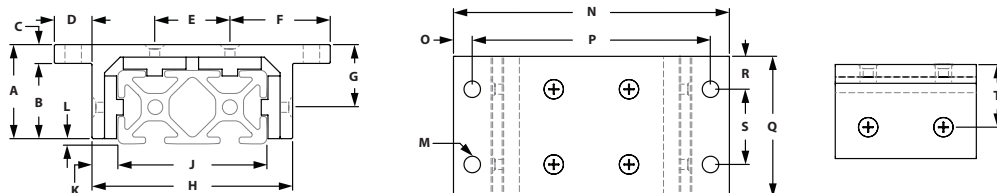
### RECOMMENDED FASTENERS

ITEM #	SERIES	QTY	BOLT	T-NUT
651236	10	8	1/4-20 x 5/8" SHCS	Economy
651205	15	8	5/16-18 x 7/8" SHCS	Economy

» See page 221 for recommended load ratings.



### ECONOMY DOUBLE FLANGE DOUBLE WIDE LINEAR BEARING - SHORT

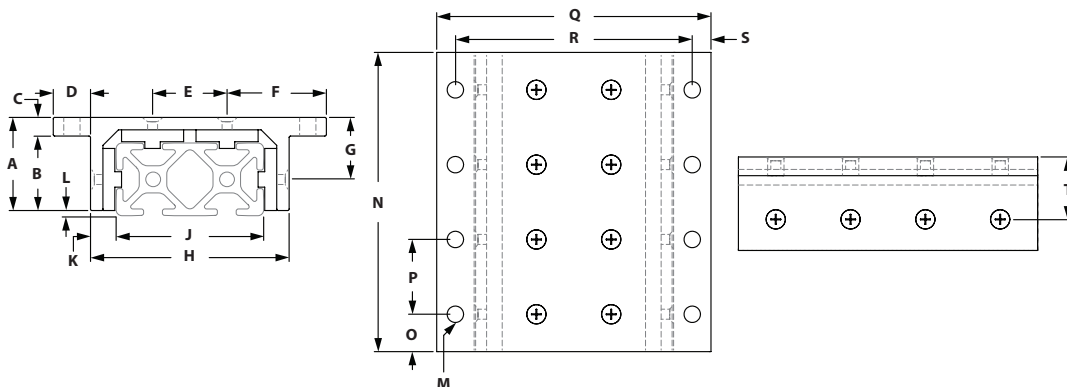


ITEM#	SERIES	A	B	C	D	E	F	G	H	J	K	L	M	N	O	P	Q	R	S	T
657154	10	1.218"	.906"	.312"	.656"	1.000"	1.468"	1.124"	2.630"	2.000"	.312"	.094"	.257"	3.937"	.343"	3.250"	1.875"	.437"	1.000"	.812"
657147	15	1.875"	1.500"	.375"	.750"	1.500"	2.000"	1.610"	4.000"	3.000"	.500"	.125"	.328"	5.500"	.375"	4.750"	2.812"	.656"	1.500"	1.245"

#### RECOMMENDED FASTENERS

ITEM #	SERIES	QTY	BOLT	T-NUT
651236	10	4	1/4-20 x 5/8" SHCS	Economy
651205	15	4	5/16-18 x 7/8" SHCS	Economy

### ECONOMY DOUBLE FLANGE DOUBLE WIDE LINEAR BEARING - LONG



ITEM#	SERIES	A	B	C	D	E	F	G	H	J	K	L	M	N	O	P	Q	R	S	T
657155	10	1.218"	.906"	.312"	.656"	1.000"	1.468"	1.124"	2.630"	2.000"	.312"	.094"	.257"	4.000"	.500"	1.000"	3.937"	3.250"	.343"	.812"
657149	15	1.875"	1.500"	.375"	.750"	1.500"	2.000"	1.610"	4.000"	3.000"	.500"	.125"	.328"	6.000"	.750"	1.500"	5.500"	4.750"	.375"	1.245"

#### RECOMMENDED FASTENERS

ITEM #	SERIES	QTY	BOLT	T-NUT
651236	10	8	1/4-20 x 5/8" SHCS	Economy
651205	15	8	5/16-18 x 7/8" SHCS	Economy

» See page 221 for recommended load ratings.

# Linear Motion

## LINEAR BEARING MACHINING SERVICES



» We recommend applying Linear Brake on the side without the set screw if possible.

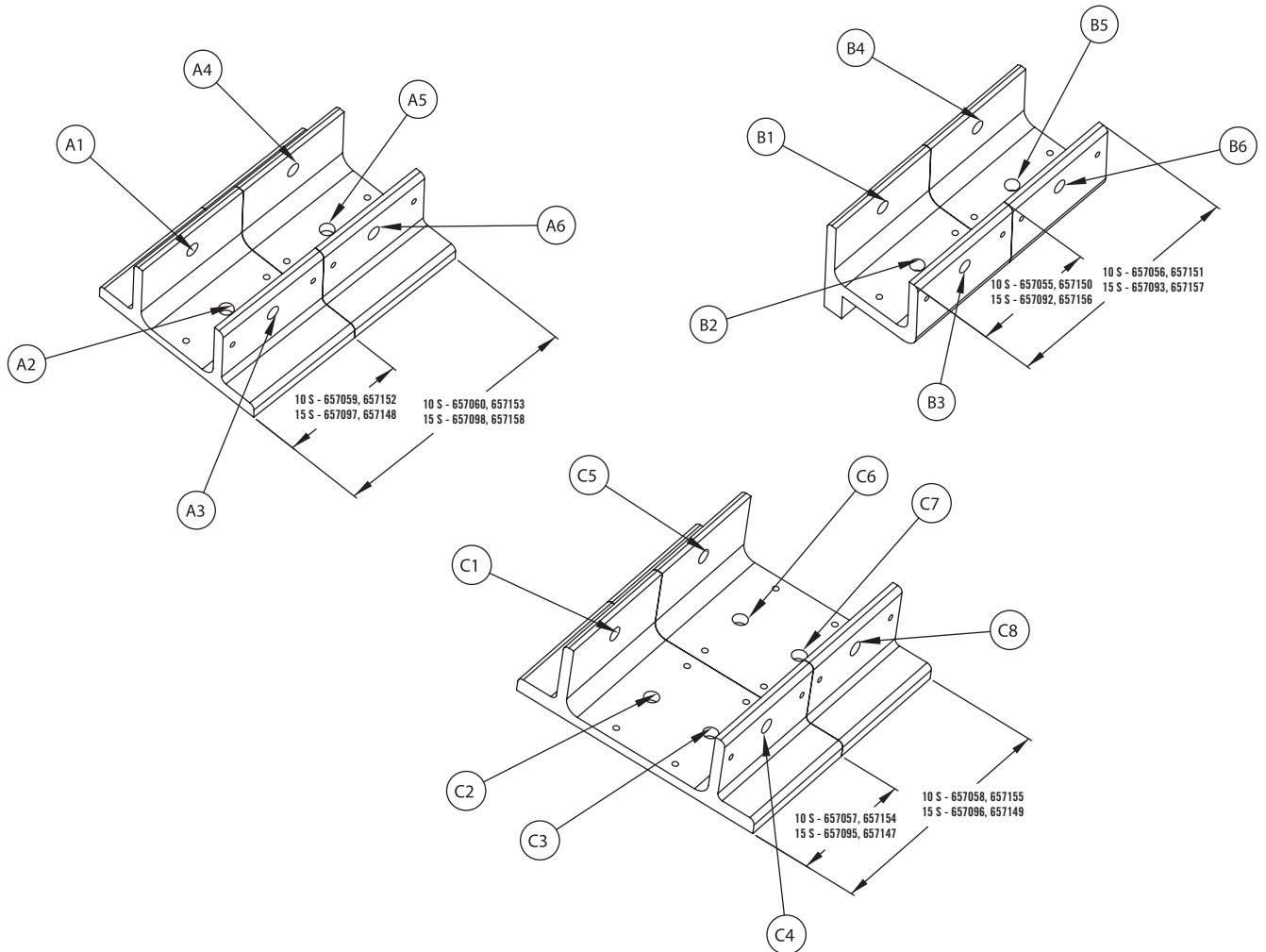
» Refer to linear bearing drawings on pages 214-219 for dimensions.

ITEM #	SERIES	DESCRIPTION
660093	10	Brake Machining Service (.281) Hole
660092	15	Brake Machining Service (.328) Hole

To order linear bearing machining services, specify the linear bearing, the machining service and the brake hole location.

When ordering linear bearing machining services, make sure the linear bearing and the machining service are both the same series.

Example - 657095 - 660092 @ C4



# Linear Bearing Information

## TSLOTS LINEAR BEARINGS

The shimless linear bearing provides accurate linear movement on TSLOTS extrusions. The bearing can be adjusted for the first time on an assembly or adjusted for wear while assembled to the application, providing that the adjustment screws are available to the adjustment tools. No shims, no disassembly, only accurate sliding.

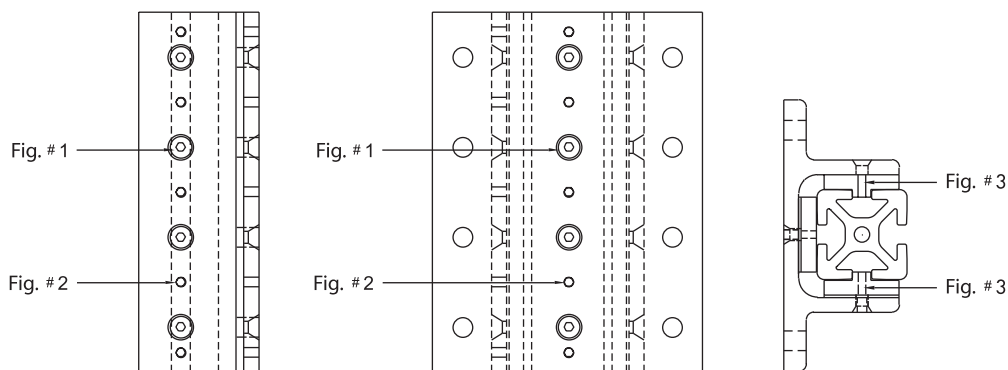
1. Linear Bearing adjustable bearing pads are delivered in the open position. Slide the bearing on the extrusion to be used. (Fit will be loose, because of the open position.)
2. Using a 1/16 allen wrench for a 10 Series linear bearing, and a 3/32 allen wrench for 15 Series linear bearing, loosen the Flathead socket cap screws on each side of the linear bearing incrementally as follows. (Fig. #1)
  - o 10 Series Bearing, 4-40 THREAD
  - o 15 Series Bearing, 8-32 THREAD

*\*Each flathead screw should be loosened the same amount, to provide even shimming on the extrusion.*

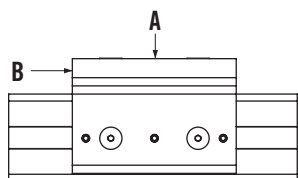
3. Tighten each set screw, using a .050 allen wrench for a 10 Series linear Bearing, and a 5/64 allen wrench for a 15 Series linear bearing, until each flat head screw is properly seated in each countersink. Hint: The amount of turns per set screw will be the same amount as for the flat head socket cap screw. (Fig. #2)

4. For fine tuning: Repeat steps 2 & 3.

*\*Replacement bearing pads are available through TSLOTS or your distributor. Due to patent requirements, TSLOTS requires all users of the aforementioned product to only replace bearing pads as per the drawing below. Only the opposing sides have keyed bearing pads. (Fig. #3)*



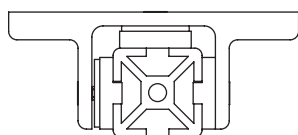
## LINEAR BEARING LOAD RATINGS



### LINEAR BEARING LOAD RATINGS FOR BOTH ECONOMY AND STANDARD BEARINGS


SERIES	LOAD A	FORCE B
10 S	375 lbs	Force to move = 45 lbs
15 S	500 lbs	Force to move = 60 lbs

*\*Values are recommended load ratings not to be used for design purposes.*

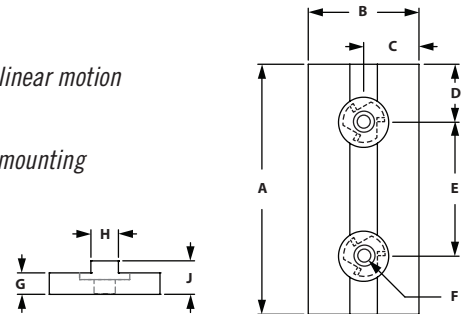


# Linear Bearing Replacement Pads

## DELUXE BEARING REPLACEMENT PADS - KEYED




- Material: UHMW
- Low friction to create better linear motion
- Single keyed
- Premachined holes for easy mounting



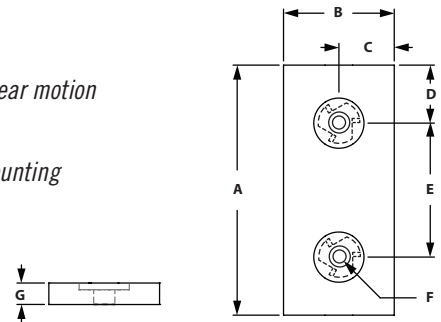
### KEYED PADS

ITEM#	SERIES	LENGTH	A	B	C	D	E	F	G	H	J
657135	10	Short	1.870"	.806"	.403"	.435"	1.000"	8-32	.150"	.246"	.250"
657139	15	Short	2.800"	1.240"	.620"	.650"	1.500"	8-32	.240"	.312"	.375"
657136	10	Long	3.950"	.806"	.403"	.475"	1.000"	8-32	.150"	.246"	.250"
657140	15	Long	5.950"	1.287"	.644"	.725"	1.500"	8-32	.240"	.312"	.375"

## DELUXE BEARING REPLACEMENT PADS - FLAT



- Material: UHMW
- Low friction to create better linear motion
- Single keyed
- Premachined holes for easy mounting



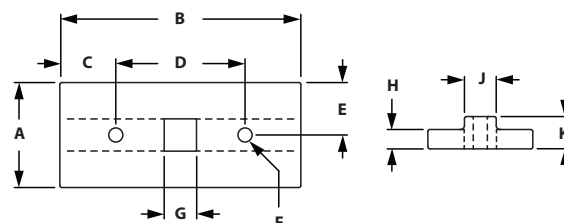
### FLAT PADS

ITEM#	SERIES	LENGTH	A	B	C	D	E	F	G
657133	10	Short	1.870"	.805"	.403"	.435"	1.000"	8-32	.190"
657137	15	Short	2.800"	1.240"	.620"	.650"	1.500"	8-32	.240"
657134	10	Long	3.950"	.805"	.403"	.475"	1.000"	8-32	.190"
657138	15	Long	5.950"	1.240"	.620"	.725"	1.500"	8-32	.240"

## ECONOMY BEARING REPLACEMENT PADS



- Material: UHMW
- Low friction to create better linear motion
- Single keyed
- Premachined holes for easy mounting



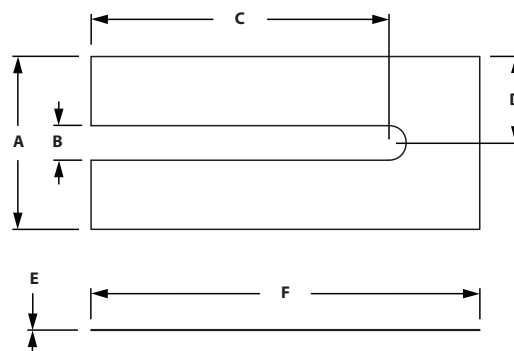
### KEYED PADS

ITEM#	SERIES	LENGTH	A	B	C	D	E	F	G	H	J	K
657075	10	Short	.812"	1.865"	.433"	1.000"	.406"	.109"	.250"	.150"	.246"	.250"
657127	15	Short	1.250"	2.770"	.635"	1.500"	.625"	.125"	.312"	.243"	.312"	.375"

## LINEAR BEARING SHIM STOCK PADS



- Material: Mylar
- Creates precise fit
- Loosen bearing and insert shim between bearing and pad
- Sold in packs of 15



### LINEAR BEARING SHIM STOCK

ITEM#	SERIES	COLOR	A	B	C	D	E	F
657073	10	Clear	.812"	.175"	1.500"	.406"	.005"	1.875"
657123	15	Clear	1.250"	.250"	2.156"	.625"	.005"	2.812"

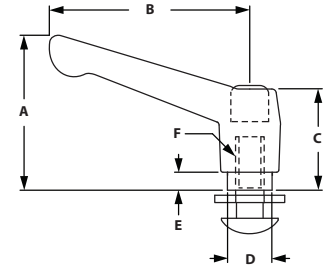
# Linear Bearing Brake Kits

*\*Includes Handle, Stud and Washers  
Only applies to brake kits*

## LINEAR BEARING BRAKE HANDLE KITS



- Adjustable brake kit that can be added to any bearing
- Quick release to allow movement and easy to secure to semi-permanent position
- Machining required for linear bearing

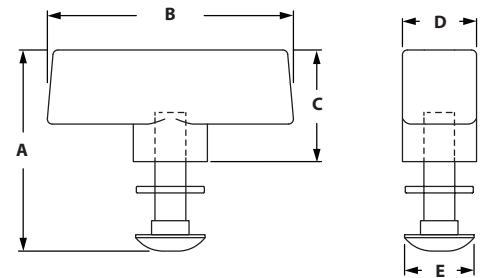


### L - HANDLE KIT

ITEM#	SERIES	COLOR	MATERIAL	A	B	C	D	E	F
657106	10	Black	Nylon	1.380"	1.770"	.960"	.390"	.160"	1/4-20
657079	15	Black	Nylon	2.170"	3.070"	1.420"	.630"	.310"	5/16-18



- Adjustable brake kit that can be added to any bearing
- Release to allow movement and easy to secure to semi-permanent position
- Machining required for linear bearing

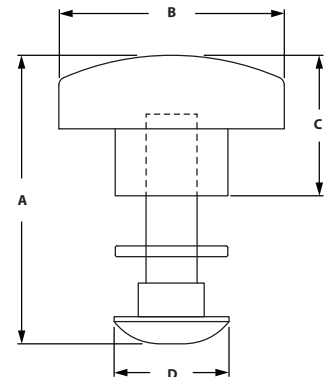


### T - HANDLE KIT

ITEM#	SERIES	COLOR	MATERIAL	A	B	C	D	E
657080	15	Black	Polypropylene	2.036"	2.491"	1.130"	.750"	.703"



- Adjustable brake kit that can be added to any bearing
- Release to allow movement and easy to secure to semi-permanent position
- Machining required for linear bearing

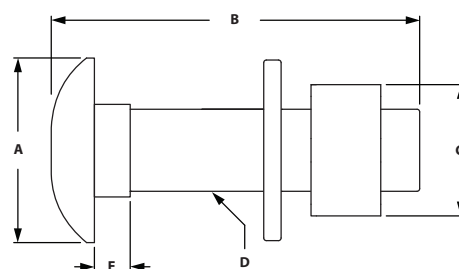


### STAR - HANDLE KIT

ITEM#	SERIES	COLOR	MATERIAL	A	B	C	D
657081	15	Black	Polypropylene	1.766"	1.380"	.860"	.703"



- Adjustable stop that can be added to any bearing
- Tightens to secure locking capability
- Machining required for linear bearing

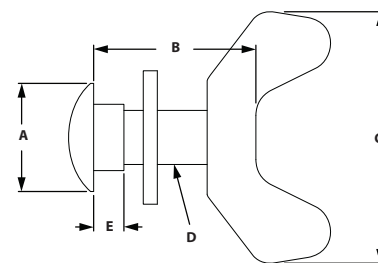


**HEX NUT BRAKE KIT**

ITEM#	SERIES	A	B	C	D	E
657107	10	.500"	.865"	.438"	1/4-20	.150"
657082	15	.704"	1.416"	.563"	5/16-18	.172"



- Adjustable stop that can be added to any bearing
- Tightens to secure locking capability
- Machining required for linear bearing



**WING NUT BRAKE KIT**

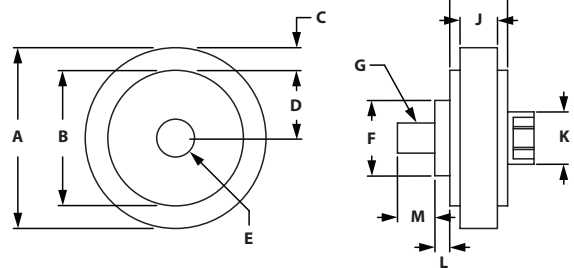
ITEM#	SERIES	A	B	C	D	E
657108	10	.500"	.865"	1.158"	1/4-20	.150"
657083	15	.703"	1.416"	1.375"	5/16-18	.150"

# Roller Wheels & Brackets

## ECONOMY ROLLER WHEEL WITH BRASS BUSHING



- Use for guided linear motion
- Mounts to extrusion end or in T-Slot
- Made of high strength black nylatron
- Economy: brass bushing



ITEM#	SERIES	COLOR	MATERIAL	A	B	C	D	E	F	G	H	J	K	L	M	LOAD
655222	10	Black	Nylon	1.500"	1.125"	.188"	.563"	.314"	.625"	1/4-20	.480"	.240"	.435"	.125"	.310"	50 lbs
655224	15	Black	Nylon	2.000"	1.625"	.188"	.812"	.375"	.750"	5/16-18	.720"	.310"	.562"	.125"	.375"	75 lbs
655223	10 to 15	Black	Nylon	1.500"	1.125"	.188"	.563"	.314"	.625"	1/4-20	.480"	.310"	.435"	.125"	.310"	75 lbs

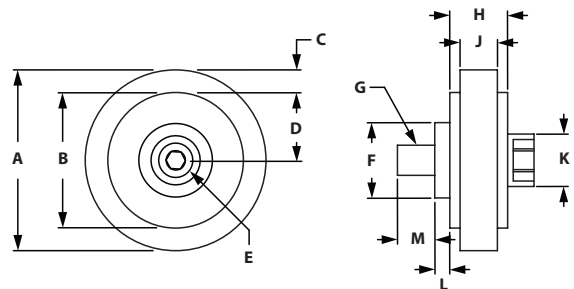
### INCLUDED FASTENERS

ROLLER #	SERIES	BOLT	T-NUT	WASHER
655222	10	1/4-20 Shoulder Bolt	Economy	Yes
655224	15	5/16-18 Shoulder Bolt	Economy	Yes
655223	10 to 15	1/4-20 Shoulder Bolt	Economy	Yes

## DELUXE ROLLER WHEEL WITH BALL BEARINGS



- Use for guided linear motion
- Mounts to extrusion end or in T-Slot
- Made of high strength black nylatron
- Fasteners included
- Deluxe: ball bearings



ITEM#	SERIES	COLOR	MATERIAL	A	B	C	D	E	F	G	H	J	K	L	M	LOAD
655221	15	Black	Nylon	2.000"	1.625"	.188"	.812"	.375"	.750"	5/16-18	.720"	.310"	.562"	.125"	.375"	100 lbs

### INCLUDED FASTENERS

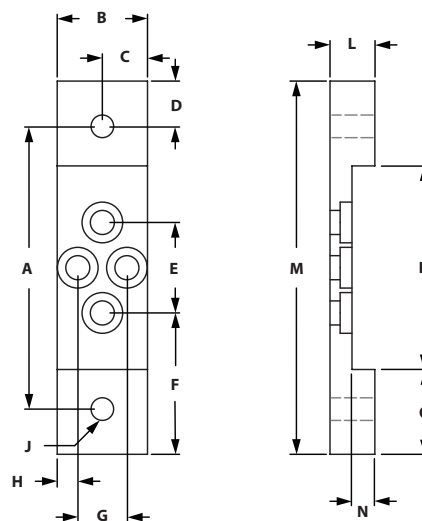
ROLLER #	SERIES	BOLT	T-NUT	WASHER
655221	15	5/16-18 Shoulder Bolt	Economy	Yes



## ROLLER WHEEL BRACKETS



- Ideal for framed doors
- Assembly part numbers include roller wheels
- Fasteners included for both assembly and bracket part numbers



ITEM#	SERIES	FOR EXTRUSION	A	B	C	D	E	F	G	H	J-TAP	K	L	M	N	O
655472	10	1010	2.125"	1.000"	.500"	.500"	.669"	1.228"	.544"	.228"	1/4-20	1.250"	.500"	3.125"	.255"	.938"
655474	10	1020	3.125"	1.000"	.500"	.500"	1.000"	1.562"	.544"	.228"	1/4-20	2.250"	.500"	4.125"	.255"	.938"
655476	15	1515	3.125"	1.500"	.750"	.750"	.860"	1.883"	.735"	.383"	5/16-18	1.750"	.750"	4.625"	.390"	1.438"
655479	15	1530	4.625"	1.500"	.750"	.750"	1.500"	2.313"	.735"	.383"	5/16-18	3.25"	.750"	6.125"	.390"	1.438"

### INCLUDED FASTENERS

SERIES	QTY	BOLT	T-NUT
10	2 EA	1/4-20 x 3/8" Low Head SHCS	Standard
15	2 EA	5/16-18 x 5/8" Low Head SHCS	Standard

# Linear Motion

## ROLLER WHEEL ASSEMBLIES



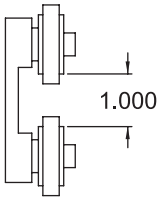
- Ideal for framed doors
- Assembly part numbers include roller wheels
- Fasteners included for both assembly and bracket part numbers

ITEM#	SERIES	FOR EXTRUSION	ROLLER
655473	10	1010	Economy
655475	10	1020	Economy
655477	15	1515	Deluxe
655478	15	1515	Economy
655480	15	1530	Deluxe
655481	15	1530	Economy

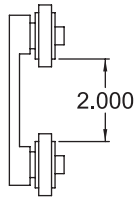
### INCLUDED FASTENERS

ITEM #	SERIES	QTY	BOLT	T-NUT
651474 & 651075	10	2 ea	1/4-20 x 3/8" LHSCS	Economy
699955 & 651074	15	2 ea	5/16-18 x 5/8" LHSCS	Economy

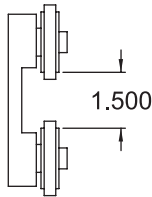
655473



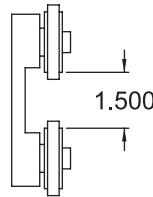
655475



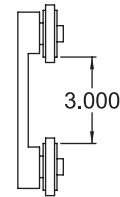
655477



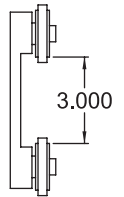
655478



655480



655481



		INDIVIDUAL PART NUMBER							
		655472	655474	655476	655479	655222	655223	655221	655224
ASSEMBLY PART #	655473	1				2			
	655475		1			2			
	655477			1				2	
	655480				1			2	
	655478			1					2
	655481				1				2



# CONTENT

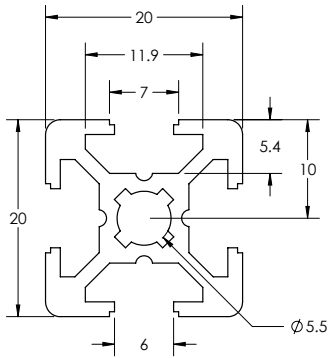
<b>02 Structural Extrusions</b>	
B-SERIES Metric Extrusion . . . . .	234-269

## 02 B-SERIES EXTRUSIONS

# B-Series Extrusions

## TS20-20B

Clear Anodized - 670000



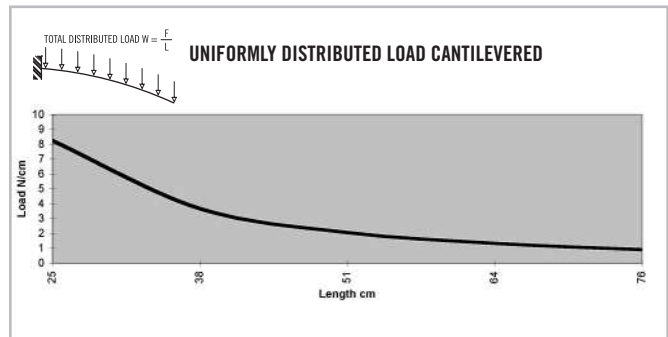
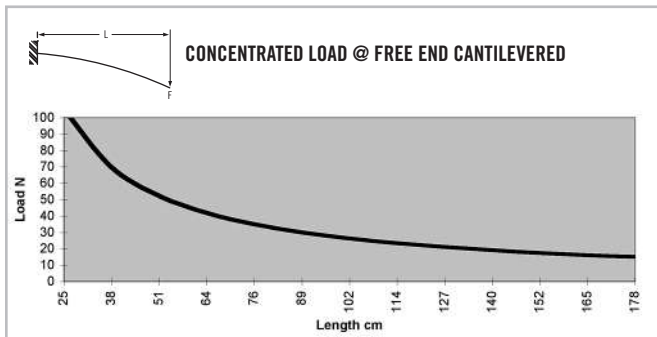
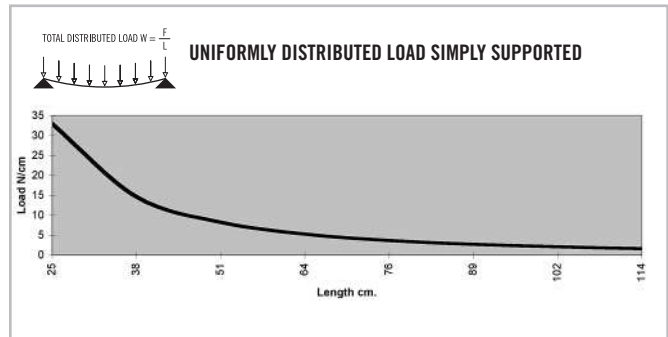
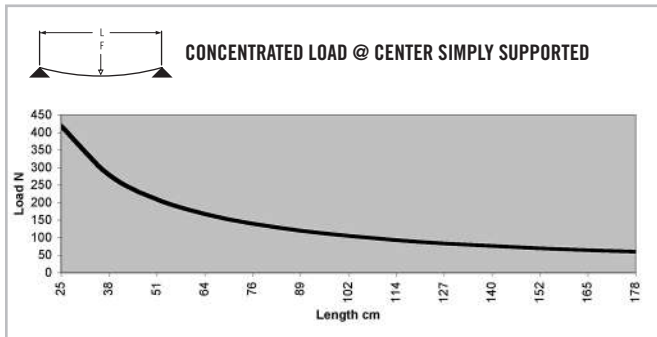
### SPECIFICATIONS

Length	.....	118" (3 m)
Weight	.....	0.305 lbs/ft (0.454 kg/m)
Estimated Area	.....	0.254 in <sup>2</sup> (1.6383 cm <sup>2</sup> )
Moment of Inertia	.....	$I_x=0.016 \text{ in}^4$ (0.67 cm <sup>4</sup> ) $I_y=0.016 \text{ in}^4$ (0.67 cm <sup>4</sup> )

### MACHINE SERVICES

CTL	.....	670500
Single Access Hole	.....	670517
Tap M6	.....	670509

### BEAM SELECTION BY LOAD AND LENGTH

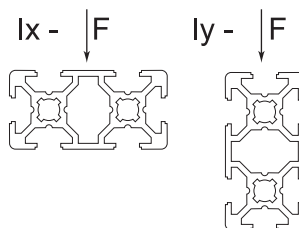
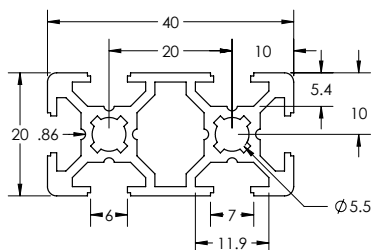


\* Charts based on allowable loads related to yield strength with a margin of safety equal to five.

» For deflection equations see page 10

# TS20-40B

Clear Anodized - 670004



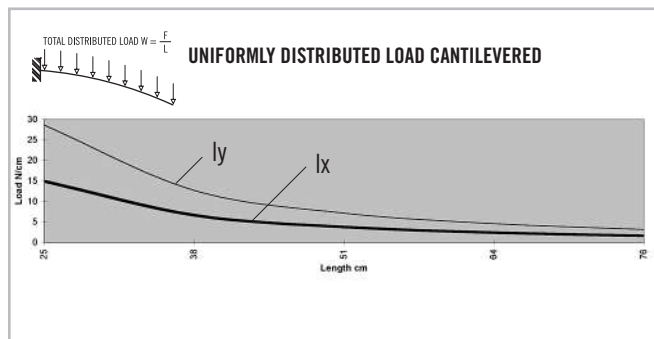
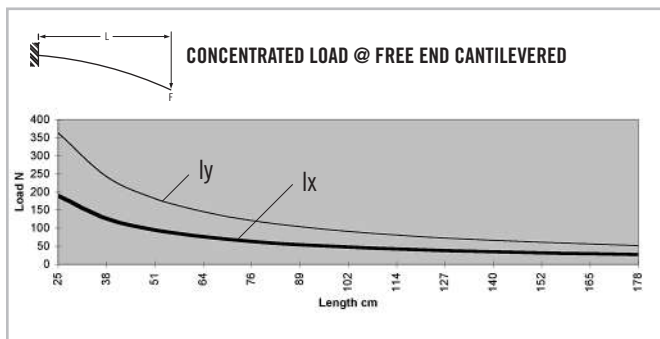
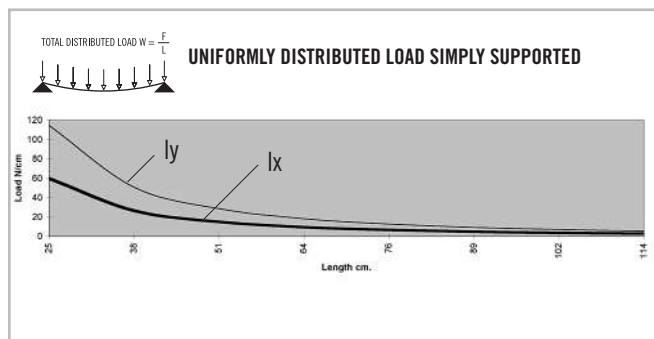
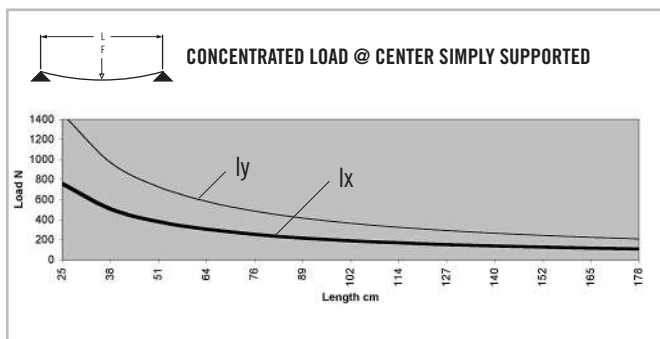
## SPECIFICATIONS

Length	118" (3 m)
Weight	0.533 lbs/ft (0.793 kg/m)
Estimated Area	0.444 in <sup>2</sup> (2.8638 cm <sup>2</sup> )
Moment of Inertia	I <sub>x</sub> =0.029 in <sup>4</sup> (1.21 cm <sup>4</sup> ) I <sub>y</sub> =0.111 in <sup>4</sup> (4.62 cm <sup>4</sup> )

## MACHINE SERVICES

CTL	670501
Single Access Hole	670517
Tap M6	670510

## BEAM SELECTION BY LOAD AND LENGTH




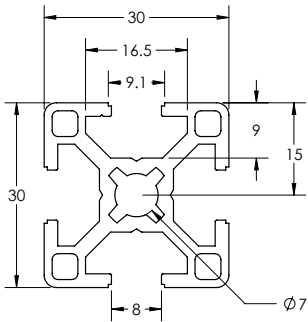
\* Charts based on allowable loads related to yield strength with a margin of safety equal to five.

» For deflection equations see page 10

# B-Series Extrusions

Clear Anodized - **670007**  
 Black Anodized - **670107**  
 Yellow Powdercoat - **670207**

## TS30-30B



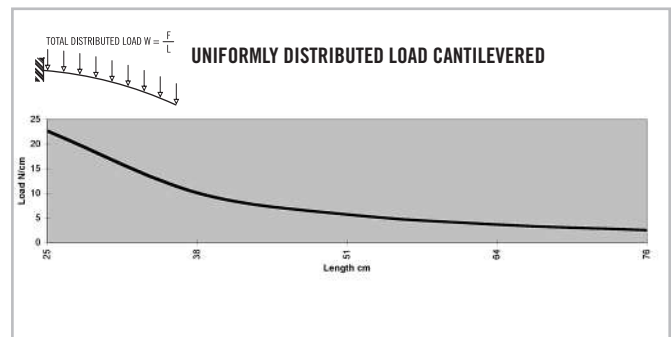
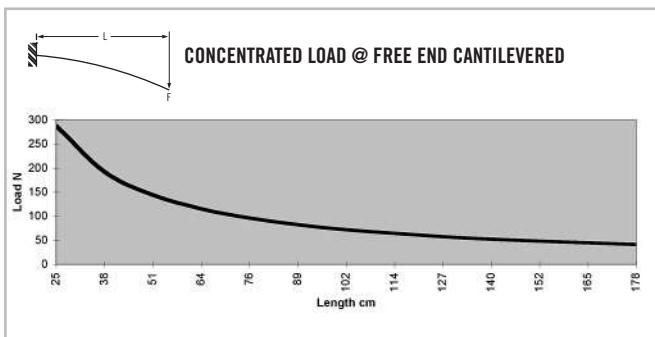
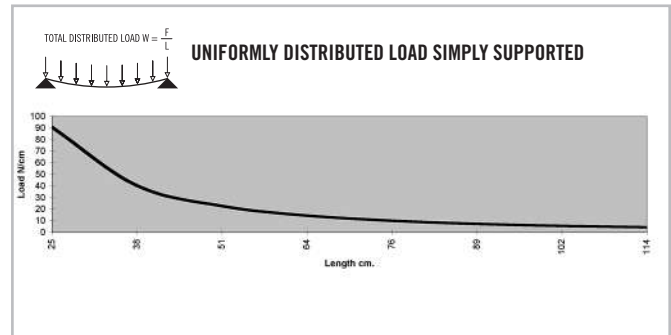
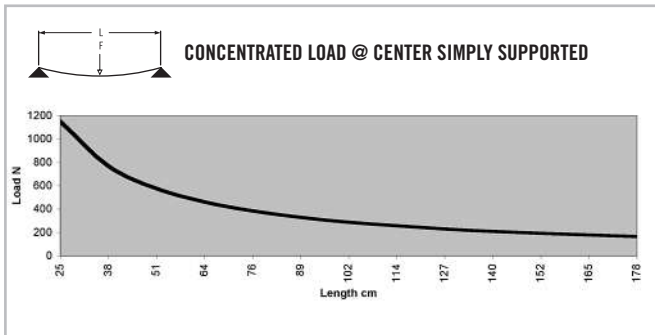
### SPECIFICATIONS

Length Clear	239" (6.07 m)
Length Black	239" (6.07 m)
Length Yellow	144" (3.6 m)
Weight	0.588 lbs/ft (0.873 kg/m)
Estimated Area	0.489 in <sup>2</sup> (3.15405 cm <sup>2</sup> )
Moment of Inertia	$I_x=0.066 \text{ in}^4$ (2.75 cm <sup>4</sup> ) $I_y=0.066 \text{ in}^4$ (2.75 cm <sup>4</sup> )

### MACHINE SERVICES

CTL	670502
Access Hole 7.9mm	670518
Access Hole 11mm	670519
Tap M8	670511

### BEAM SELECTION BY LOAD AND LENGTH



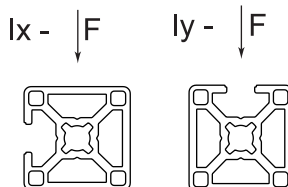
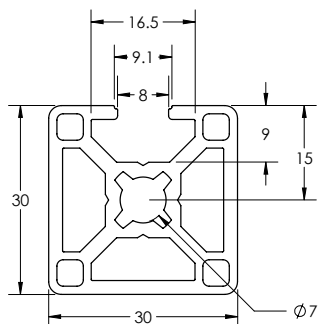
\* Charts based on allowable loads related to yield strength with a margin of safety equal to five.

» For deflection equations see page 10



## TS30-30B MONOSLOT

Clear Anodized - 670008



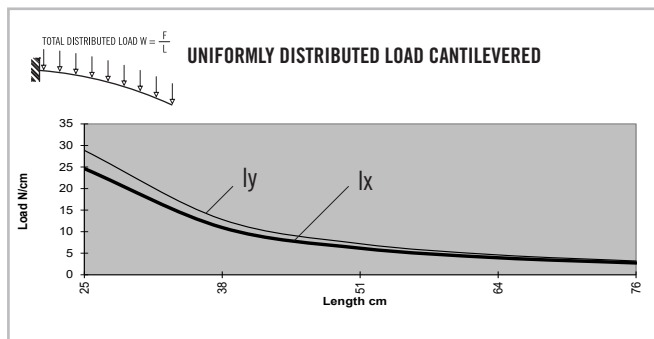
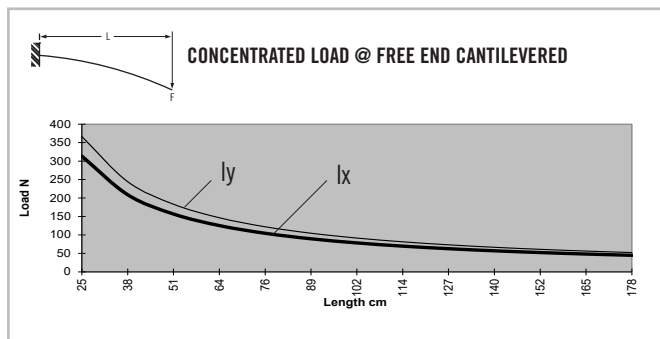
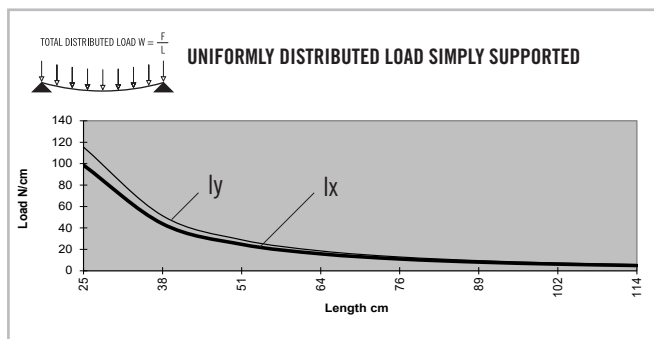
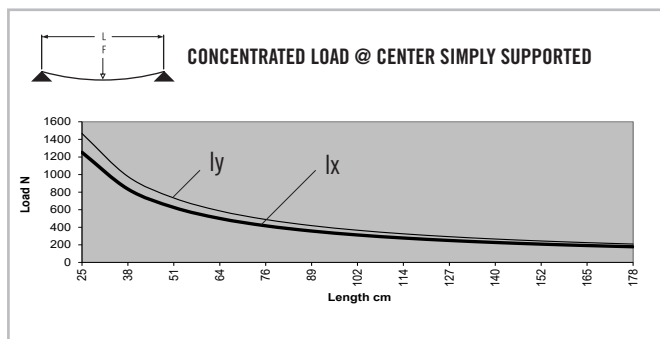
### SPECIFICATIONS

Length	.....	239" (6.07 m)
Weight	.....	0.684 lbs/ft (1.017 kg/m)
Estimated Area	.....	0.571 in <sup>2</sup> (3.684 cm <sup>2</sup> )
Moment of Inertia	.....	$I_x=0.075 \text{ in}^4$ (3.121 cm <sup>4</sup> )
	.....	$I_y=0.084 \text{ in}^4$ (3.496 cm <sup>4</sup> )

### MACHINE SERVICES

CTL	.....	670502
Access Hole 7.9mm	.....	670518
Access Hole 11mm	.....	670519
Tap M8	.....	670511

### BEAM SELECTION BY LOAD AND LENGTH



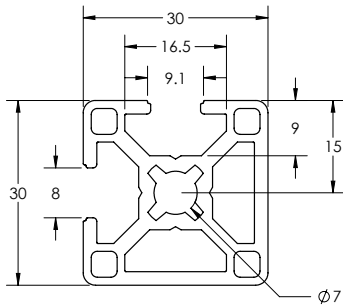
\* Charts based on allowable loads related to yield strength with a margin of safety equal to five.

» For deflection equations see page 10

# B-Series Extrusions

## TS30-30B BISLOT ADJ

Clear Anodized - 670085



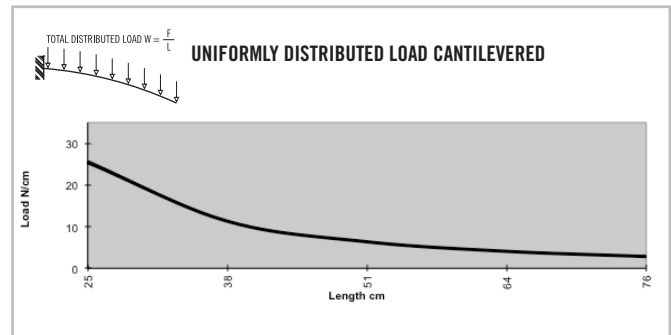
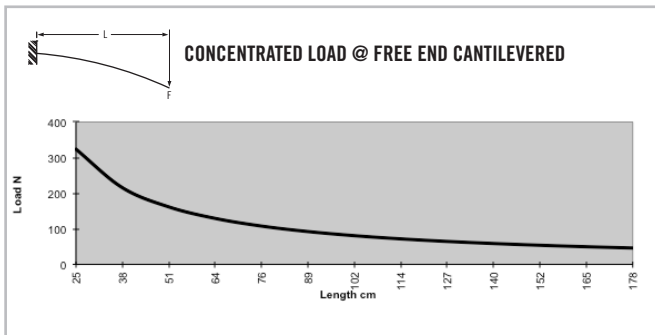
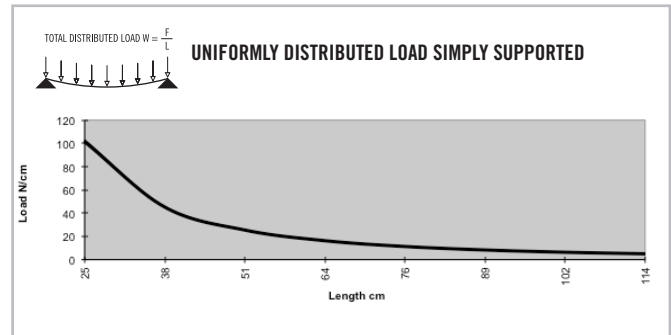
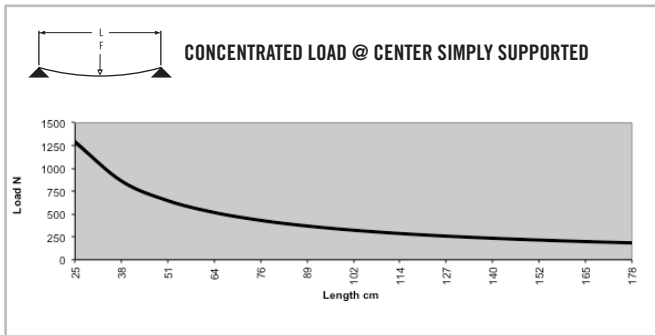
### SPECIFICATIONS

Length	239" (6.07 m)
Weight	0.655 lbs/ft (0.975 kg/m)
Estimated Area	0.546 in <sup>2</sup> (3.523 cm <sup>2</sup> )
Moment of Inertia	$I_x=0.074 \text{ in}^4 (3.080 \text{ cm}^4)$
	$I_y=0.075 \text{ in}^4 (3.122 \text{ cm}^4)$

### MACHINE SERVICES

CTL	670502
Access Hole 7.9mm	670518
Access Hole 11mm	670519
Tap M8	670511

### BEAM SELECTION BY LOAD AND LENGTH

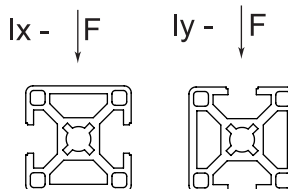

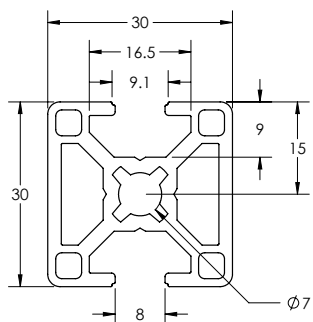


\* Charts based on allowable loads related to yield strength with a margin of safety equal to five.

» For deflection equations see page 10

## TS30-30B BISLOT OPP

Clear Anodized - 670084



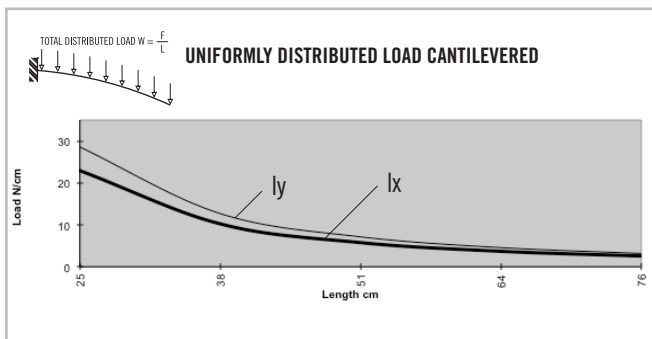
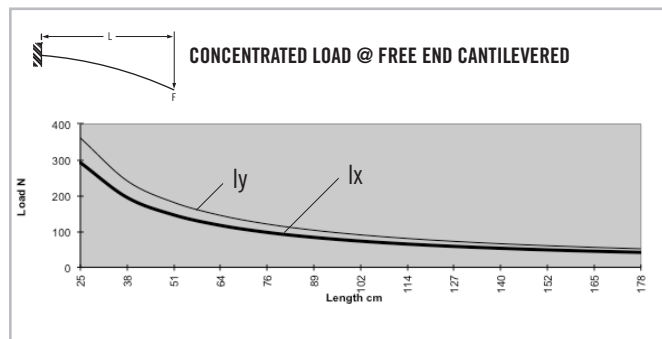
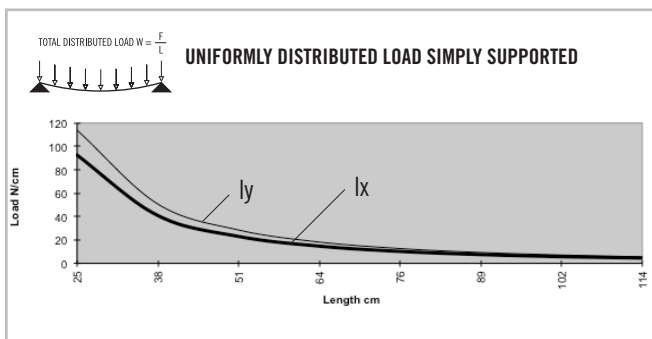
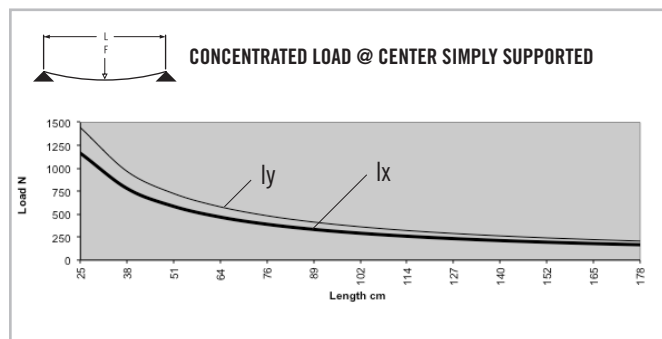
### SPECIFICATIONS

Length	239" (6.07 m)
Weight	0.655 lbs/ft (0.975 kg/m)
Estimated Area	0.546 in <sup>2</sup> (3.523 cm <sup>2</sup> )
Moment of Inertia	I <sub>x</sub> =0.067 in <sup>4</sup> (2.789 cm <sup>4</sup> )
	I <sub>y</sub> =0.083 in <sup>4</sup> (3.455 cm <sup>4</sup> )

### MACHINE SERVICES

CTL	670502
Access Hole 7.9mm	670518
Access Hole 11mm	670519
Tap M8	670511

### BEAM SELECTION BY LOAD AND LENGTH



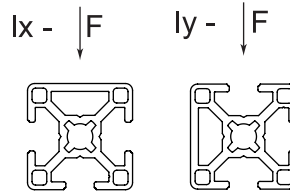
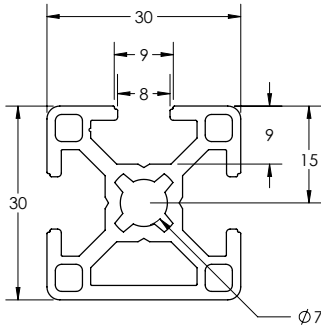
\* Charts based on allowable loads related to yield strength with a margin of safety equal to five.

» For deflection equations see page 10

# B-Series Extrusions

## TS30-30B TRI SLOT

Clear Anodized - 670079



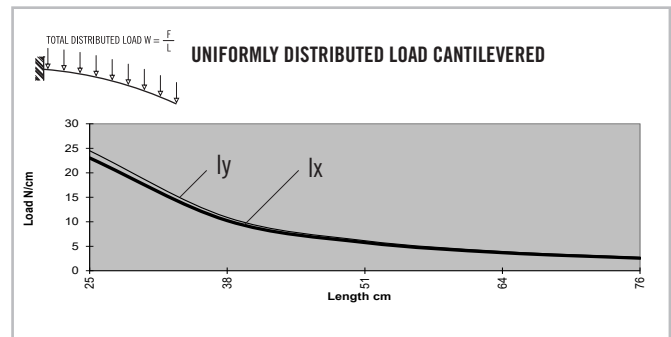
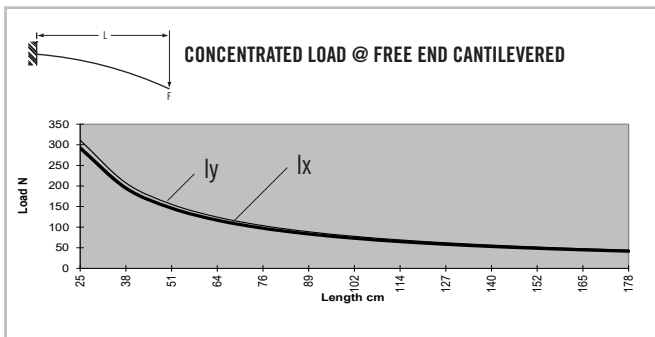
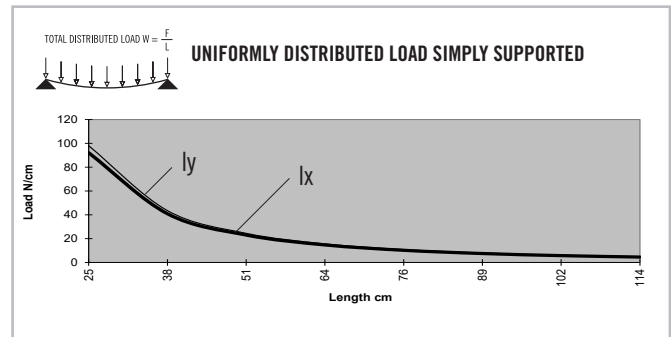
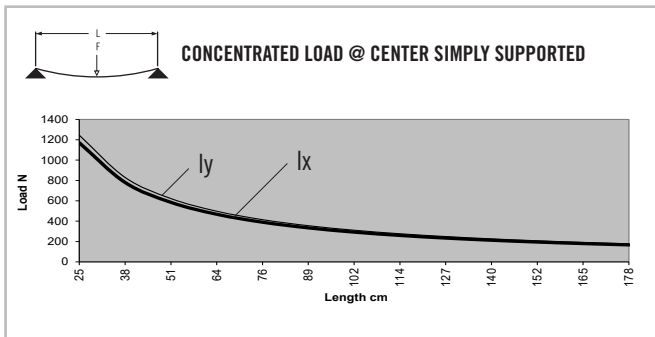
### SPECIFICATIONS

Length	239" (6.07 m)
Weight	1.152 lbs/ft (1.714 kg/m)
Estimated Area	0.514 in <sup>2</sup> (3.316 cm <sup>2</sup> )
Moment of Inertia	$I_x=0.067$ in <sup>4</sup> (2.789 cm <sup>4</sup> )
	$I_y=0.075$ in <sup>4</sup> (3.121 cm <sup>4</sup> )

### MACHINE SERVICES

CTL	670502
Access Hole 7.9mm	670518
Access Hole 11mm	670519
Tap M8	670511

### BEAM SELECTION BY LOAD AND LENGTH

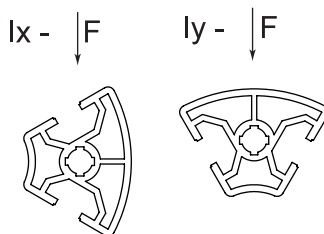

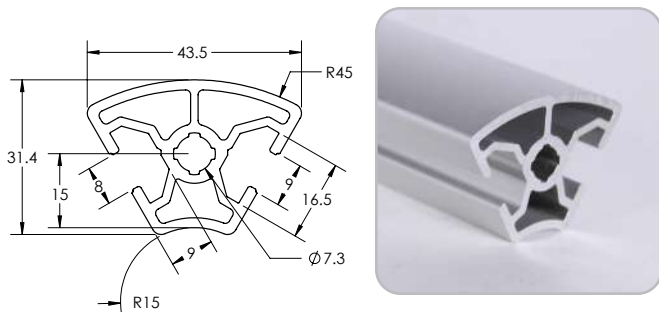


\* Charts based on allowable loads related to yield strength with a margin of safety equal to five.

» For deflection equations see page 10

# TS30-60RB

Clear Anodized - 670015



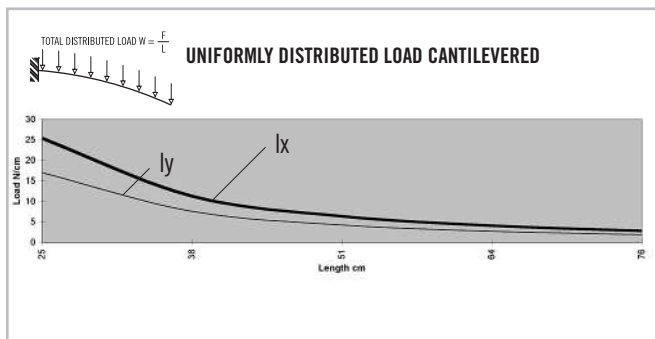
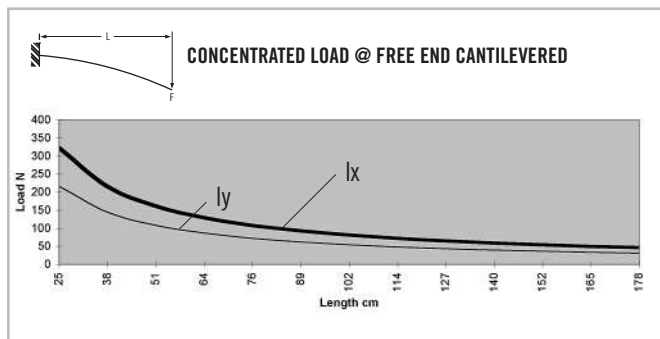
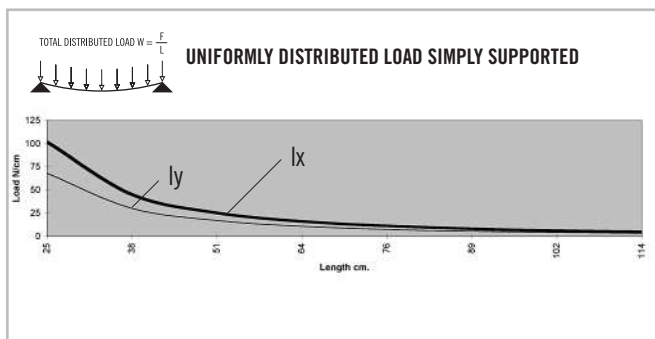
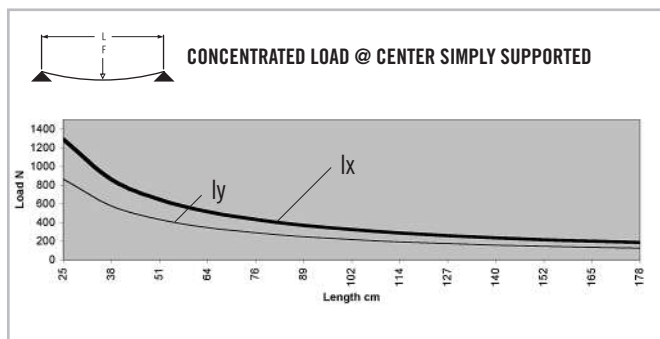
## SPECIFICATIONS

Length	239" (6.07 m)
Weight	0.674 lbs/ft (1.0035072 kg/m)
Estimated Area	0.562 in <sup>2</sup> (3.6249 cm <sup>2</sup> )
Moment of Inertia	I <sub>x</sub> =0.074 in <sup>4</sup> (3.08 cm <sup>4</sup> ) I <sub>y</sub> =0.099 in <sup>4</sup> (4.12 cm <sup>4</sup> )

## MACHINE SERVICES

CTL	670503
Access Hole 7.9mm	670518
Access Hole 11mm	670519
Tap M8	670512

## BEAM SELECTION BY LOAD AND LENGTH



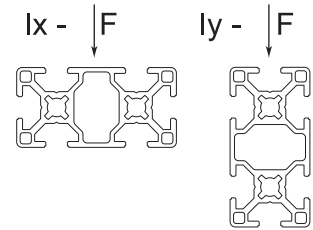
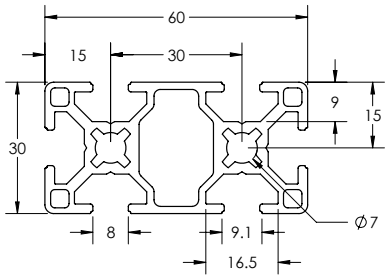
\* Charts based on allowable loads related to yield strength with a margin of safety equal to five.

» For deflection equations see page 10

# B-Series Extrusions

## TS30-60B

Clear Anodized - **670017**  
 Black Anodized - **670117**



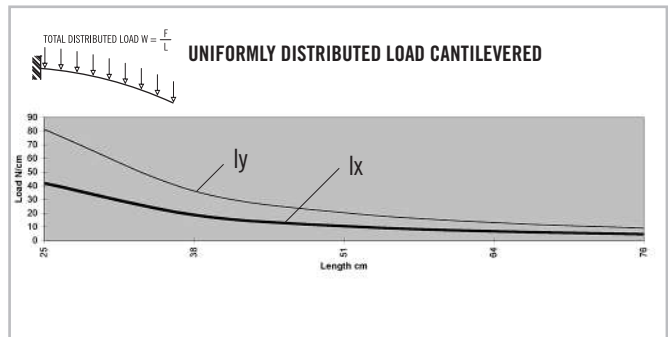
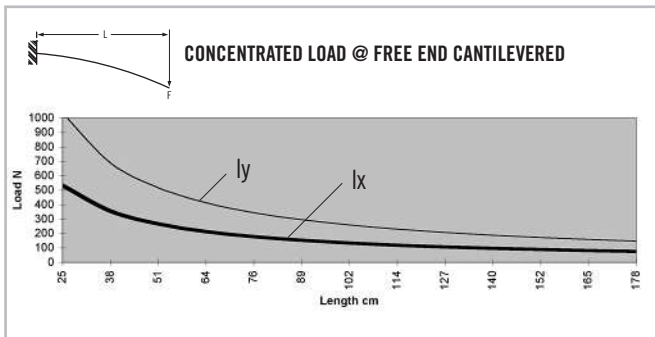
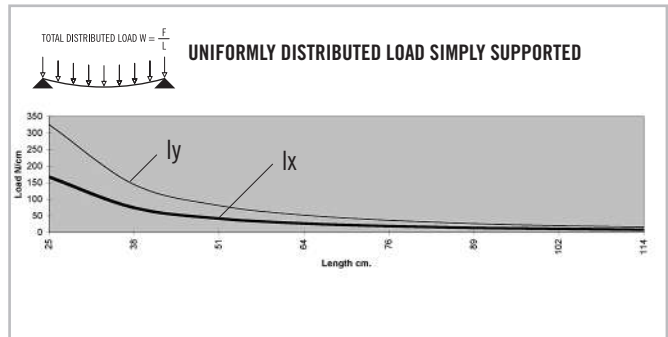
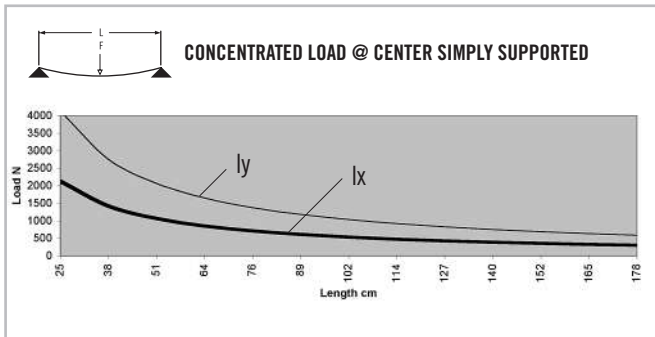
### SPECIFICATIONS

Length	239" (6.07 m)
Weight	1.034 lbs/ft (1.539 kg/m)
Estimated Area	0.862 in <sup>2</sup> (5.5599 cm <sup>2</sup> )
Moment of Inertia	Ix=0.122 in <sup>4</sup> (5.08 cm <sup>4</sup> ) Iy=0.473 in <sup>4</sup> (19.69 cm <sup>4</sup> )

### MACHINE SERVICES

CTL	670503
Access Hole 7.9mm	670518
Access Hole 11mm	670519
Tap M8	670512

### BEAM SELECTION BY LOAD AND LENGTH

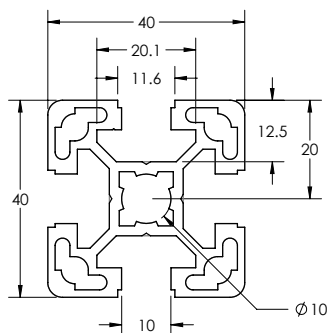


\* Charts based on allowable loads related to yield strength with a margin of safety equal to five.

» For deflection equations see page 10

# TS40-40LB

Clear Anodized - 670076



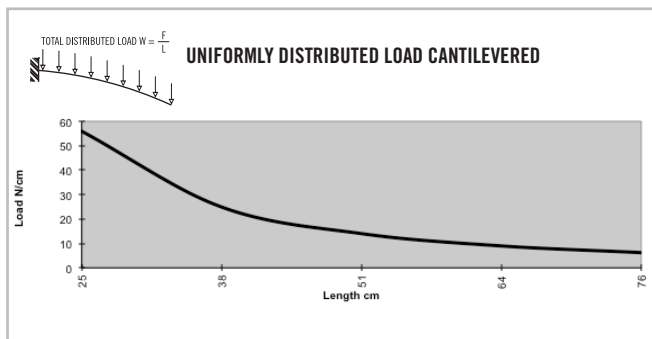
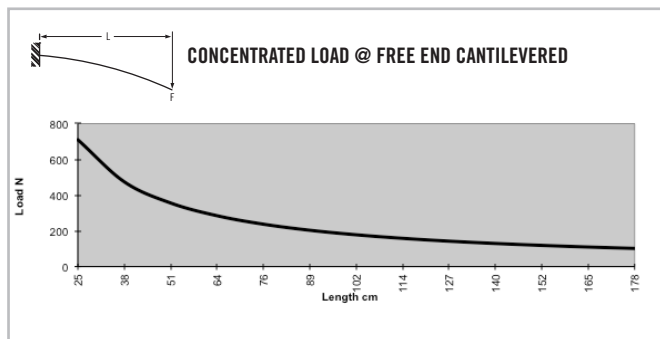
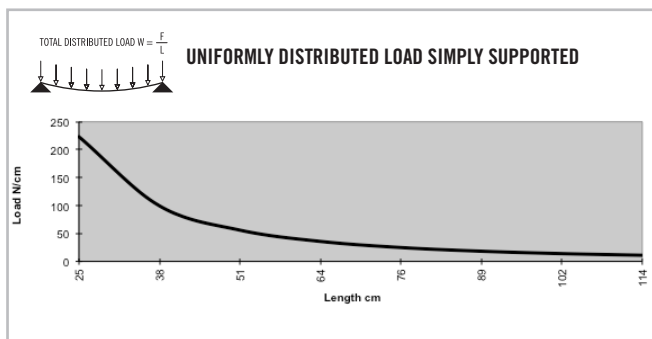
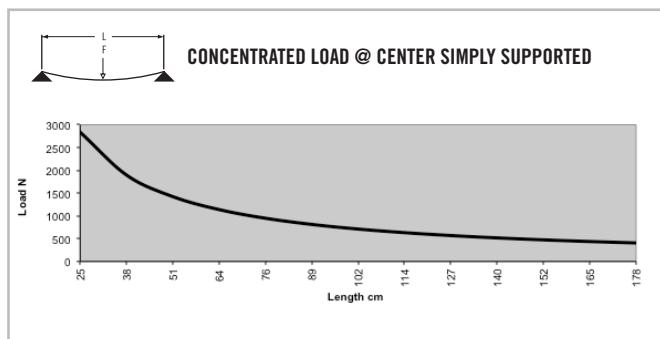
## SPECIFICATIONS

Length	239" (6.07 m)
Weight	1.027 lbs/ft (1.529 kg/m)
Estimated Area	0.856 in <sup>2</sup> (5.523 cm <sup>2</sup> )
Moment of Inertia	$I_x=0.217 \text{ in}^4 (9.032 \text{ cm}^4)$
	$I_y=0.217 \text{ in}^4 (9.032 \text{ cm}^4)$

## MACHINE SERVICES

CTL	660003
Access Hole 9.8mm	670520
Access Hole 17mm	670521
Tap M12	670513

## BEAM SELECTION BY LOAD AND LENGTH



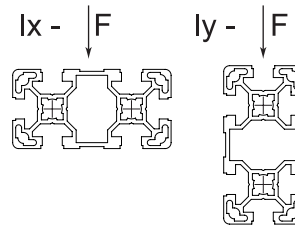
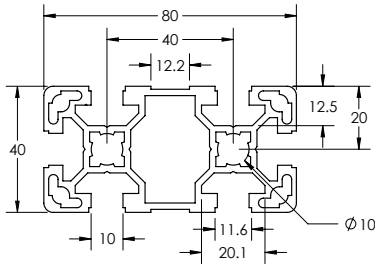
\* Charts based on allowable loads related to yield strength with a margin of safety equal to five.

» For deflection equations see page 10

# B-Series Extrusions

## TS40-80LB

Clear Anodized - 670075



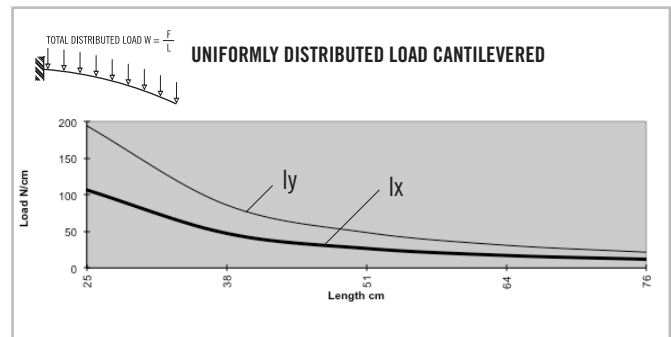
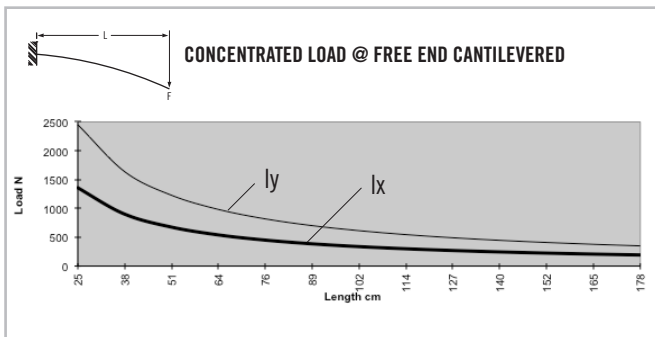
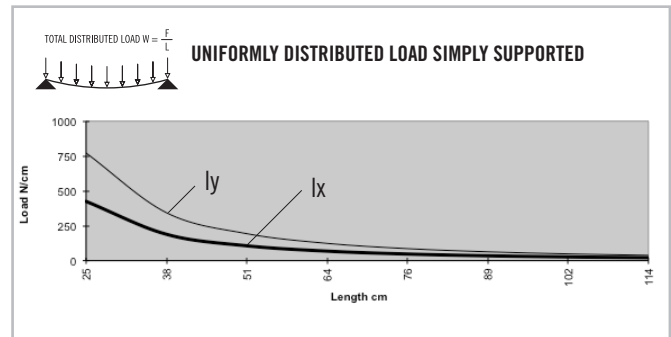
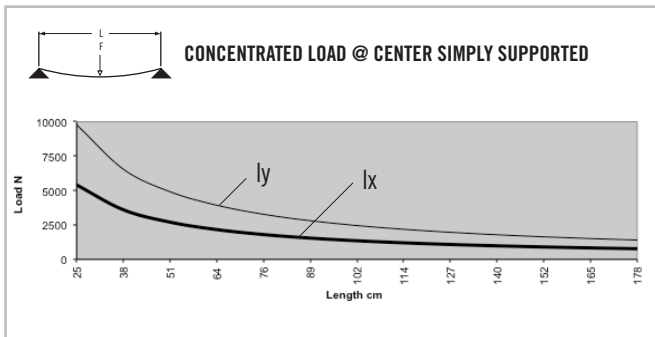
### SPECIFICATIONS

Length	239" (6.07 m)
Weight	1.801 lbs/ft (2.680 kg/m)
Estimated Area	1.501 in <sup>2</sup> (9.684 cm <sup>2</sup> )
Moment of Inertia	lx=0.412 in <sup>4</sup> (17.149 cm <sup>4</sup> )
	ly=1.499 in <sup>4</sup> (62.393 cm <sup>4</sup> )

### MACHINE SERVICES

CTL	660006
Access Hole 9.8mm	670520
Access Hole 17mm	670521
Tap M12	670514

### BEAM SELECTION BY LOAD AND LENGTH



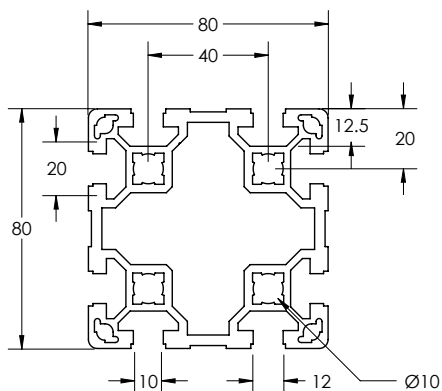
\* Charts based on allowable loads related to yield strength with a margin of safety equal to five.

» For deflection equations see page 10



# TS80-80LB

Clear Anodized - 670077



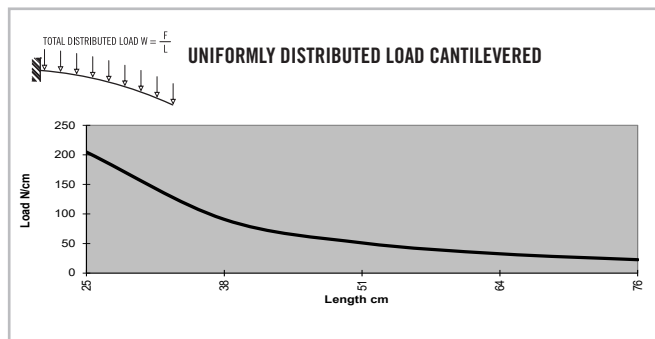
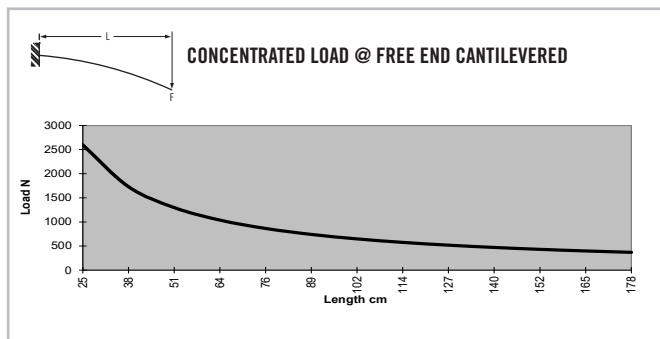
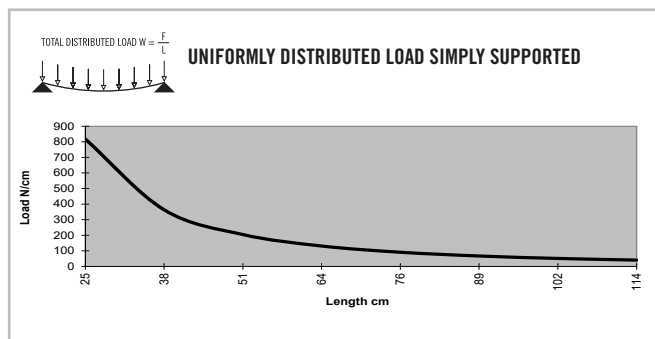
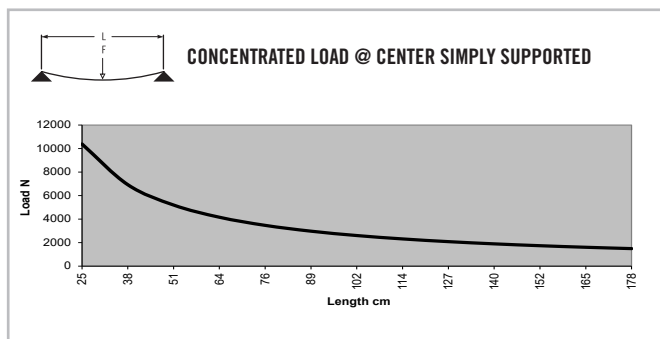
## SPECIFICATIONS

Length	239" (6.07 m)
Weight	3.376 lbs/ft (4.911 kg/m)
Estimated Area	2.813 in <sup>2</sup> (18.148 cm <sup>2</sup> )
Moment of Inertia	$I_x=3.172 \text{ in}^4$ (132.028 cm <sup>4</sup> )
	$I_y=3.172 \text{ in}^4$ (132.028 cm <sup>4</sup> )

## MACHINE SERVICES

CTL	660013
Access Hole 9.8mm	670520
Access Hole 17mm	670521
Tap M12	670515

## BEAM SELECTION BY LOAD AND LENGTH



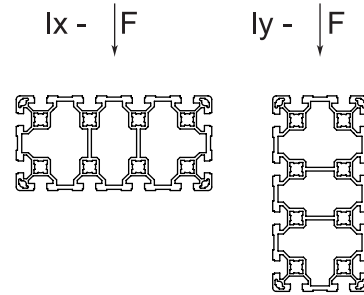
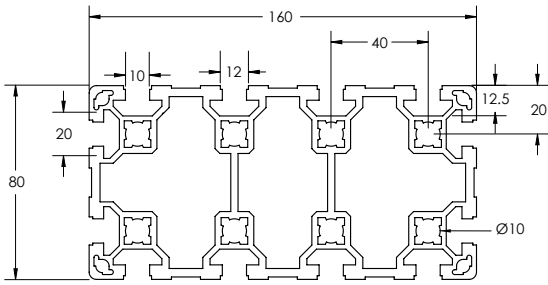
\* Charts based on allowable loads related to yield strength with a margin of safety equal to five.

» For deflection equations see page 10

# B-Series Extrusions

## TS80-160LB

Clear Anodized - 670078



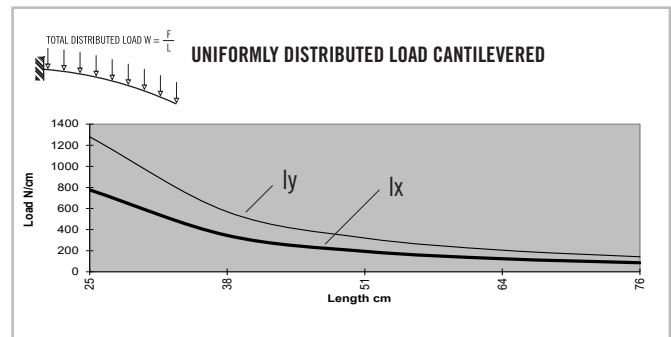
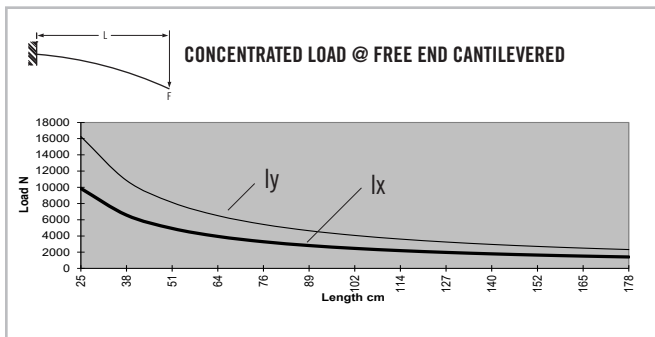
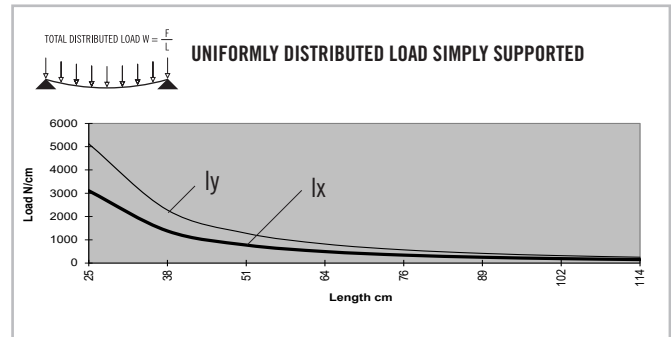
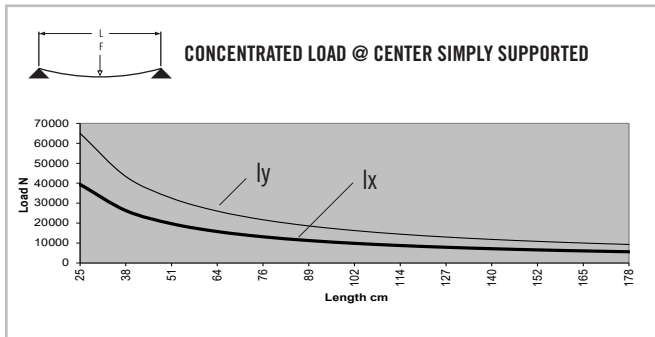
### SPECIFICATIONS

Length	239" (6.07 m)
Weight	5.965 lbs/ft (8.780 kg/m)
Estimated Area	4.971 in <sup>2</sup> (32.071 cm <sup>2</sup> )
Moment of Inertia	I <sub>x</sub> =6.020 in <sup>4</sup> (250.571 cm <sup>4</sup> )
	I <sub>y</sub> =19.847 in <sup>4</sup> (826.094 cm <sup>4</sup> )

### MACHINE SERVICES

CTL	660008
Access Hole 9.8mm	670520
Access Hole 17mm	670521
Tap M12	670528

### BEAM SELECTION BY LOAD AND LENGTH

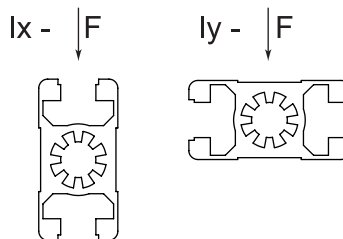
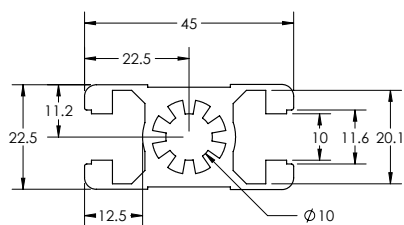


\* Charts based on allowable loads related to yield strength with a margin of safety equal to five.

» For deflection equations see page 10

**TS22.5-45B**

Clear Anodized - 670067



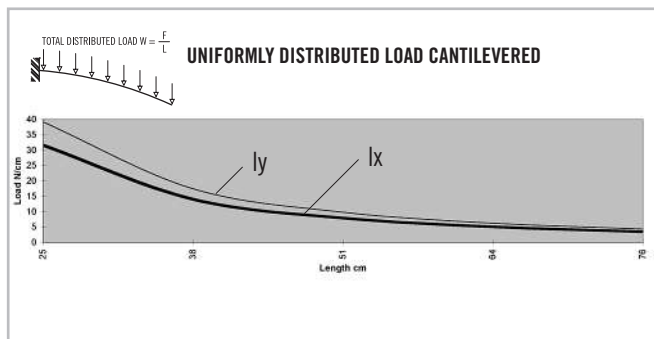
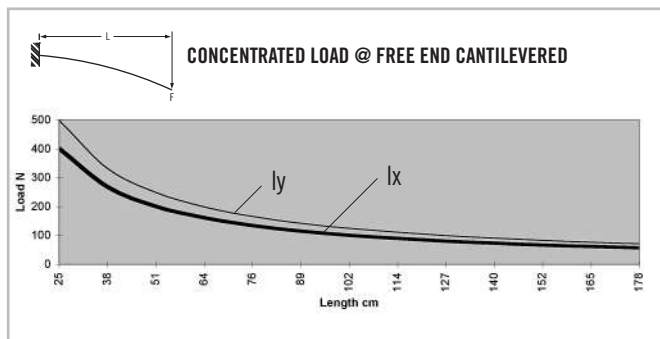
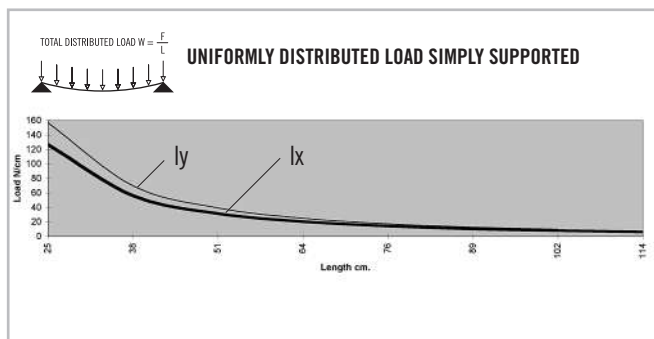
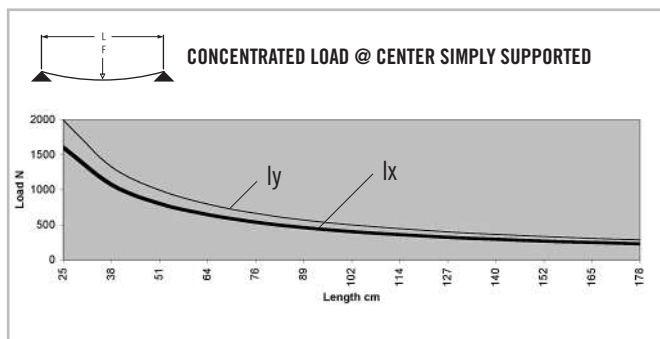
**SPECIFICATIONS**

Length .....	239" (6.07 m)
Weight .....	0.850 lbs/ft (1.264 kg/m)
Estimated Area .....	0.708 in <sup>2</sup> (4.5666 cm <sup>2</sup> )
Moment of Inertia .....	I <sub>x</sub> =0.069 in <sup>4</sup> (2.87 cm <sup>4</sup> ) I <sub>y</sub> =0.171 in <sup>4</sup> (7.12 cm <sup>4</sup> )

**MACHINE SERVICES**

CTL .....	670502
Access Hole 7.9mm .....	670520
Access Hole 11mm .....	670521
Tap M12 .....	670513

**BEAM SELECTION BY LOAD AND LENGTH**



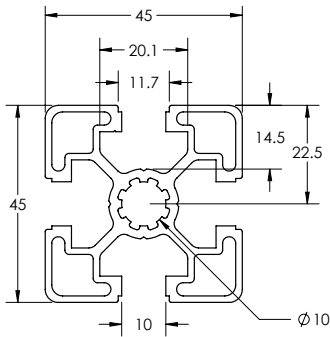
\* Charts based on allowable loads related to yield strength with a margin of safety equal to five.

» For deflection equations see page 10

# B-Series Extrusions

Clear Anodized - **670030**  
 Black Anodized - **670130**  
 Yellow Powdercoat - **670230**

## TS45-45LB



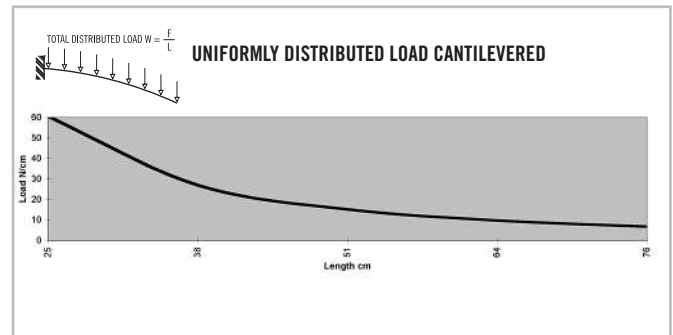
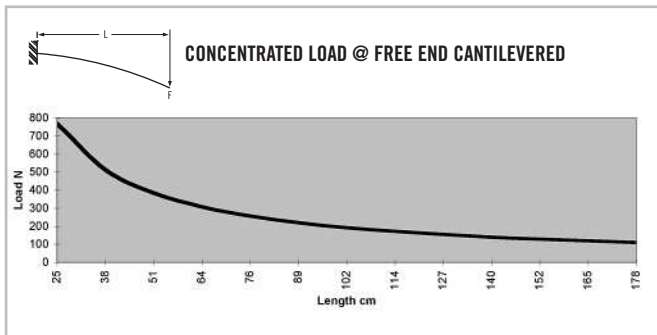
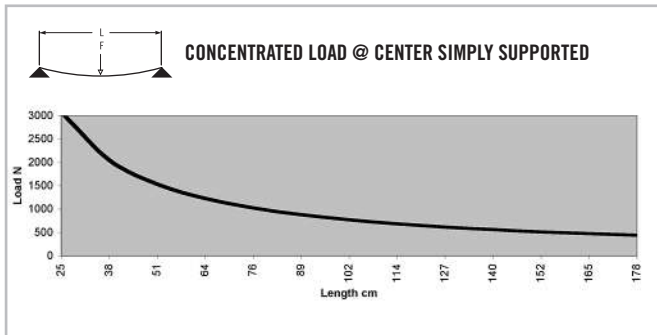
### SPECIFICATIONS

Length Clear .....	239" (6.07 m)
Length Black .....	239" (6.07 m)
Length Yellow .....	144" (3.6 m)
Weight .....	1.064 lbs/ft (1.583 kg/m)
Estimated Area .....	0.884 in <sup>2</sup> (5.7018 cm <sup>2</sup> )
Moment of Inertia .....	I <sub>x</sub> =0.264 in <sup>4</sup> (10.99 cm <sup>4</sup> )
	I <sub>y</sub> =0.264 in <sup>4</sup> (10.99 cm <sup>4</sup> )

### MACHINE SERVICES

CTL .....	670504
Access Hole 9.8mm .....	670520
Access Hole 17mm .....	670521
Tap M12 .....	670513

### BEAM SELECTION BY LOAD AND LENGTH

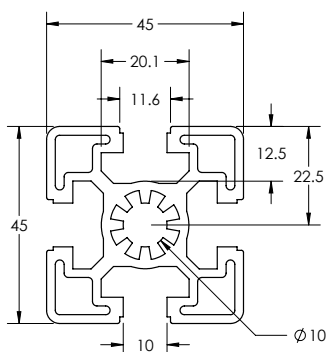


\* Charts based on allowable loads related to yield strength with a margin of safety equal to five.

» For deflection equations see page 10

## TS45-45HB

Clear Anodized - 670031



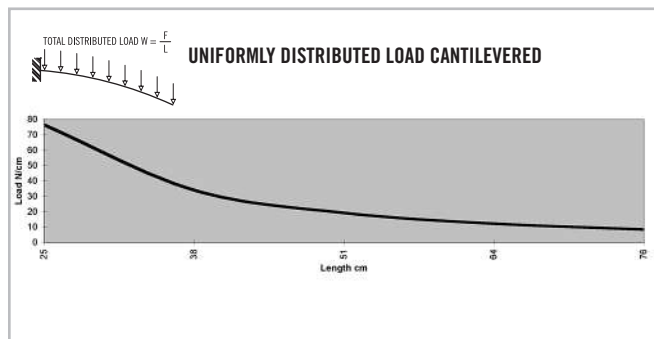
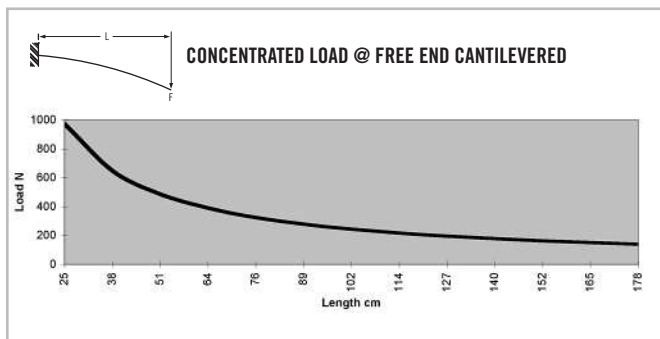
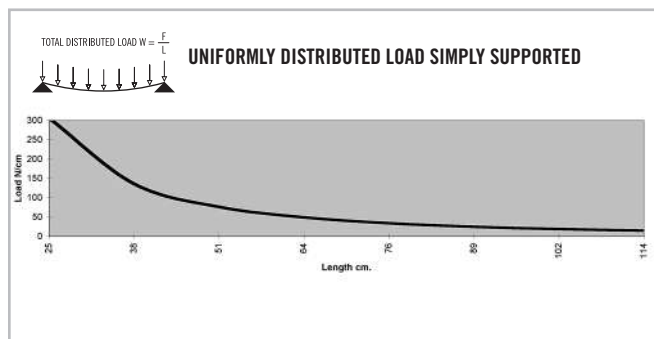
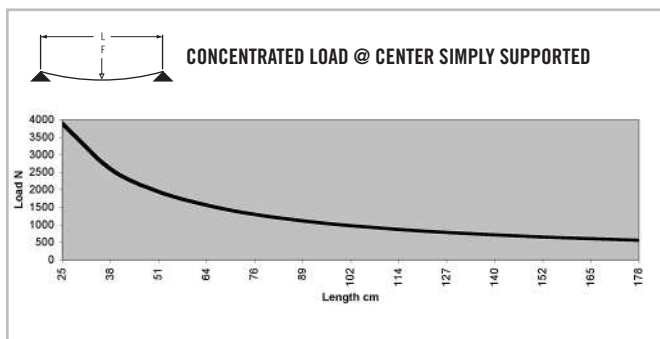
### SPECIFICATIONS

Length	239" (6.07 m)
Weight	1.392 lbs/ft (2.071 kg/m)
Estimated Area	1.16 in <sup>2</sup> (7.482 cm <sup>2</sup> )
Moment of Inertia	$I_x=0.334 \text{ in}^4$ (13.90 cm <sup>4</sup> ) $I_y=0.334 \text{ in}^4$ (13.90 cm <sup>4</sup> )

### MACHINE SERVICES

CTL	670504
Access Hole 9.8mm	670520
Access Hole 17mm	670521
Tap M12	670513

### BEAM SELECTION BY LOAD AND LENGTH



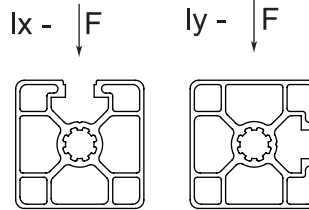
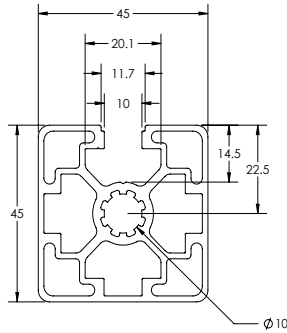
\* Charts based on allowable loads related to yield strength with a margin of safety equal to five.

» For deflection equations see page 10

# B-Series Extrusions

## TS45-45LB MONOSLOT

Clear Anodized - 670083



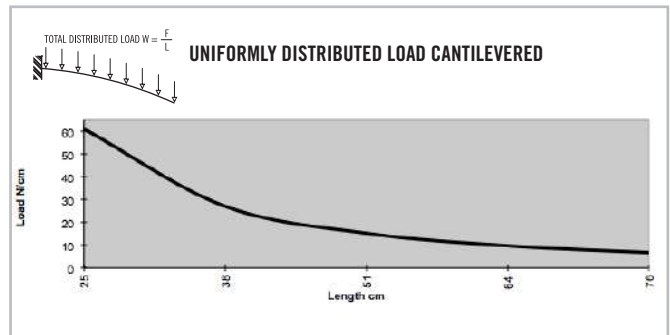
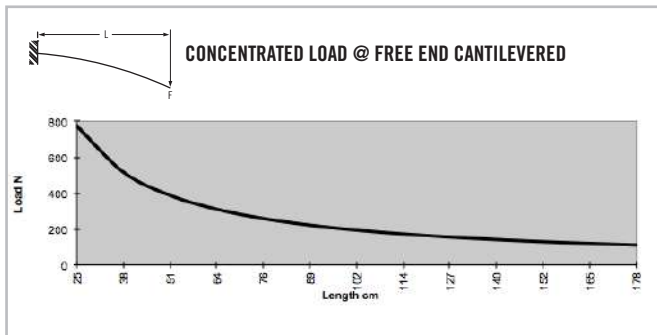
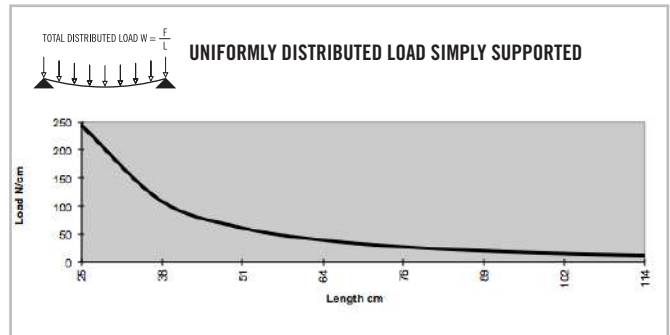
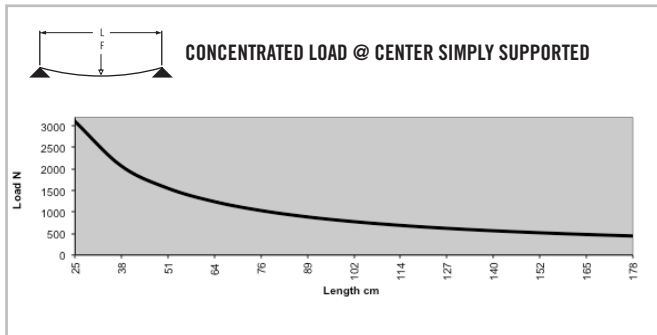
### SPECIFICATIONS

Length	239" (6.07 m)
Weight	1.042 lbs/ft (1.551 kg/m)
Estimated Area	0.868 in <sup>2</sup> (5.600 kg/m)
Moment of Inertia	$I_x=0.266 \text{ in}^4 (11.072 \text{ cm}^2)$
	$I_y=0.269 \text{ in}^4 (11.197 \text{ cm}^2)$

### MACHINE SERVICES

CTL	670504
Access Hole 9.8mm	670520
Access Hole 17mm	670521
Tap M12	670513

### BEAM SELECTION BY LOAD AND LENGTH

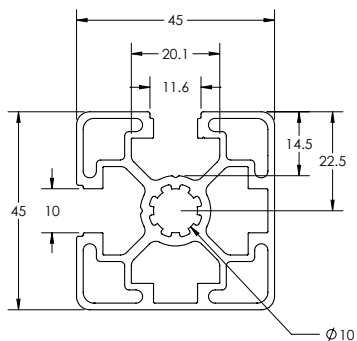


\* Charts based on allowable loads related to yield strength with a margin of safety equal to five.

» For deflection equations see page 10

## TS45-45LB BISLOT ADJ

Clear Anodized - 670081



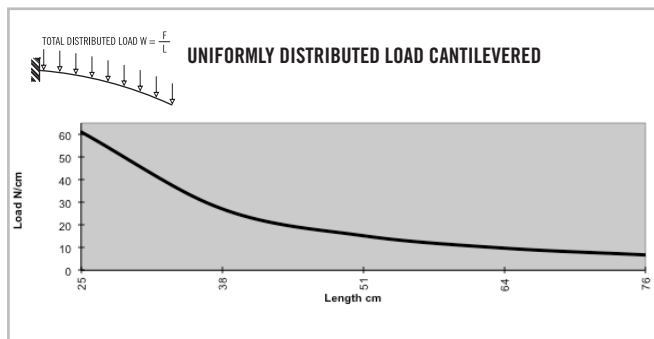
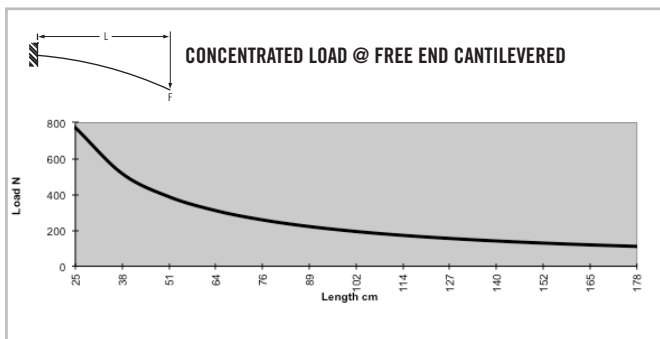
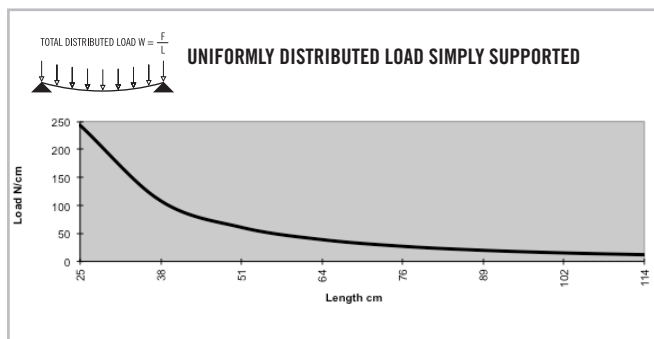
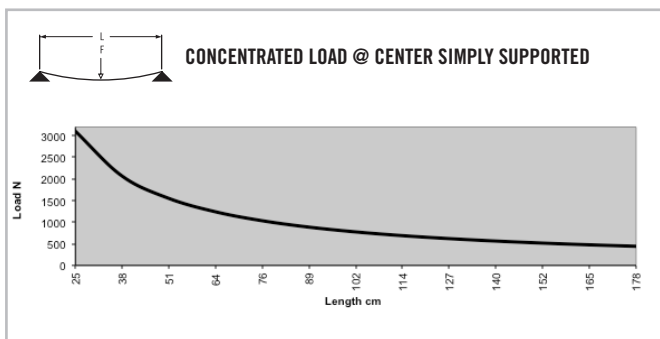
### SPECIFICATIONS

Length	239" (6.07 m)
Weight	1.045 lbs/ft (1.555 kg/m)
Estimated Area	0.871 in <sup>2</sup> (5.619 cm <sup>2</sup> )
Moment of Inertia	$I_x=0.266 \text{ in}^4$ (11.072 cm <sup>4</sup> )
	$I_y=0.266 \text{ in}^4$ (11.072 cm <sup>4</sup> )

### MACHINE SERVICES

CTL	670504
Access Hole 9.8mm	670520
Access Hole 17mm	670521
Tap M12	670513

### BEAM SELECTION BY LOAD AND LENGTH



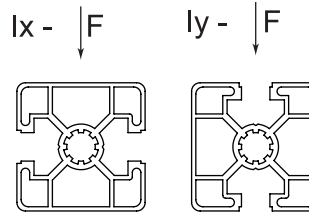
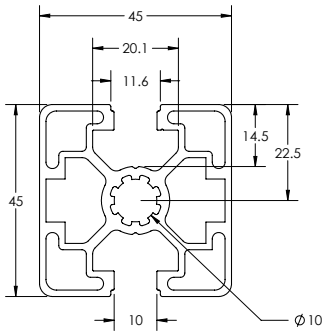
\* Charts based on allowable loads related to yield strength with a margin of safety equal to five.

» For deflection equations see page 10

# B-Series Extrusions

## TS45-45LB BISLOT OPP

Clear Anodized - 670080



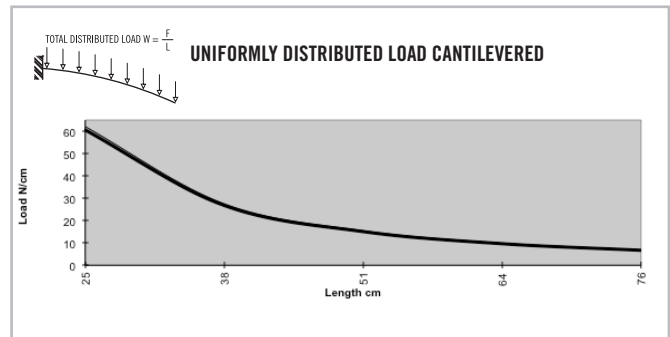
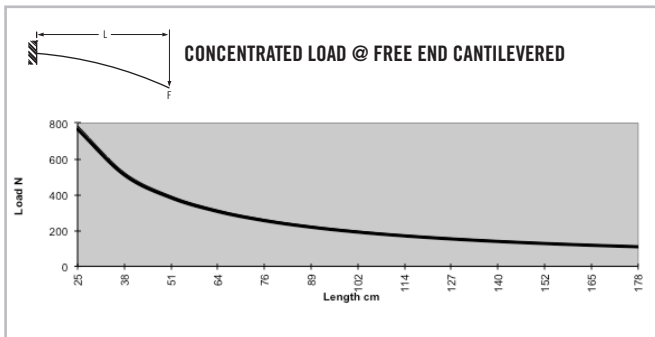
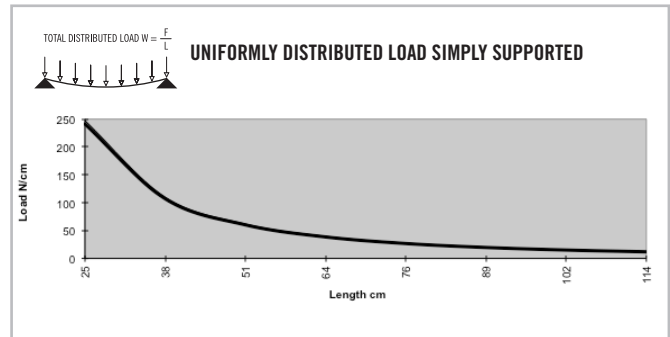
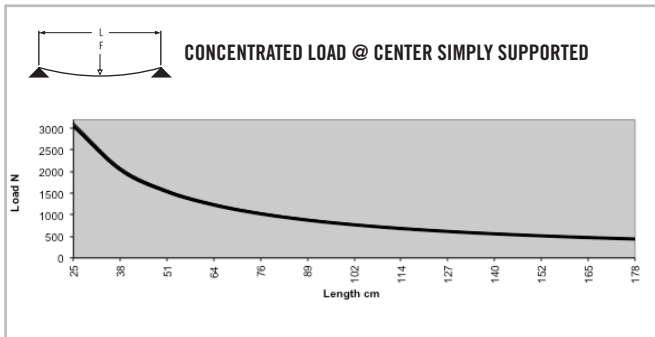
### SPECIFICATIONS

Length	239" (6.07 m)
Weight	1.045 lbs/ft (1.555 kg/m)
Estimated Area	0.871 in <sup>2</sup> (5.619 cm <sup>2</sup> )
Moment of Inertia	I <sub>x</sub> =0.263 in <sup>4</sup> (10.947 cm <sup>4</sup> )
	I <sub>y</sub> =0.270 in <sup>4</sup> (11.238 cm <sup>4</sup> )

### MACHINE SERVICES

CTL	670504
Access Hole 9.8mm	670520
Access Hole 17mm	670521
Tap M12	670513

### BEAM SELECTION BY LOAD AND LENGTH



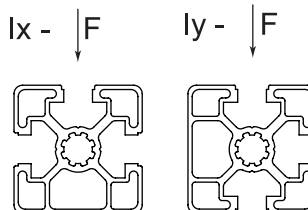
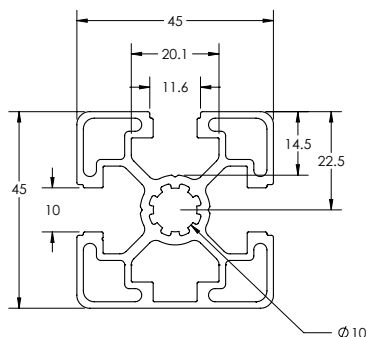
\* Charts based on allowable loads related to yield strength with a margin of safety equal to five.

» For deflection equations see page 10



## TS45-45LB TRISLOT

Clear Anodized - 670082



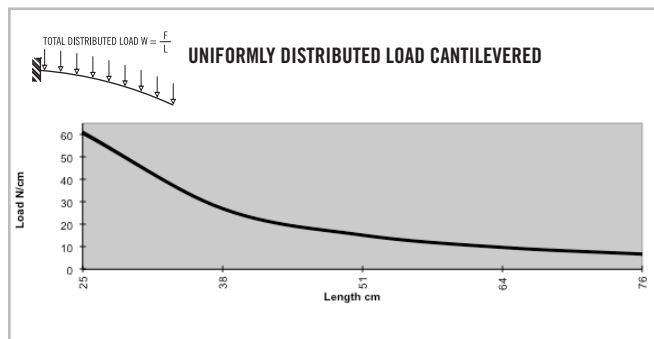
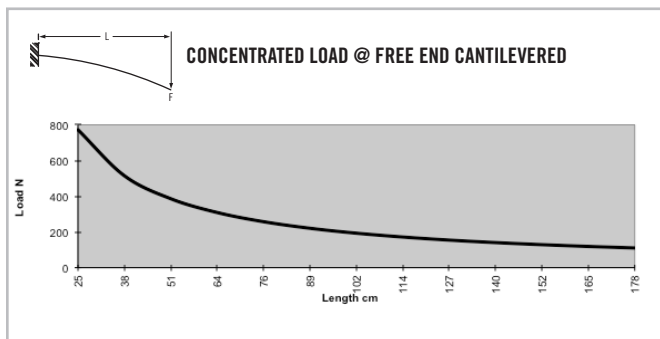
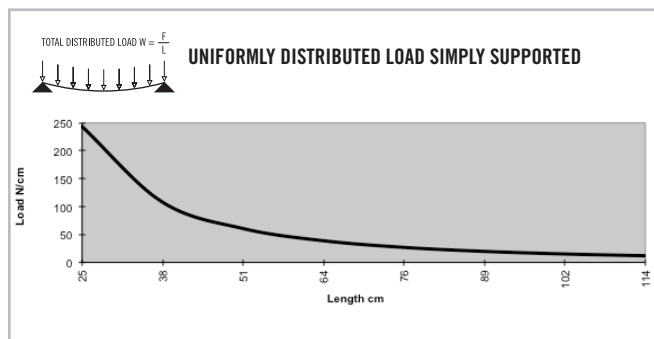
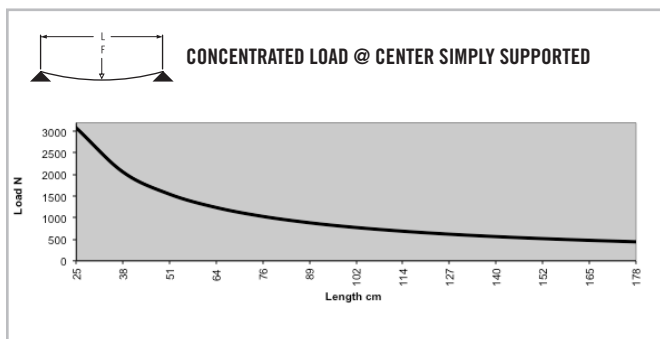
### SPECIFICATIONS

Length	.....	239" (6.07 m)
Weight	.....	1.063 lbs/ft (1.583 kg/m)
Estimated Area	.....	0.886 in <sup>2</sup> (5.716 cm <sup>2</sup> )
Moment of Inertia	.....	I <sub>x</sub> =0.265 in <sup>4</sup> (11.030 cm <sup>4</sup> )
	.....	I <sub>y</sub> =0.268 in <sup>4</sup> (11.155 cm <sup>4</sup> )

### MACHINE SERVICES

CTL	.....	670504
Access Hole 9.8mm	.....	670520
Access Hole 17mm	.....	670521
Tap M12	.....	670513

### BEAM SELECTION BY LOAD AND LENGTH



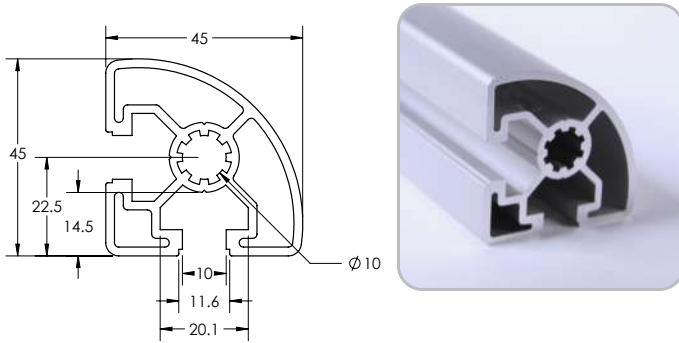
\* Charts based on allowable loads related to yield strength with a margin of safety equal to five.

» For deflection equations see page 10

# B-Series Extrusions

## TS45-45LRB

Clear Anodized - 670037



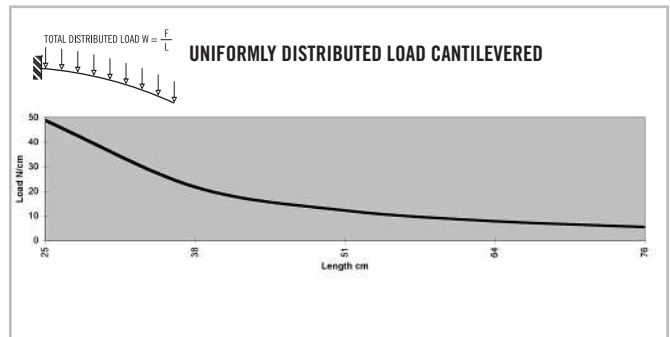
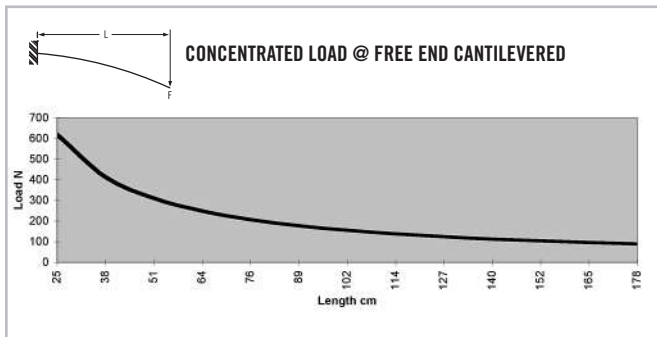
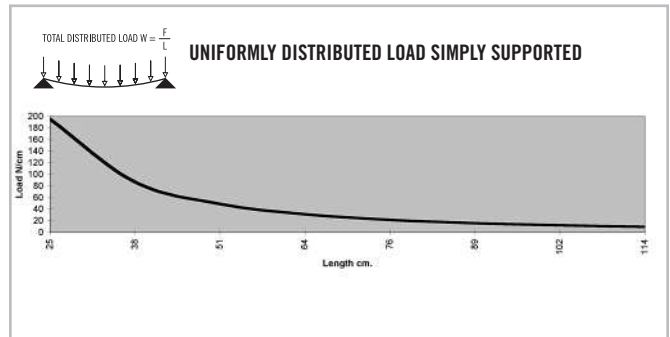
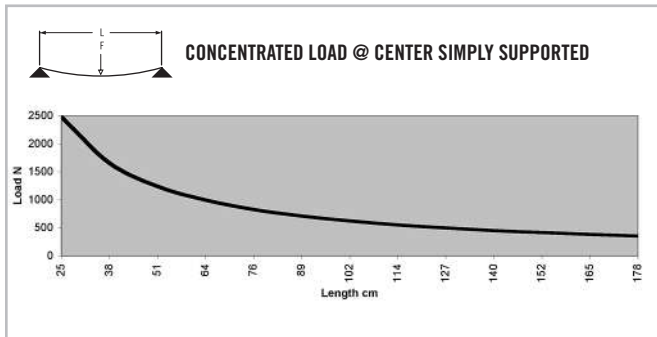
### SPECIFICATIONS

Length	239" (6.07 m)
Weight	1.004 lbs/ft (1.495 kg/m)
Estimated Area	0.837 in <sup>2</sup> (5.399 cm <sup>2</sup> )
Moment of Inertia	$I_x=0.214 \text{ in}^4$ (8.91 cm <sup>4</sup> ) $I_y=0.214 \text{ in}^4$ (8.91 cm <sup>4</sup> )

### MACHINE SERVICES

CTL	670504
Access Hole 9.8mm	670520
Access Hole 17mm	670521
Tap M12	670513

### BEAM SELECTION BY LOAD AND LENGTH

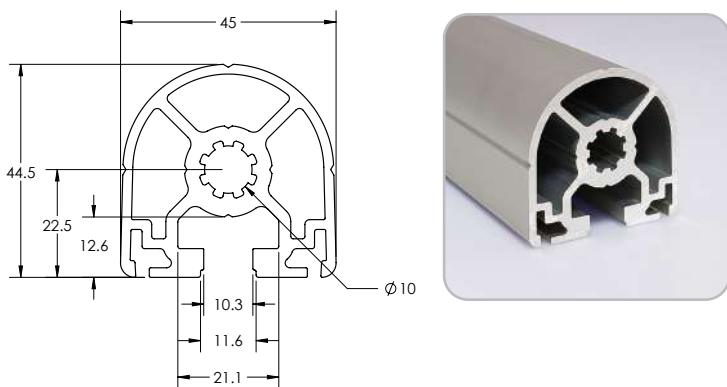


\* Charts based on allowable loads related to yield strength with a margin of safety equal to five.

» For deflection equations see page 10

## TS45-45B HR

Clear Anodized - 670032



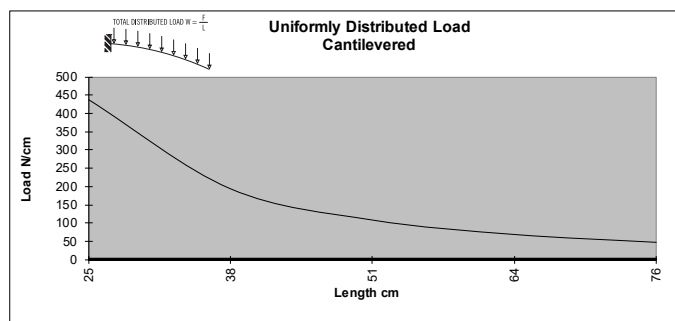
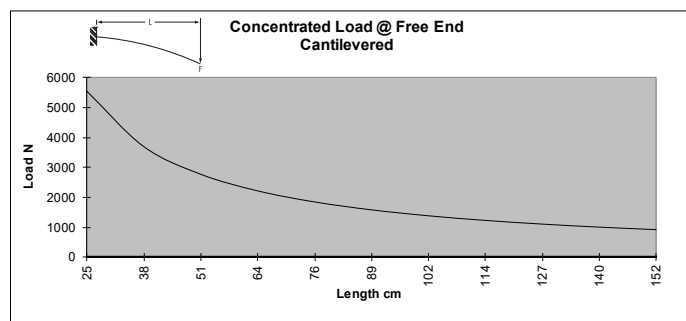
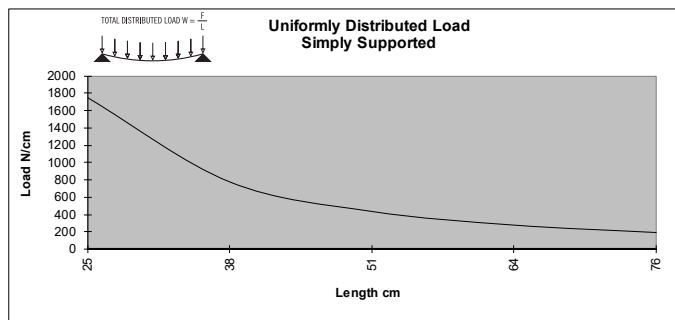
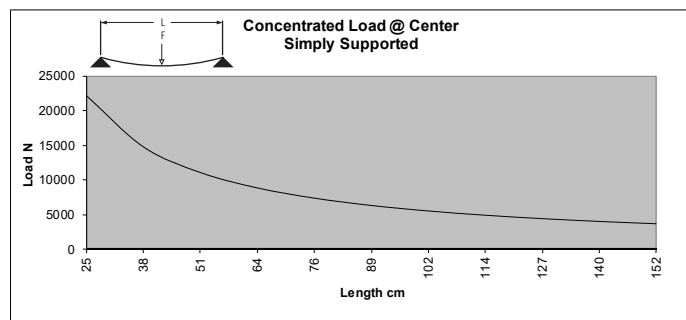
### SPECIFICATIONS

Length	239" (6.07 m)
Weight	1.248 lbs/ft (1.857 kg/m)
Estimated Area	1.042. in <sup>2</sup> (6.722 cm <sup>2</sup> )
Moment of Inertia	0.216 I <sub>x</sub> = in <sup>4</sup> (8.99 cm <sup>4</sup> ) 0.212 I <sub>y</sub> = in <sup>4</sup> (8.82 cm <sup>4</sup> )

### MACHINE SERVICES

CTL	670504
Access Hole 9.8mm	670520
Access Hole 17mm	670521
Tap M12	670513

### BEAM SELECTION BY LOAD AND LENGTH



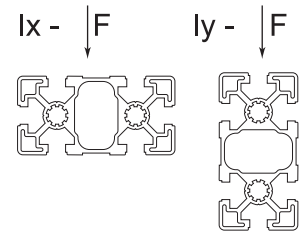
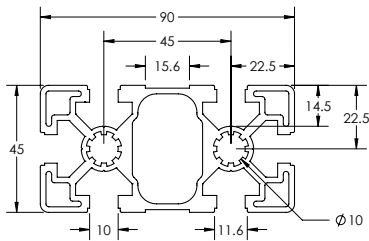
\* Charts based on allowable loads related to yield strength with a margin of safety equal to five.

» For deflection equations see page 10

# B-Series Extrusions

## TS45-90LB

Clear Anodized - **670043**  
 Black Anodized - **670143**



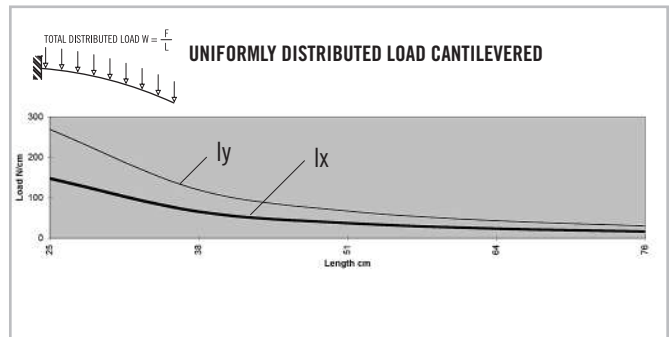
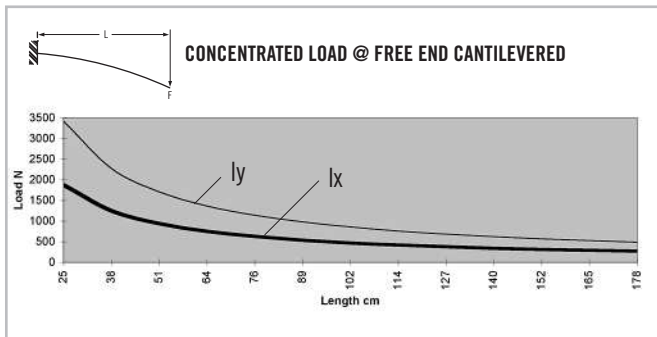
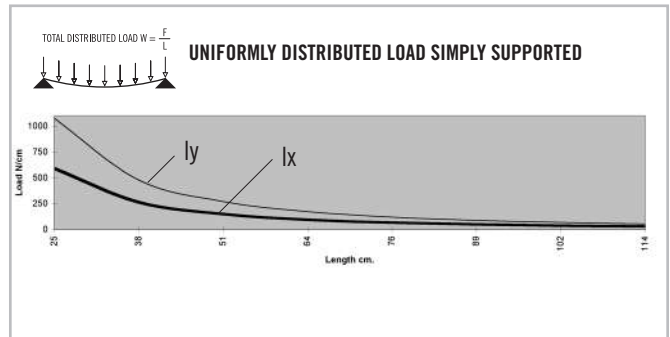
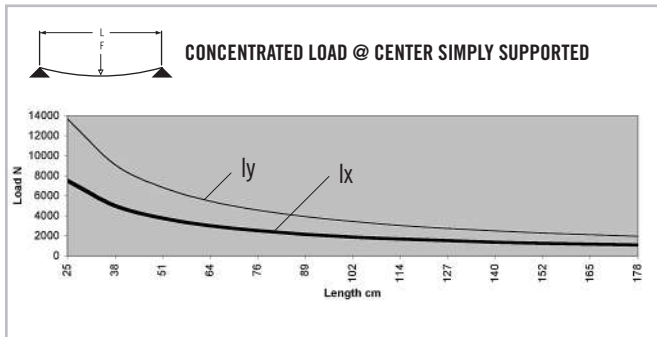
### SPECIFICATIONS

Length	239" (6.07 m)
Weight	2.365 lbs/ft (3.520 kg/m)
Estimated Area	1.973 in <sup>2</sup> (12.72585 cm <sup>2</sup> )
Moment of Inertia	$I_x=0.644 \text{ in}^4$ (26.81 cm <sup>4</sup> ) $I_y=2.349 \text{ in}^4$ (97.77 cm <sup>4</sup> )

### MACHINE SERVICES

CTL	670505
Access Hole 9.8mm	670520
Access Hole 17mm	670521
Tap M12	670514

### BEAM SELECTION BY LOAD AND LENGTH

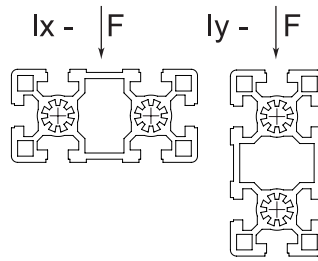
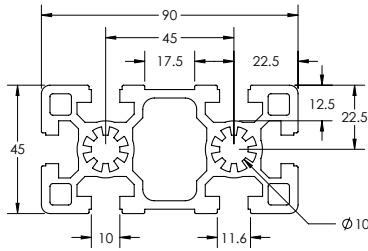


\* Charts based on allowable loads related to yield strength with a margin of safety equal to five.

» For deflection equations see page 10

# TS45-90HB

Clear Anodized - 670044



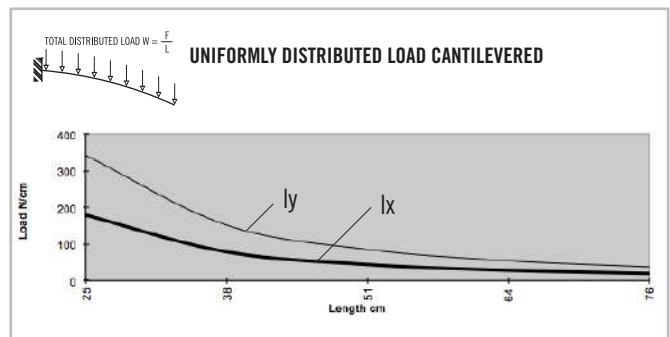
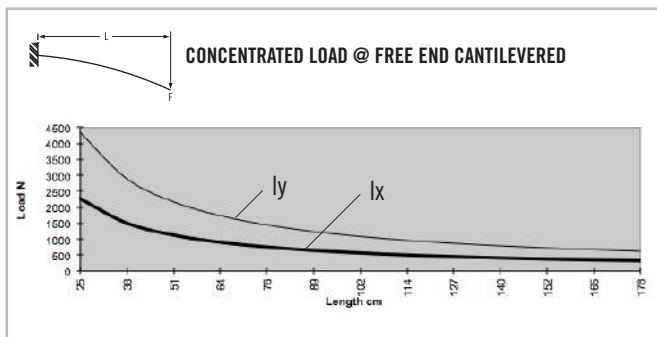
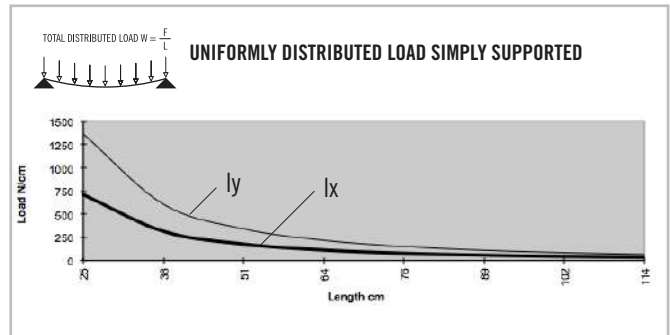
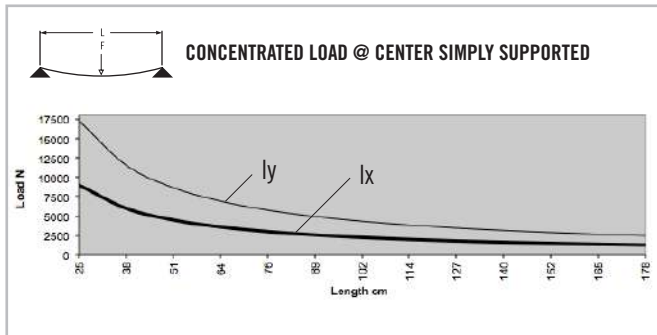
## SPECIFICATIONS

Length	239" (6.07 m)
Weight	2.832 lbs/ft (4.216 kg/m)
Estimated Area	2.36 in <sup>2</sup> (15.226 cm <sup>2</sup> )
Moment of Inertia	$I_x=0.774 \text{ in}^4$ (32.21 cm <sup>4</sup> )
	$I_y=2.978 \text{ in}^4$ (123.94 cm <sup>4</sup> )

## MACHINE SERVICES

CTL	670505
Access Hole 9.8mm	670520
Access Hole 17mm	670521
Tap M12	670514

## BEAM SELECTION BY LOAD AND LENGTH



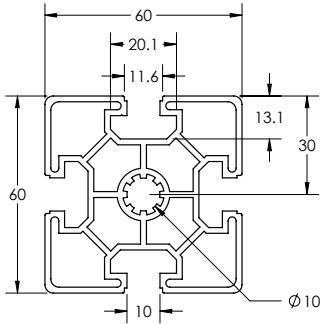
\* Charts based on allowable loads related to yield strength with a margin of safety equal to five.

» For deflection equations see page 10

# B-Series Extrusions

## TS60-60LB 4 SLOT

Clear Anodized - 670051



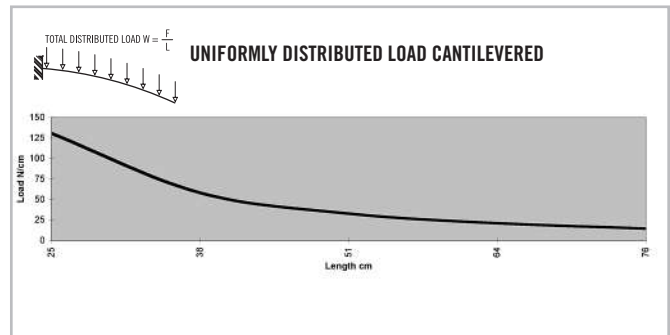
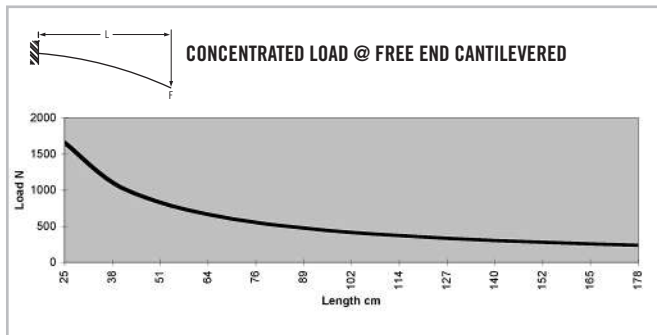
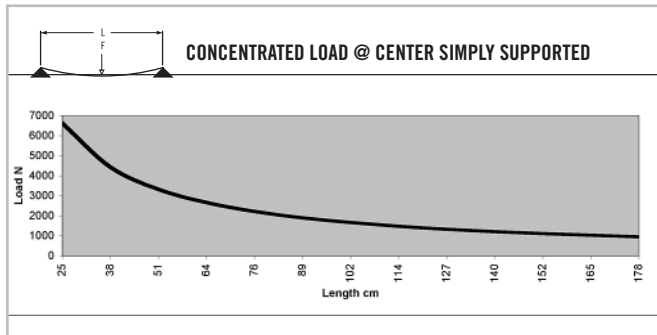
### SPECIFICATIONS

Length	239" (6.07 m)
Weight	1.732 lbs/ft (2.578 kg/m)
Estimated Area	1.444 in <sup>2</sup> (9.3138 cm <sup>2</sup> )
Moment of Inertia	$I_x=0.76 \text{ in}^4$ (31.63 cm <sup>4</sup> ) $I_y=0.76 \text{ in}^4$ (31.63 cm <sup>4</sup> )

### MACHINE SERVICES

CTL	670506
Access Hole 9.8mm	670520
Access Hole 17mm	670521
Tap M12	670513

### BEAM SELECTION BY LOAD AND LENGTH

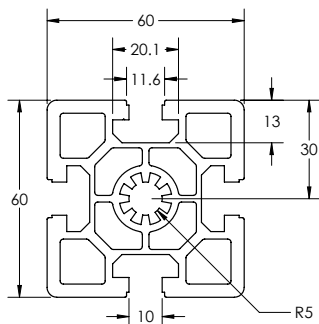


\* Charts based on allowable loads related to yield strength with a margin of safety equal to five.

» For deflection equations see page 10

## TS60-60HB 4 SLOT

Clear Anodized - 670052



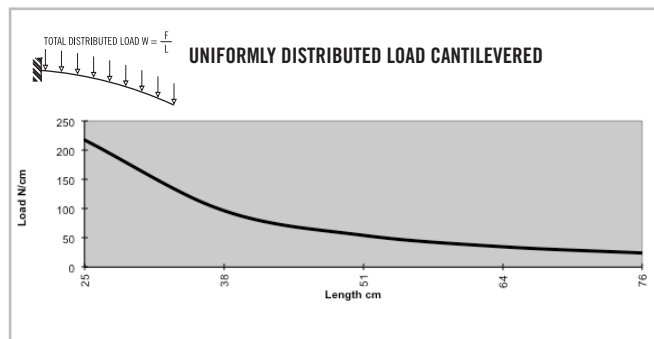
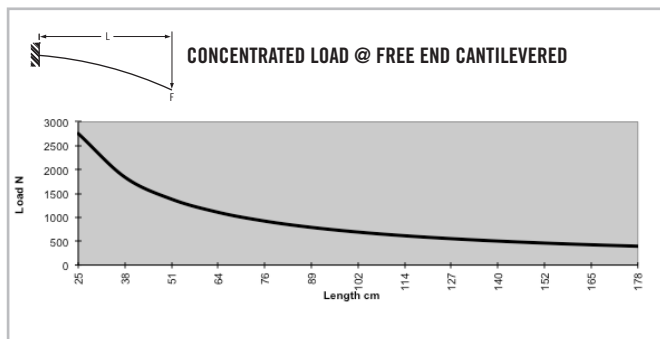
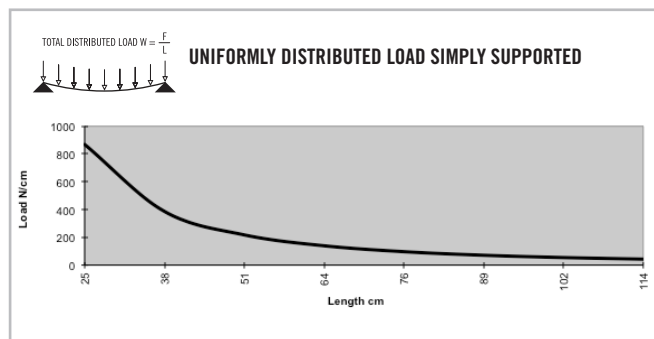
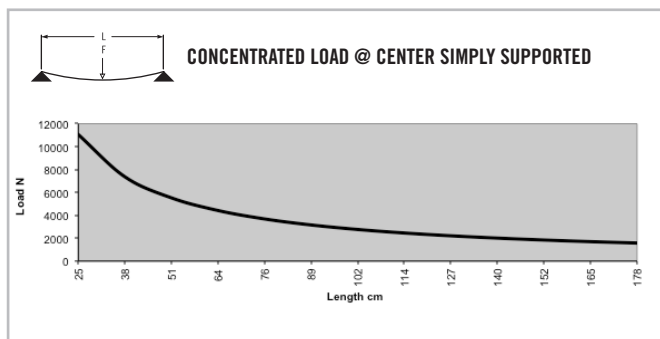
### SPECIFICATIONS

Length	239" (6.07 m)
Weight	2.671 lbs/ft (3.975 kg/m)
Estimated Area	2.226 in <sup>2</sup> (14.361 cm <sup>2</sup> )
Moment of Inertia	I <sub>x</sub> =1.264 in <sup>4</sup> (52.612 cm <sup>4</sup> )
	I <sub>y</sub> =1.264 in <sup>4</sup> (52.612 cm <sup>4</sup> )

### MACHINE SERVICES

CTL	670506
Access Hole 9.8mm	670520
Access Hole 17mm	670521
Tap M12	670513

### BEAM SELECTION BY LOAD AND LENGTH




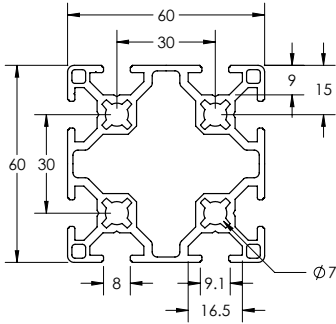
\* Charts based on allowable loads related to yield strength with a margin of safety equal to five.

» For deflection equations see page 10

# B-Series Extrusions

## TS60-60B 8 SLOT

Clear Anodized - **670018**  
 Black Anodized - **670118**



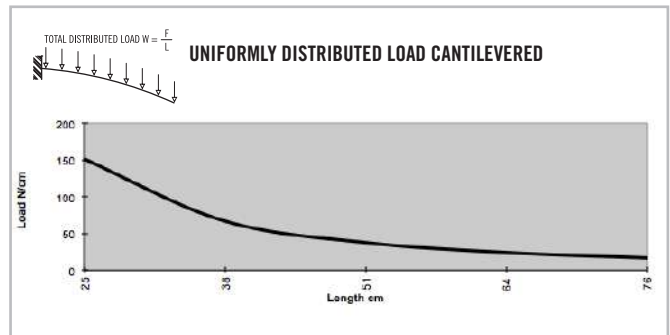
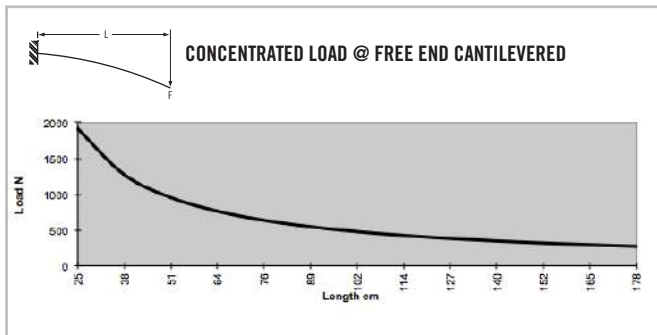
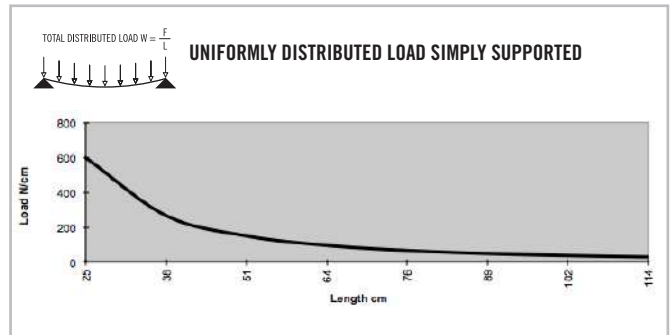
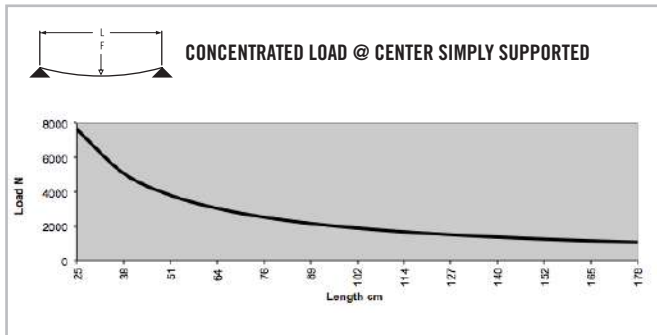
### SPECIFICATIONS

Length	.....	239" (6.07 m)
Weight	.....	1.711 lbs/ft (2.546 kg/m)
Estimated Area	.....	1.426 in <sup>2</sup> (14.361 cm <sup>2</sup> )
Moment of Inertia	.....	$I_x=0.873 \text{ in}^4 (36.337 \text{ cm}^4)$
	.....	$I_y=0.873 \text{ in}^4 (36.337 \text{ cm}^4)$

### MACHINE SERVICES

CTL	.....	670506
Access Hole 9.8mm	.....	670520
Access Hole 17mm	.....	670521
Tap M8	.....	660032

### BEAM SELECTION BY LOAD AND LENGTH



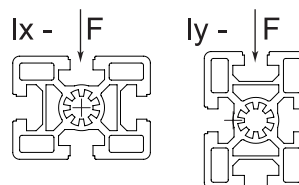
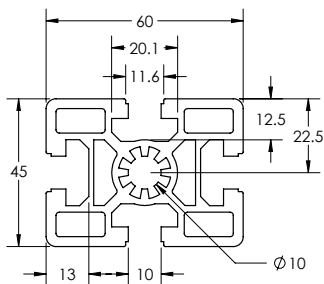
\* Charts based on allowable loads related to yield strength with a margin of safety equal to five.

» For deflection equations see page 10



# TS45-60HB

Clear Anodized - 670050



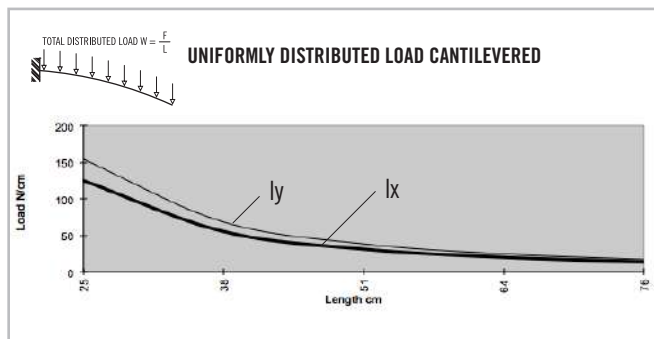
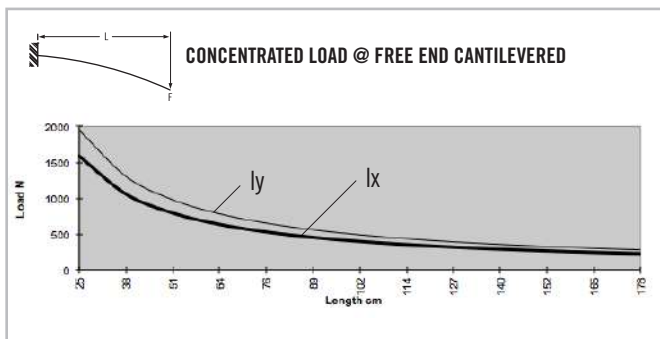
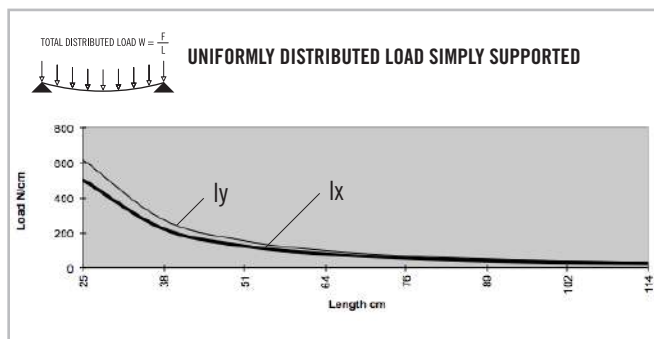
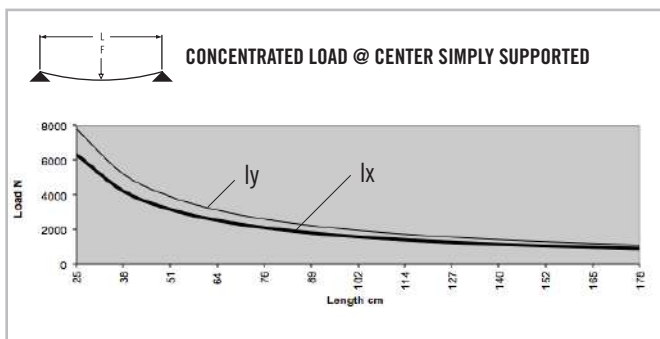
## SPECIFICATIONS

Length	239" (6.07 m)
Weight	2.039 lbs/ft (3.034 kg/m)
Estimated Area	1.699 in <sup>2</sup> (10.961 cm <sup>2</sup> )
Moment of Inertia	I <sub>x</sub> =0.544 in <sup>4</sup> (22.643 cm <sup>4</sup> )
	I <sub>y</sub> =0.894 in <sup>4</sup> (37.211 cm <sup>4</sup> )

## MACHINE SERVICES

CTL	670505
Access Hole 9.8mm	670520
Access Hole 17mm	670521
Tap M12	670513

## BEAM SELECTION BY LOAD AND LENGTH



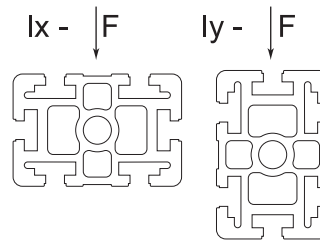
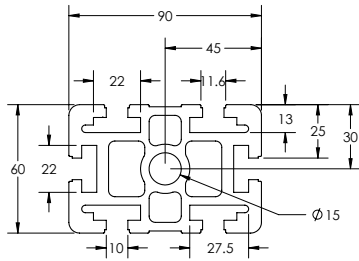
\* Charts based on allowable loads related to yield strength with a margin of safety equal to five.

» For deflection equations see page 10

# B-Series Extrusions

## TS60-90HB

Clear Anodized - 670053



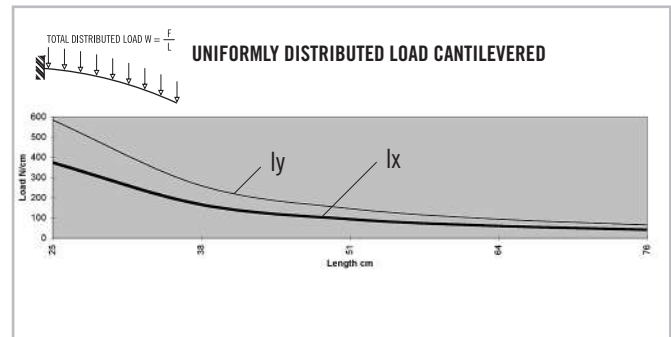
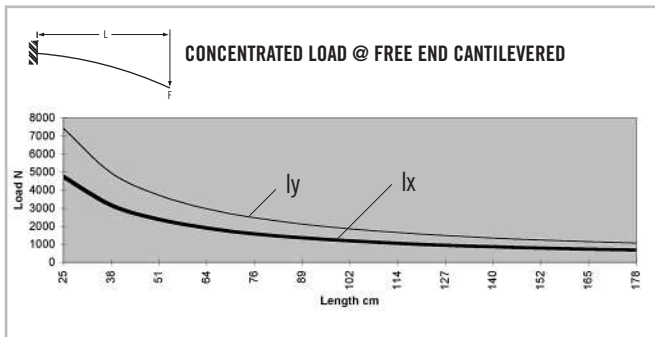
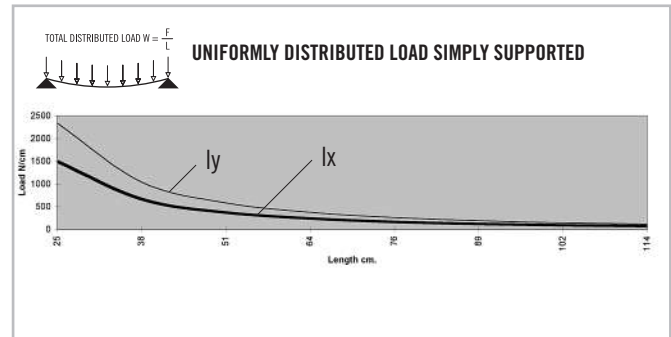
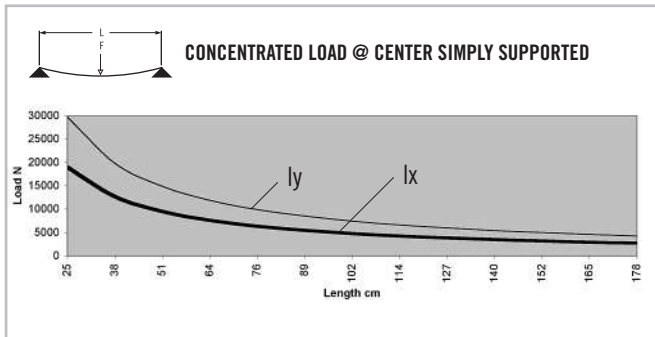
### SPECIFICATIONS

Length	239" (6.07 m)
Weight	4.763 lbs/ft (7.088 kg/m)
Estimated Area	3.975 in <sup>2</sup> (25.63875 cm <sup>2</sup> )
Moment of Inertia	lx=2.173 in <sup>4</sup> (90.45 cm <sup>4</sup> ) ly=5.105 in <sup>4</sup> (212.49 cm <sup>4</sup> )

### MACHINE SERVICES

CTL	670507
Access Hole 9.8mm	670520
Access Hole 17mm	670521
Tap M16	670516

### BEAM SELECTION BY LOAD AND LENGTH



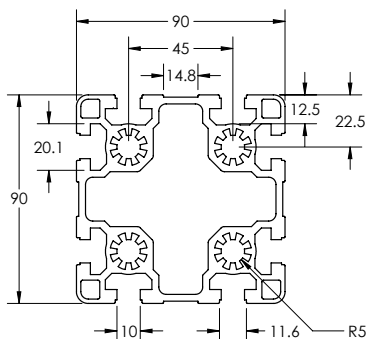
\* Charts based on allowable loads related to yield strength with a margin of safety equal to five.

» For deflection equations see page 10

## TS90-90LB

Clear Anodized - **670057**

Black Anodized - **670157**



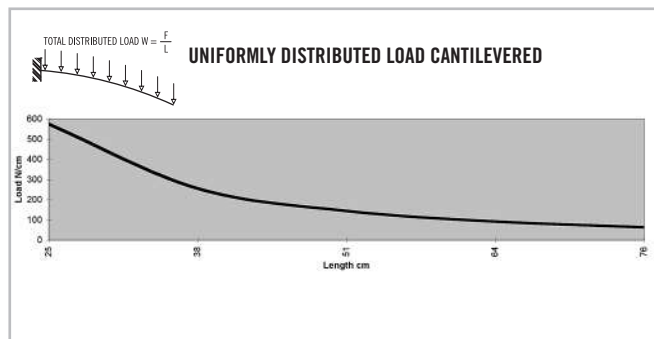
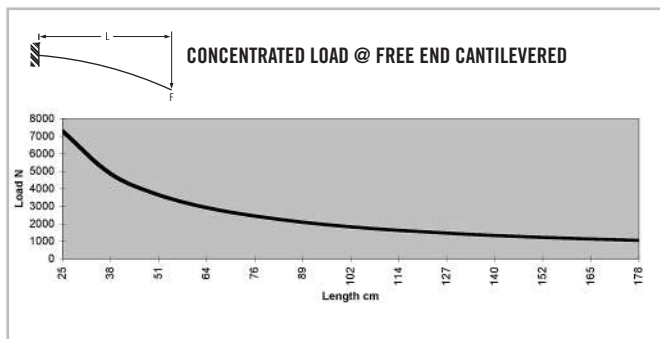
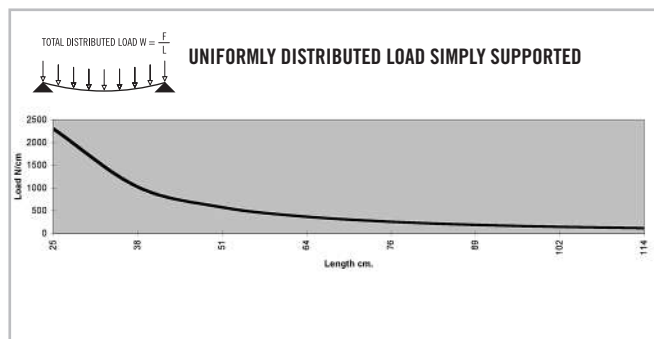
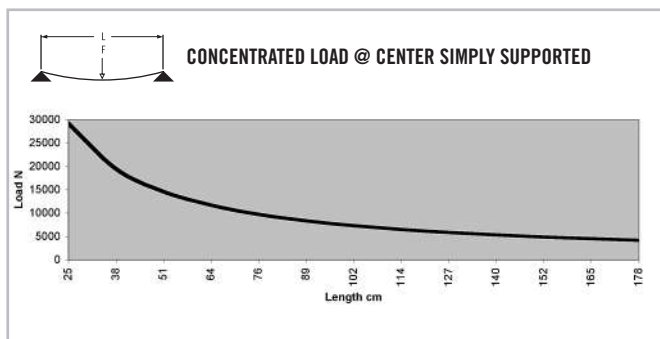
### SPECIFICATIONS

Length	239" (6.07 m)
Weight	4.530 lbs/ft (6.741 kg/m)
Estimated Area	3.567 in <sup>2</sup> (23.00715 cm <sup>2</sup> )
Moment of Inertia	I <sub>x</sub> =5.016 in <sup>4</sup> (208.78 cm <sup>4</sup> )
	I <sub>y</sub> =5.016 in <sup>4</sup> (208.78 cm <sup>4</sup> )

### MACHINE SERVICES

CTL	670508
Access Hole 9.8mm	670520
Access Hole 17mm	670521
Tap M12	670515

### BEAM SELECTION BY LOAD AND LENGTH



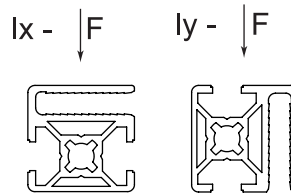

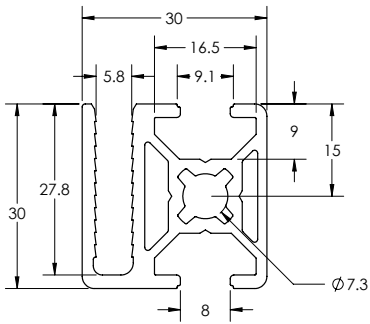
\* Charts based on allowable loads related to yield strength with a margin of safety equal to five.

» For deflection equations see page 10

# B-Series Extrusions

## TS30-30FG 30B

Clear Anodized - 670070



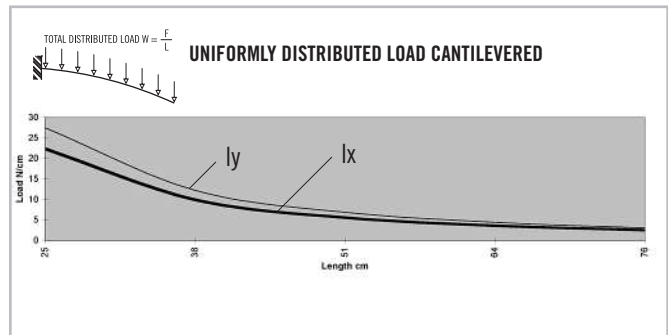
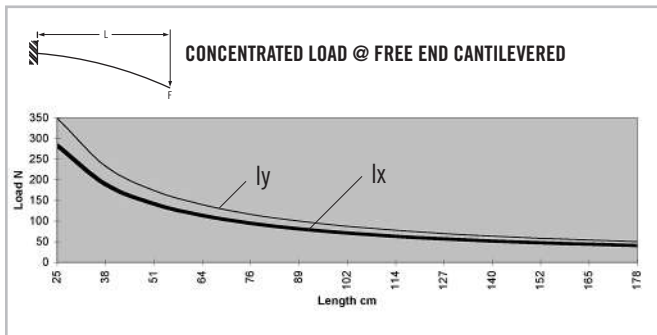
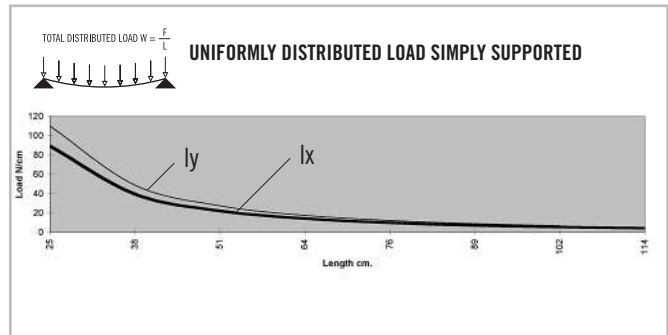
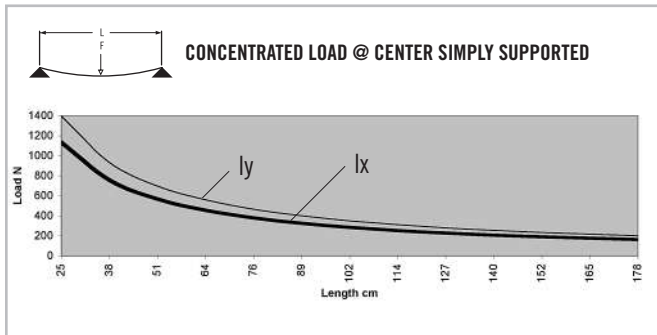
### SPECIFICATIONS

Length	239" (6.07 m)
Weight	0.648 lbs/ft (0.964 kg/m)
Estimated Area	0.54 in <sup>2</sup> (3.483 cm <sup>2</sup> )
Moment of Inertia	$I_x=0.065 \text{ in}^4$ (2.71 cm <sup>4</sup> ) $I_y=0.08 \text{ in}^4$ (3.33 cm <sup>4</sup> )

### MACHINE SERVICES

CTL	670502
Access Hole 7.9mm	670518
Access Hole 11mm	670519
Tap M8	670511

### BEAM SELECTION BY LOAD AND LENGTH

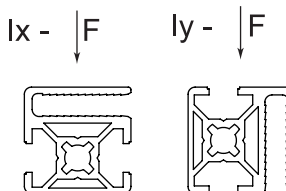
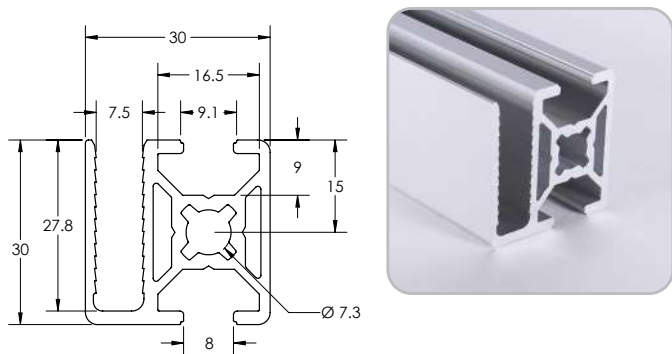


\* Charts based on allowable loads related to yield strength with a margin of safety equal to five.

» For deflection equations see page 10

# TS30-30FG 40B

Clear Anodized - 670072



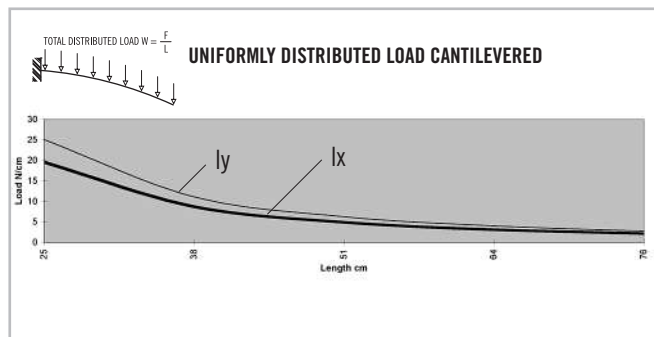
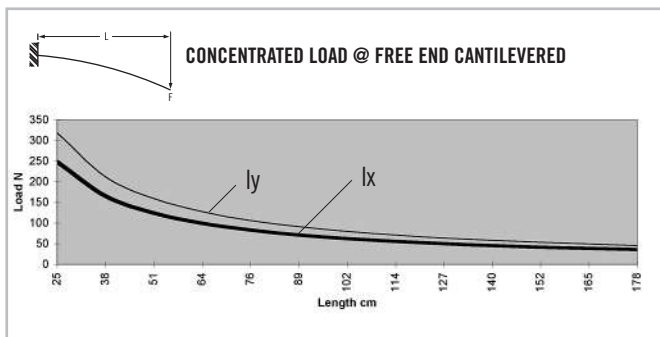
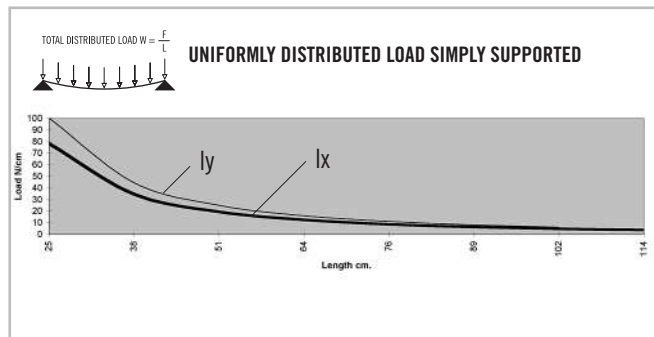
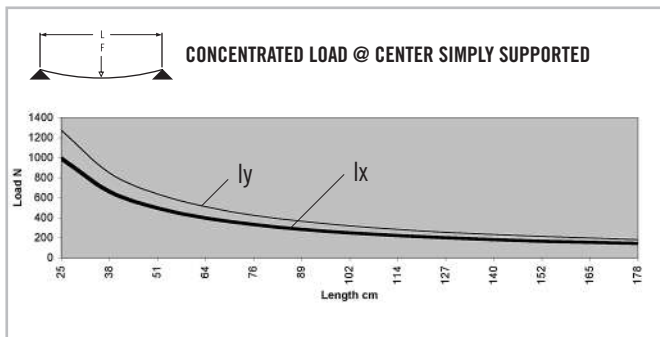
## SPECIFICATIONS

Length	239" (6.07 m)
Weight	0.588 lbs/ft (0.875 kg/m)
Estimated Area	0.49 in <sup>2</sup> (3.1605 cm <sup>2</sup> )
Moment of Inertia	I <sub>x</sub> =0.057 in <sup>4</sup> (2.37 cm <sup>4</sup> ) I <sub>y</sub> =0.073 in <sup>4</sup> (3.04 cm <sup>4</sup> )

## MACHINE SERVICES

CTL	670502
Access Hole 7.9mm	670518
Access Hole 11mm	670519
Tap M8	670511

## BEAM SELECTION BY LOAD AND LENGTH



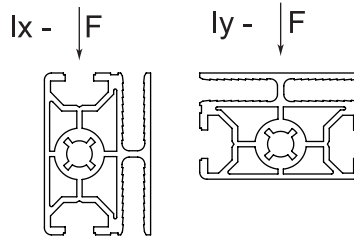
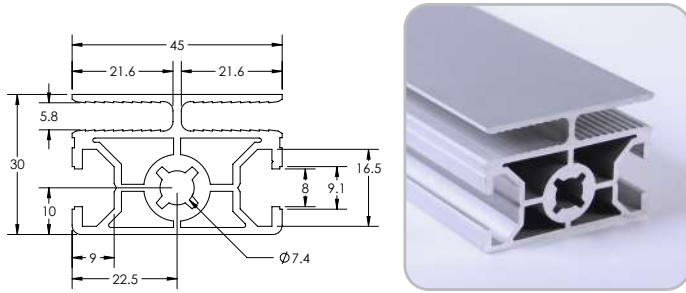
\* Charts based on allowable loads related to yield strength with a margin of safety equal to five.

» For deflection equations see page 10

# B-Series Extrusions

## TS30-45FG30

Clear Anodized - 670071



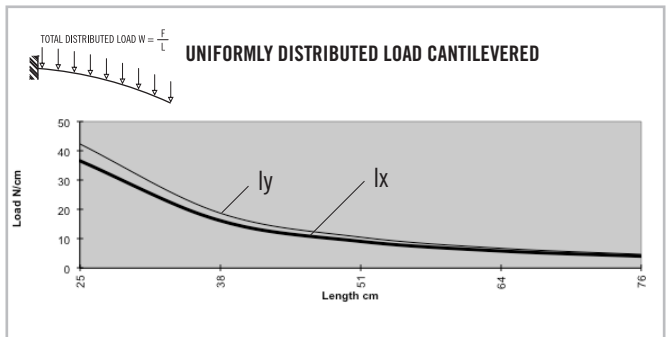
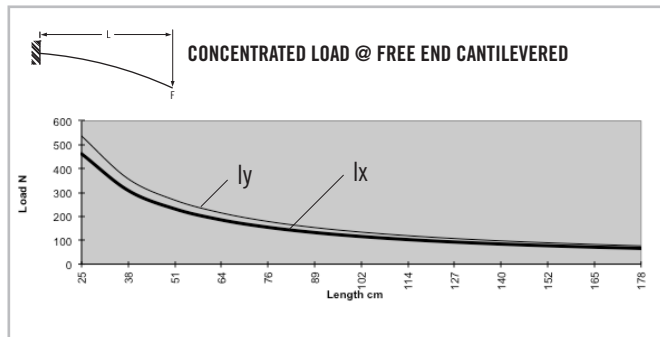
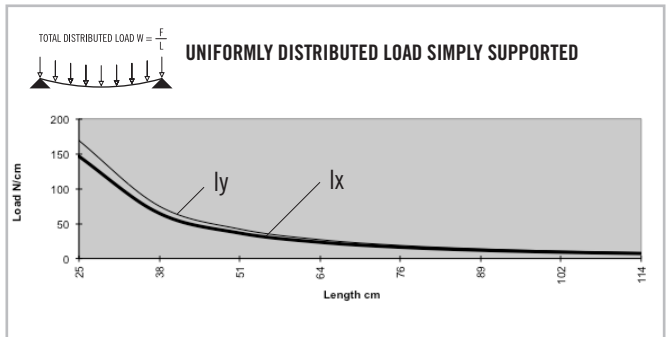
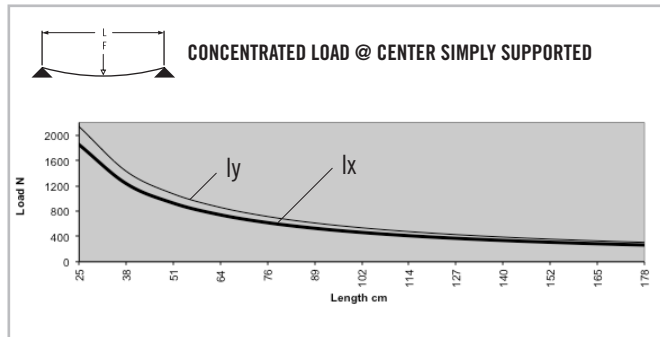
### SPECIFICATIONS

Length	239" (6.07 m)
Weight	0.886 lbs/ft (1.289 kg/m)
Estimated Area	0.738 in <sup>2</sup> (4.761 cm <sup>2</sup> )
Moment of Inertia	lx=0.106 in <sup>4</sup> (4.412 cm <sup>4</sup> )
	ly=0.184 in <sup>4</sup> (7.659 cm <sup>4</sup> )

### MACHINE SERVICES

CTL	670502
Access Hole 7.9mm	670518
Access Hole 11mm	670519
Tap M8	670511

### BEAM SELECTION BY LOAD AND LENGTH

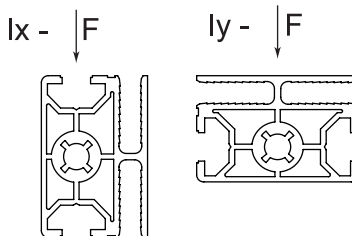
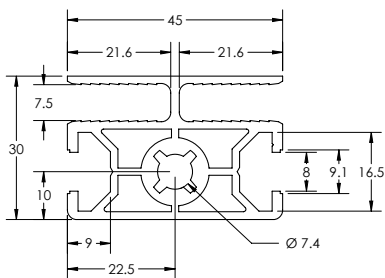


\* Charts based on allowable loads related to yield strength with a margin of safety equal to five.

» For deflection equations see page 10

# TS30-45FG40

Clear Anodized - 670074



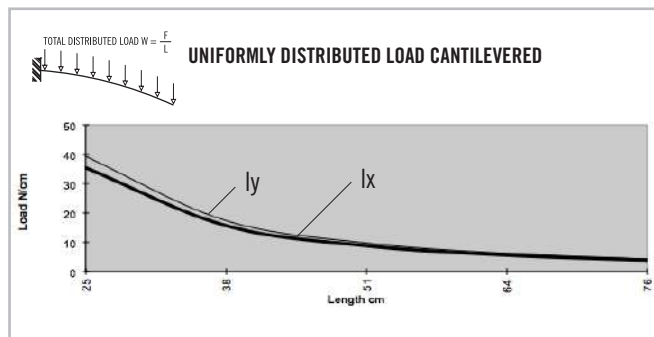
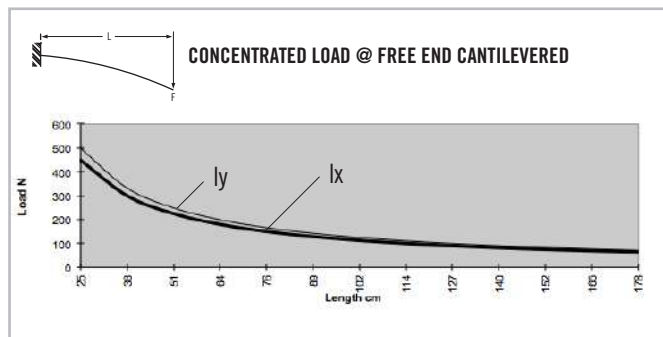
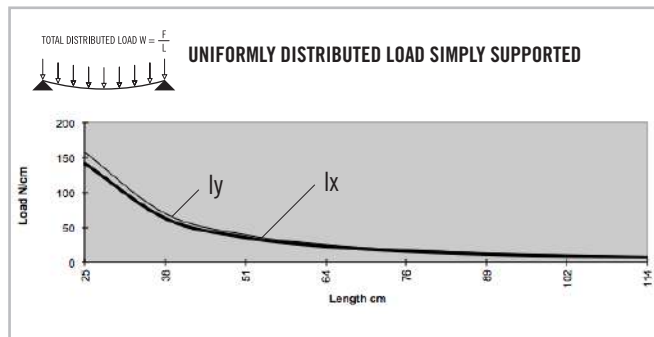
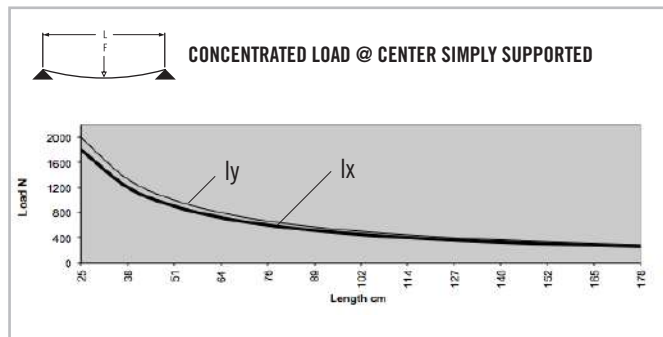
## SPECIFICATIONS

Length	239" (6.07 m)
Weight	0.869 lbs/ft (1.293 kg/m)
Estimated Area	0.724 in <sup>2</sup> (4.671 cm <sup>2</sup> )
Moment of Inertia	$I_x=0.103 \text{ in}^4 (4.287 \text{ cm}^4)$
	$I_y=0.171 \text{ in}^4 (7.118 \text{ cm}^4)$

## MACHINE SERVICES

CTL	670502
Access Hole 7.9mm	670518
Access Hole 11mm	670519
Tap M8	670511

## BEAM SELECTION BY LOAD AND LENGTH



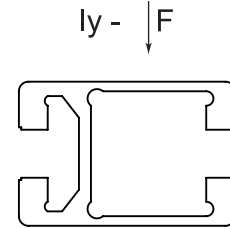
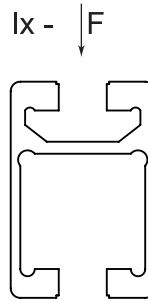
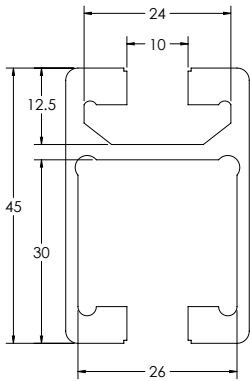
\* Charts based on allowable loads related to yield strength with a margin of safety equal to five.

» For deflection equations see page 10

# B-Series Extrusions

## TS30-45 C CHANNEL

Clear Anodized - 670086



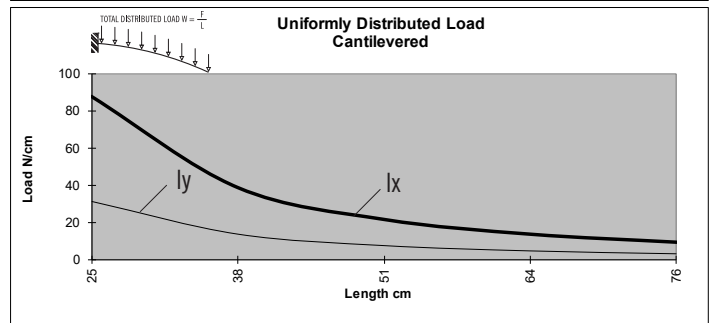
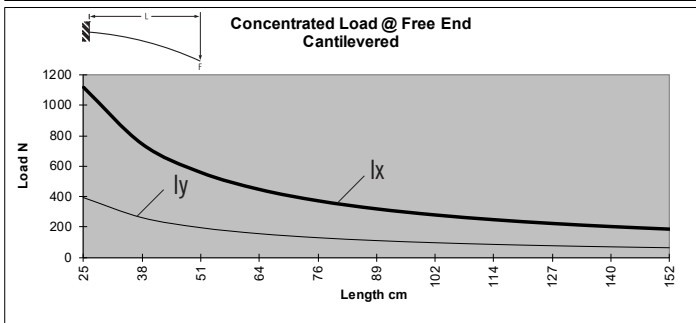
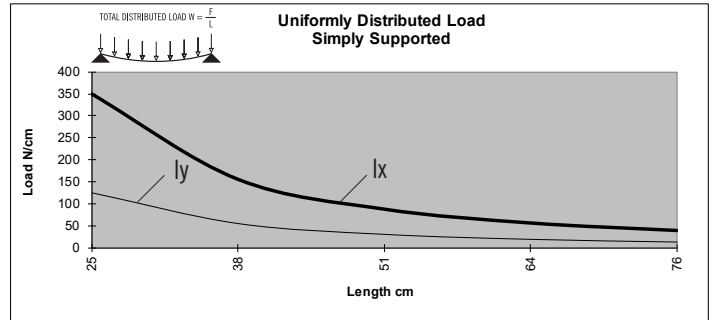
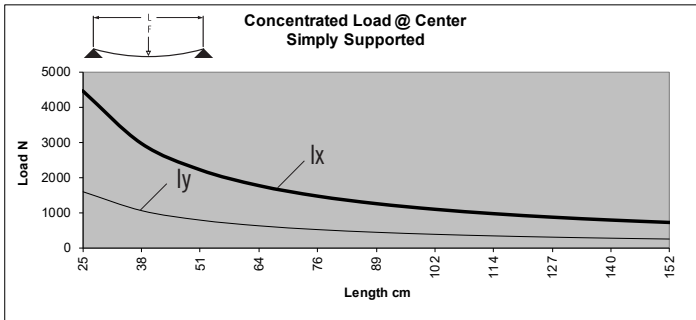
### SPECIFICATIONS

Length	.....	239" (6.07 m)
Weight	.....	0.832 lbs/ft (1.238 kg/m)
Estimated Area	.....	0.693 in <sup>2</sup> (4.47 cm <sup>2</sup> )
Moment of Inertia	.....	0.255 I <sub>x</sub> = in <sup>4</sup> (10.610 cm <sup>4</sup> )
	.....	0.136 I <sub>y</sub> = in <sup>4</sup> (5.660 cm <sup>4</sup> )

### MACHINE SERVICES

CTL	.....	670502
Access Hole 7.9mm	.....	670518
Access Hole 11mm	.....	670519

### BEAM SELECTION BY LOAD AND LENGTH



\* Charts based on allowable loads related to yield strength with a margin of safety equal to five.

» For deflection equations see page 10





# CONTENT

## 03 TLOTS Brackets

Corner Gussets & Connector . . . . .	272-273
Cover Caps for Gussets . . . . .	274
3-Way Connector & Caps . . . . .	275
Corner Connectors . . . . .	276
Connection Plates & Strips . . . . .	277-279
Tee Joining Plate . . . . .	280
Corner Brackets . . . . .	281-282

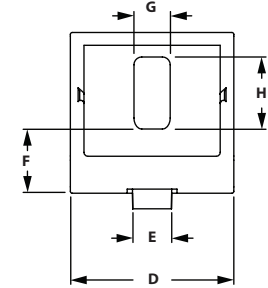
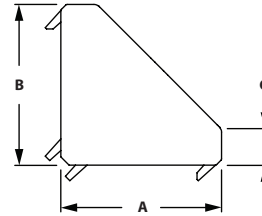
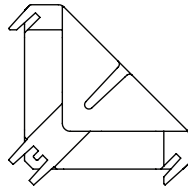
## 03 BRACKETS B-SERIES

# B-Series Brackets

## 2 HOLE CORNER GUSSETS



◦ Die-cast aluminum



ITEM#	SERIES	EXTRUSION USE	A	B	C	D	E	F	G	H
671211	20	20 mm	18.00mm	18.00mm	3.00mm	18.00mm	6.00mm	7.00mm	5.20mm	7.00mm
671213	30	30 mm	27.00mm	27.00mm	6.00mm	28.00mm	8.00mm	12.50mm	6.40mm	9.50mm
671635*	30	30 mm	27.00mm	27.00mm	6.00mm	28.00mm	8.00mm	12.50mm	6.40mm	9.50mm
671745	40	40 mm	36.00mm	36.00mm	5.50mm	38.00mm	10.00mm	9.00mm	9.00mm	20.50mm
671217	45	45 mm	41.00mm	41.00mm	9.50mm	42.00mm	10.00mm	16.50mm	9.00mm	18.50mm
671218*	45	45 mm	41.00mm	41.00mm	9.50mm	42.00mm	10.00mm	16.50mm	9.00mm	18.50mm

\* Item has fastening hardware included

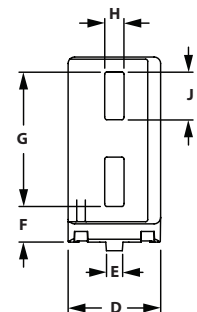
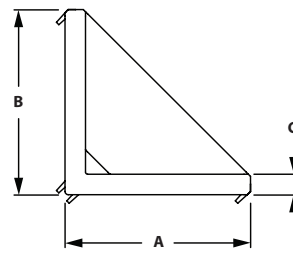
### RECOMMENDED FASTENERS

ITEM#	SERIES	QTY	BOLT	TNUT
651701	20	2	M4 x 8mm SHCS	Hammer Nut
651702	30	2	M6 x 14mm SHCS	Self-Align Drop-In
651703	40	2	M8 x 20mm Hammer Head	Flange Nut
651704	45	2	M8 x 25mm Hammer Head	Flange Nut

## 4 HOLE CORNER GUSSET



◦ Die-cast aluminum



ITEM#	SERIES	EXTRUSION USE	A	B	C	D	E	F	G	H	J
671210	20	20 mm	38.00mm	38.00mm	3.00mm	18.00mm	6.00mm	7.00mm	26.50mm	5.2mm	9.00mm
671212	30	30 mm	57.00mm	57.00mm	5.50mm	28.00mm	8.00mm	12.00mm	39.00mm	6.40mm	11.00mm
671214	40	40 mm	76.00mm	76.00mm	8.50mm	38.00mm	10.00mm	12.00mm	56.00mm	9.00mm	20.00mm
671219	45	45 mm	86.00mm	86.00mm	9.50mm	43.00mm	10.00mm	16.50mm	62.50mm	9.00mm	22.00mm

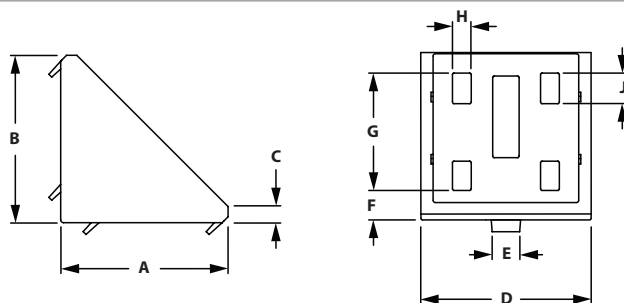
### RECOMMENDED FASTENERS

ITEM#	SERIES	QTY	BOLT	TNUT
651701	20	4	M4 x 8mm SHCS	Hammer Nut
651702	30	4	M6 x 14mm SHCS	Self-Align Drop-In
651703	40	4	M8 x 25mm Hammer Head	Flange Nut
651705	45	4	M8 x 20mm Hammer Head	Self-Align Drop-In

### 8 HOLE CORNER GUSSET 60



- Die-cast aluminum
- Can't be used with 6060B 8 slot extrusion



ITEM#	SERIES	EXTRUSION USE	A	B	C	D	E	F	G	H	J
671220	45	60 mm	57.00mm	57.00mm	6.00mm	58.00mm	10.00mm	10.00mm	40.00mm	6.40mm	10.00mm

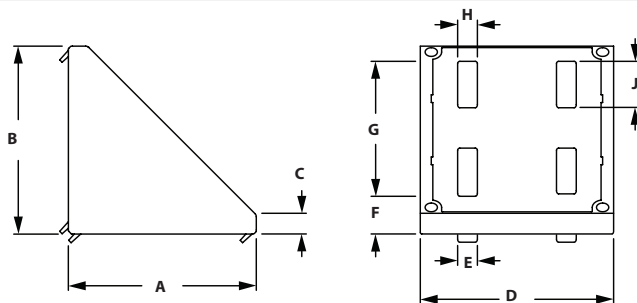
#### RECOMMENDED FASTENERS

ITEM#	SERIES	QTY	BOLT	TNUT
651704	45	8	M8 x 25mm Hammer Head	Flange Nut

### 8 HOLE CORNER GUSSET 90



- Die-cast aluminum



ITEM#	SERIES	EXTRUSION USE	A	B	C	D	E	F	G	H	J
671222	45	90 mm	86.00mm	86.00mm	10.00mm	88.00mm	10.00mm	17.00mm	61.50mm	9.00mm	21.00mm
671223*	45	90 mm	86.00mm	86.00mm	10.00mm	88.00mm	10.00mm	17.00mm	61.50mm	9.00mm	21.00mm

\*Item 671223 has fastening hardware included

#### RECOMMENDED FASTENERS

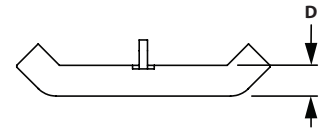
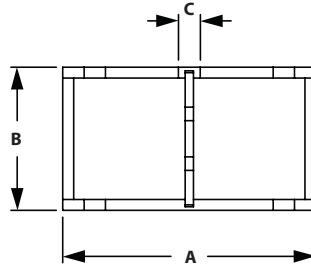
ITEM#	SERIES	QTY	BOLT	TNUT
651704	45	8	M8 x 25mm Hammer Head	Flange Nut

# B-Series Brackets

## COVER CAPS FOR ALU CONNECTION ANGLES



◦ Black Nylon PA

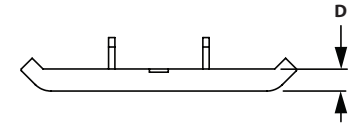
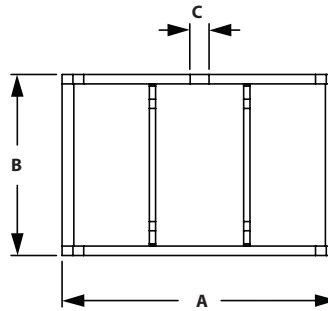


ITEM#	CAP FOR GUSSET	A	B	C	D
671224	671211	28.20mm	17.6mm	5.00mm	5.00mm
671225	671213	45.20mm	27.60mm	6.00mm	6.00mm
671227	671217 & 671218	64.00mm	39.50mm	6.00mm	4.00mm

## COVER CAP FOR ALU CONNECTION ANGLE 60



◦ Black Nylon PA

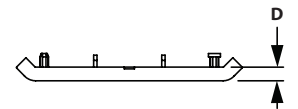
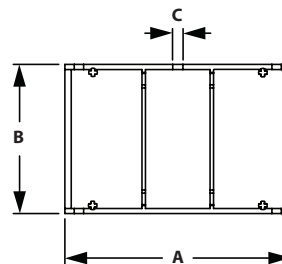


ITEM#	CAP FOR GUSSET	A	B	C	D
671228	671220	87.50mm	57.60mm	6.00mm	7.00mm

## COVER CAP FOR ALU CONNECTION ANGLE 90



◦ Black Nylon PA

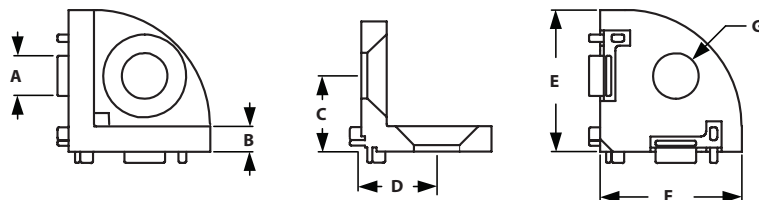


ITEM#	CAP FOR GUSSET	A	B	C	D
671229	671222 & 671223	133.00mm	87.60mm	6.00mm	7.00mm

### 3-WAY CONNECTION ANGLE



◦ Die-cast zinc



ITEM#	SERIES	A	B	C	D	E	F	G
671230	30	8.00mm	5.00mm	15.00mm	15.00mm	28.00mm	28.00mm	9.00mm

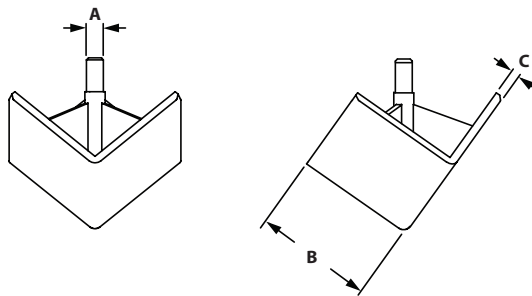
#### RECOMMENDED FASTENERS

ITEM#	QTY	DESCRIPTION
651518	3	M8 x 20mm FHSCS

### COVER CAP FOR 3-WAY CONNECTION ANGLE



◦ Black Nylon PA

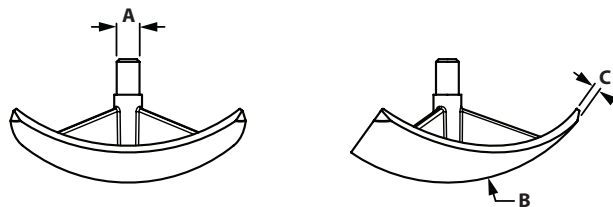


ITEM#	MATERIAL	A	B	C
671673	Black Nylon	2.30mm	20.00mm	1.00mm
671231	Black Nylon	4.20mm	30.00mm	2.00mm

### COVER CAP FOR 3-WAY CONNECTION ANGLE ROUND



◦ Black Nylon PA



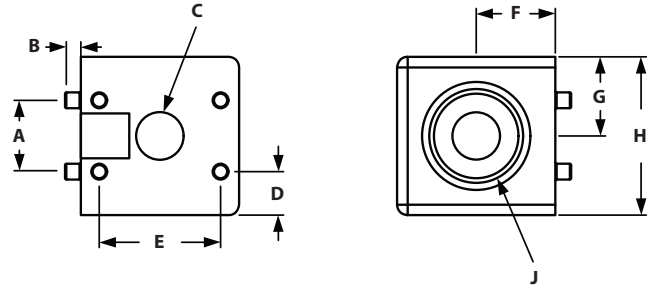
ITEM#	MATERIAL	A	B	C
671232	Black Nylon	4.20mm	R25	1.80mm

# B-Series Brackets

## 2-WAY CORNER CONNECTOR



- Die-cast zinc
- Cover caps & Connecting hardware included



ITEM#	SERIES	A	B	C	D	E	F	G	H	J
671631	30	13.50mm	3.00mm	9.00mm	8.25mm	22.10mm	15.00mm	15.00mm	30.00mm	17.60mm
671632	45	16.00mm	4.00mm	13.00mm	14.50mm	28.50mm	22.50mm	22.50mm	45.00mm	23.70mm

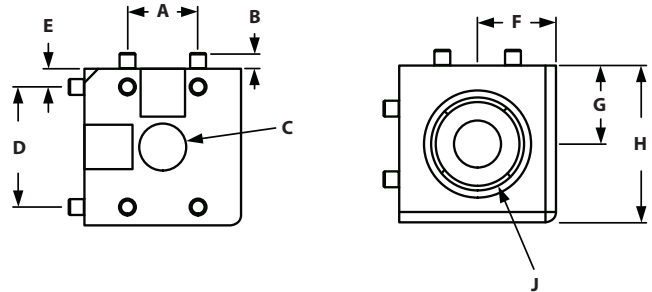
### INCLUDED FASTENERS

SERIES	QTY	DESCRIPTION
30	2	S8 x 25mm FHSCS
45	2	S12 x 30mm Torx T50

## 3-WAY CORNER CONNECTOR



- Die-cast zinc
- Cover caps & Connecting hardware included



ITEM#	SERIES	A	B	C	D	E	F	G	H	J
671633	30	13.50mm	3.00mm	9.00mm	8.25mm	22.10mm	15.00mm	15.00mm	30.00mm	17.60mm
671634	45	16.00mm	4.00mm	13.00mm	14.50mm	28.50mm	22.50mm	22.50mm	45.00mm	23.70mm

### INCLUDED FASTENERS

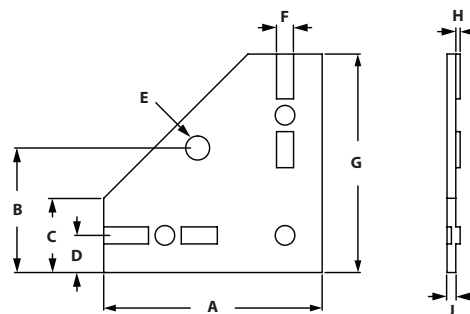
SERIES	QTY	DESCRIPTION
30	3	S8 x 25mm FHSCS
45	3	S12 x 30mm Torx T50



## 4 HOLE JOINING PLATE



◦ Material: Steel



ITEM#	SERIES	A	B	C	D	E	F	G	H	J
671206	30	100.00mm	57.00mm	34.00mm	17.00mm	11.00mm	8.00mm	100.00mm	2.00mm	4.00mm
671207	45	100.00mm	57.00mm	34.00mm	17.00mm	11.00mm	10.00mm	100.00mm	2.00mm	4.00mm

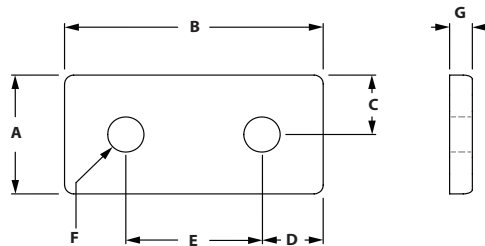
### RECOMMENDED FASTENERS

ITEM#	SERIES	QTY	BOLT	TNUT
651706	30	3	M6 x 12mm BHSCS	Hammer Nut
651707	45	3	M8 x 16mm BHSCS	Hammer Nut

## 2 HOLE JOINING STRIP



◦ Anodized aluminum



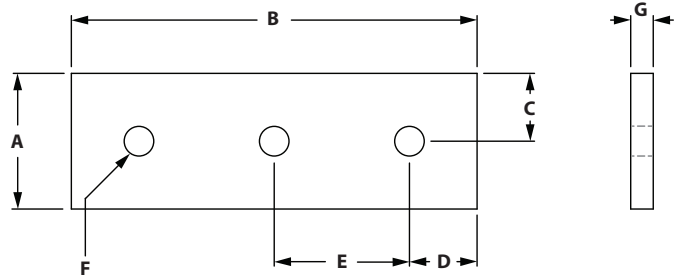
ITEM#	SERIES	EXTRUSION USE	A	B	C	D	E	F	G
671690	30	30 mm	27.00mm	57.00mm	13.50mm	13.50mm	30.00mm	7.00mm	5.00mm
671691	45	45 mm	41.00mm	86.00mm	20.50mm	20.50mm	45.00mm	9.00mm	6.00mm

### RECOMMENDED FASTENERS

ITEM#	SERIES	QTY	BOLT	TNUT
651706	30	2	M6 x 12mm BHSCS	Hammer Nut
651708	45	2	M8 x 18mm BHSCS	Hammer Nut

# B-Series Brackets

## 3 HOLE JOINING STRIP

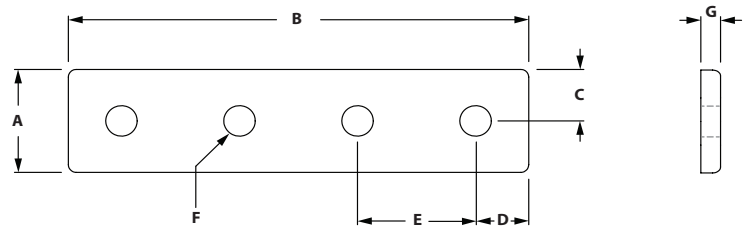


ITEM#	SERIES	EXTRUSION USE	A	B	C	D	E	F	G
699778	45	45 mm	38.10mm	129.00mm	19.05mm	19.50mm	45.00mm	8.33mm	6.35mm

### RECOMMENDED FASTENERS

ITEM#	SERIES	QTY	BOLT	TNUT
651708	45	3	M8 x 18mm BHSCS	Hammer Nut

## 4 HOLE JOINING STRIP

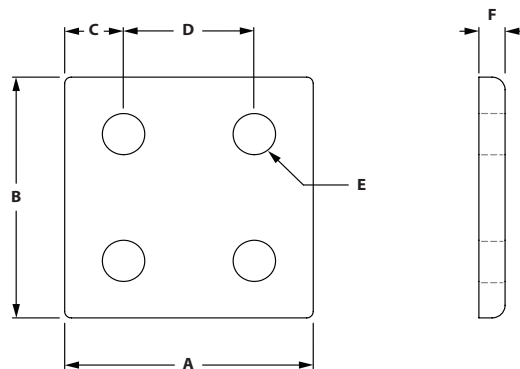


ITEM#	SERIES	EXTRUSION USE	A	B	C	D	E	F	G
671688	30	30 mm	27.00mm	117.00mm	13.50mm	13.50mm	30.00mm	7.00mm	5.00mm
671689	45	45 mm	41.00mm	176.00mm	20.50mm	20.50mm	45.00mm	9.00mm	6.00mm

### RECOMMENDED FASTENERS

ITEM#	SERIES	QTY	BOLT	TNUT
651706	30	4	M6 x 12mm BHSCS	Hammer Nut
651708	45	4	M8 x 18mm BHSCS	Hammer Nut

### 4 HOLE JOINING PLATE

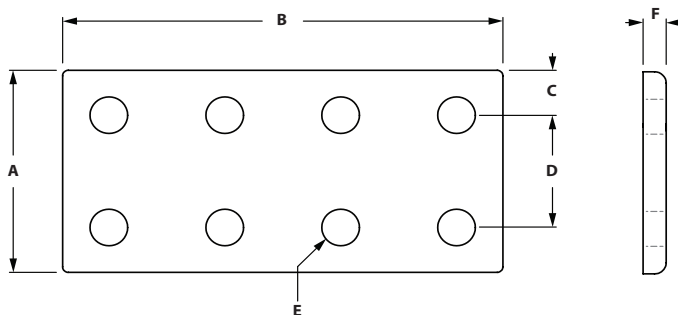


ITEM#	SERIES	EXTRUSION USE	A	B	C	D	E	F
671692	30	30 mm	57.00mm	57.00mm	13.50mm	30.00mm	7.00mm	5.00mm
671693	45	45 mm	86.00mm	86.00mm	20.50mm	45.00mm	9.00mm	6.00mm

#### RECOMMENDED FASTENERS

ITEM#	SERIES	QTY	BOLT	TNUT
651706	30	4	M6 x 12mm BHSCS	Hammer Nut
651708	45	4	M8 x 18mm BHSCS	Hammer Nut

### 8 HOLE JOINING PLATE



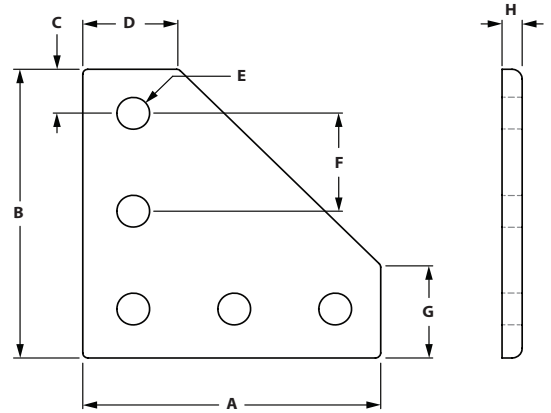
ITEM#	SERIES	EXTRUSION USE	A	B	C	D	E	F
671694	30	30 mm	57.00mm	117.00mm	13.50mm	30.00mm	7.00mm	5.00mm
671695	45	45 mm	86.00mm	176.00mm	20.50mm	45.00mm	9.00mm	6.00mm

#### RECOMMENDED FASTENERS

ITEM#	SERIES	QTY	BOLT	TNUT
651706	30	8	M6 x 12mm BHSCS	Hammer Nut
651708	45	8	M8 x 18mm BHSCS	Hammer Nut

# B-Series Brackets

## 5 HOLE 90° JOINING PLATE

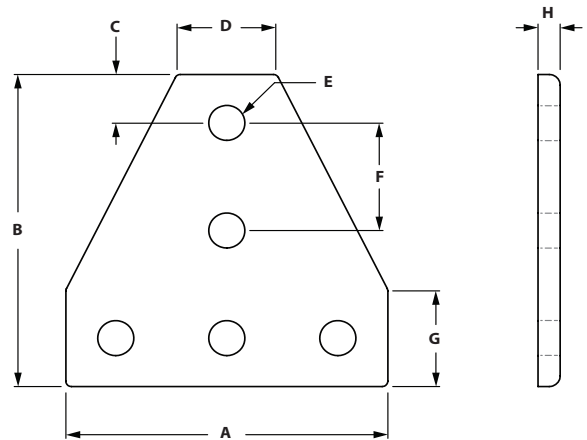


ITEM#	SERIES	EXTRUSION USE	A	B	C	D	E	F	G	H
671696	30	30 mm	88.50mm	88.50mm	14.25mm	27.00mm	7.00mm	30.00mm	27.00mm	5.00mm
671697	45	45 mm	133.00mm	133.00mm	21.50mm	41.00mm	9.00mm	45.00mm	41.00mm	6.00mm

### RECOMMENDED FASTENERS

ITEM#	SERIES	QTY	BOLT	TNUT
651706	30	5	M6 x 12mm BHSCS	Hammer Nut
651708	45	5	M8 x 18mm BHSCS	Hammer Nut

## 5 HOLE TEE JOINING PLATE

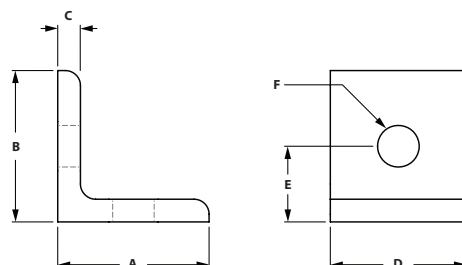


ITEM#	SERIES	EXTRUSION USE	A	B	C	D	E	F	G	H
671700	30	30 mm	87.00mm	87.00mm	13.50mm	27.00mm	7.00mm	30.00mm	27.00mm	5.00mm
671701	45	45 mm	131.00mm	131.00mm	20.50mm	41.00mm	9.00mm	45.00mm	41.00mm	6.00mm

### RECOMMENDED FASTENERS

ITEM#	SERIES	QTY	BOLT	TNUT
651706	30	5	M6 x 12mm BHSCS	Hammer Nut
651708	45	5	M8 x 18mm BHSCS	Hammer Nut

## 2 HOLE CORNER BRACKET

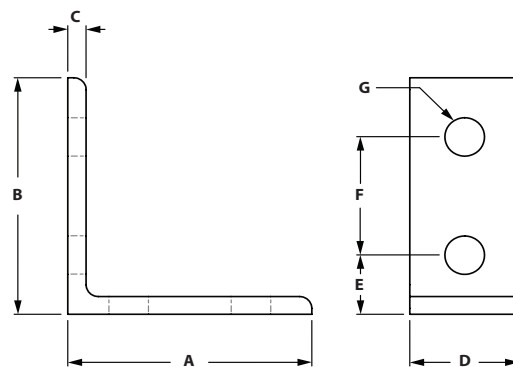


ITEM#	SERIES	EXTRUSION USE	A	B	C	D	E	F
671706	30	30 mm	30.00mm	30.00mm	5.00mm	30.00mm	15.00mm	7.00mm
671707	45	45 mm	45.00mm	45.00mm	6.00mm	41.00mm	22.50mm	9.00mm

### RECOMMENDED FASTENERS

ITEM#	SERIES	QTY	BOLT	TNUT
651706	30	2	M6 x 12mm BHSCS	Hammer Nut
651708	45	2	M8 x 18mm BHSCS	Hammer Nut

## 4 HOLE VERTICAL CORNER BRACKET



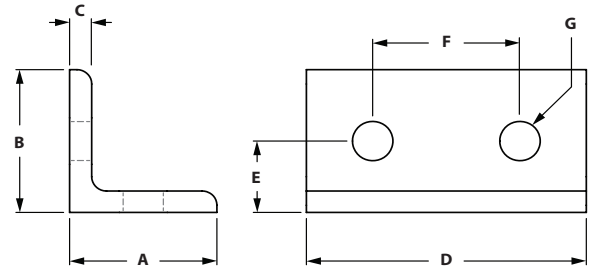
ITEM#	SERIES	EXTRUSION USE	A	B	C	D	E	F	G
671708	30	30 mm	60.00mm	60.00mm	5.00mm	27.00mm	15.00mm	30.00mm	7.00mm
671709	45	45 mm	90.00mm	90.00mm	6.00mm	41.00mm	22.50mm	45.00mm	9.00mm

### RECOMMENDED FASTENERS

ITEM#	SERIES	QTY	BOLT	TNUT
651706	30	4	M6 x 12mm BHSCS	Hammer Nut
651708	45	4	M8 x 18mm BHSCS	Hammer Nut

# B-Series Brackets

## 4 HOLE HORIZONTAL CORNER BRACKET

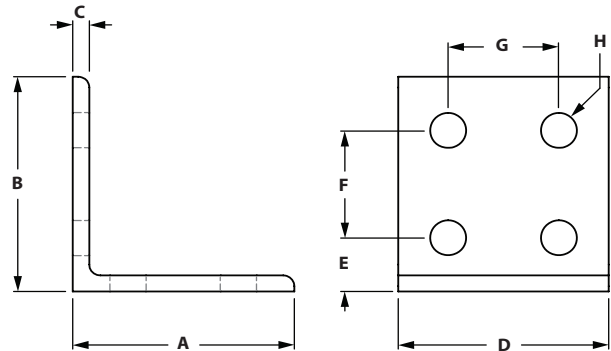


ITEM#	SERIES	EXTRUSION USE	A	B	C	D	E	F	G
671710	30	30 mm	30.00mm	30.00mm	5.00mm	57.00mm	15.00mm	30.00mm	7.00mm
671711	45	45 mm	45.00mm	45.00mm	6.00mm	86.00mm	22.50mm	45.00mm	9.00mm

### RECOMMENDED FASTENERS

ITEM#	SERIES	QTY	BOLT	TNUT
651706	30	4	M6 x 12mm BHSCS	Hammer Nut
651708	45	4	M8 x 18mm BHSCS	Hammer Nut

## 8 HOLE VERTICAL CORNER BRACKET



ITEM#	SERIES	EXTRUSION USE	A	B	C	D	E	F	G	H
671712	30	30 mm	60.00mm	60.00mm	5.00mm	57.00mm	15.00mm	30.00mm	30.00mm	7.00mm
671713	45	45 mm	90.00mm	90.00mm	6.00mm	86.00mm	22.50mm	45.00mm	45.00mm	9.00mm

### RECOMMENDED FASTENERS

ITEM#	SERIES	QTY	BOLT	TNUT
651706	30	8	M6 x 12mm BHSCS	Hammer Nut
651708	45	8	M8 x 18mm BHSCS	Hammer Nut



# CONTENT

## 04 Fasteners

Roll In T-nuts . . . . .	286-287
Standard T-nuts . . . . .	287
Hammer T-Nuts . . . . .	288
Screws . . . . .	289-293
Washers, Hex & Flange Nuts . . . . .	294
Bolt, Central & Milling Connectors . . . . .	295-297



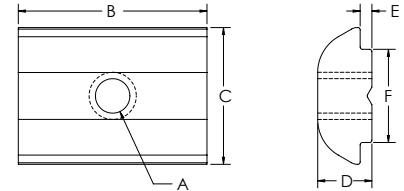
## 04 FASTENERS B-SERIES

# B-Series Fasteners

## ROLL IN TNUT



- Self-aligning T-nut
- Reduces assembly time
- Easy to drop in slot

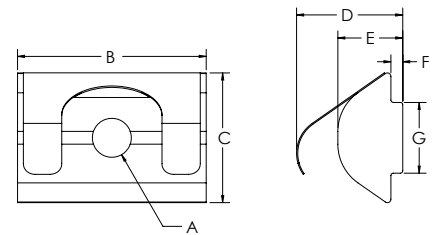


ITEM#	FINISH	SERIES	A	B	C	D	E	F
671068	Zinc Plated Steel	30	M4	16mm	11.6mm	4.6mm	1mm	7.9mm
671069	Zinc Plated Steel	30	M5	16mm	11.6mm	4.6mm	1mm	7.9mm
671070	Zinc Plated Steel	30	M6	16mm	11.6mm	4.6mm	1mm	7.9mm
671071	Zinc Plated Steel	30	M8	16mm	11.6mm	4.6mm	1mm	7.9mm
671064	Zinc Plated Steel	45	M4	19mm	14mm	5.2mm	1.5mm	9.9mm
671065	Zinc Plated Steel	45	M5	19mm	14mm	5.2mm	1.5mm	9.9mm
671066	Zinc Plated Steel	45	M6	19mm	14mm	5.2mm	1.5mm	9.9mm
671067	Zinc Plated Steel	45	M8	19mm	14mm	5.2mm	1.5mm	9.9mm
671317	Zinc Plated Steel	45	10-32	19mm	14mm	5.2mm	1.5mm	9.9mm
671315	Zinc Plated Steel	45	1/4-20	19mm	14mm	5.2mm	1.5mm	9.9mm

## ROLL IN TNUT WITH SPRING LEAF



- Self-aligning T-nut
- Reduces assembly time
- Easy to drop in slot
- Spring leaf holds T-nut in vertical

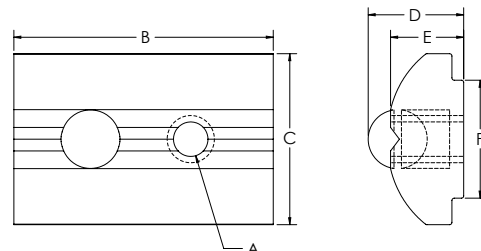


ITEM#	FINISH	SERIES	A	B	C	D	E	F	G
671324	Zinc Plated Steel	30	M4	16mm	11.6mm	9.8mm	4.6mm	1mm	7.9mm
671325	Zinc Plated Steel	30	M5	16mm	11.6mm	9.8mm	4.6mm	1mm	7.9mm
671326	Zinc Plated Steel	30	M6	16mm	11.6mm	9.8mm	4.6mm	1mm	7.9mm
671327	Zinc Plated Steel	30	M8	16mm	11.6mm	9.8mm	4.6mm	1mm	7.9mm

## ROLL IN TNUT WITH BALL BEARING



- Self-aligning T-nut
- Reduces assembly time
- Easy to drop in slot
- Ball bearing holds T-nut in vertical

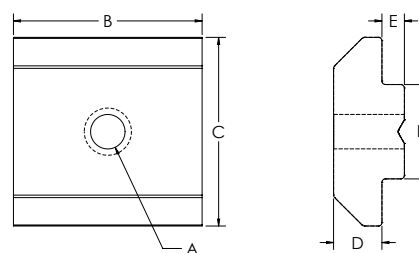


ITEM#	FINISH	SERIES	A	B	C	D	E	F
671060	Zinc Plated Steel	45	M4	22mm	14.5mm	7.1mm	6.2mm	10mm
671061	Zinc Plated Steel	45	M5	22mm	14.5mm	7.1mm	6.2mm	10mm
671062	Zinc Plated Steel	45	M6	22mm	14.5mm	7.1mm	6.2mm	10mm
671063	Zinc Plated Steel	45	M8	22mm	14.5mm	7.1mm	6.2mm	10mm
671307	Stainless Steel	45	M4	22mm	14.5mm	7.1mm	6.2mm	10mm
671308	Stainless Steel	45	M5	22mm	14.5mm	7.1mm	6.2mm	10mm
671309	Stainless Steel	45	M6	22mm	14.5mm	7.1mm	6.2mm	10mm
671310	Stainless Steel	45	M8	22mm	14.5mm	7.1mm	6.2mm	10mm

## STANDARD TNUT



- Self-aligning T-nut
- Extrusion end loading



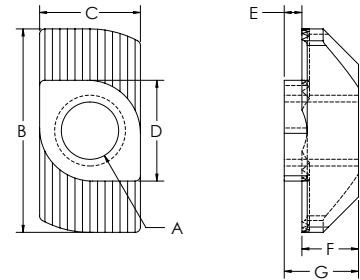
ITEM#	FINISH	SERIES	A	B	C	D	E	F
671052	Zinc Plated Steel	30	M4	16mm	16mm	6mm	1.9mm	8mm
671053	Zinc Plated Steel	30	M5	16mm	16mm	6mm	1.9mm	8mm
671054	Zinc Plated Steel	30	M6	16mm	16mm	6mm	1.9mm	8mm
671055	Zinc Plated Steel	30	M8	16mm	16mm	6mm	1.9mm	8mm
671056	Zinc Plated Steel	45	M4	20mm	19.5mm	10.6mm	5.1mm	9.8mm
671057	Zinc Plated Steel	45	M5	20mm	19.5mm	10.6mm	5.1mm	9.8mm
671058	Zinc Plated Steel	45	M6	20mm	19.5mm	10.6mm	5.1mm	9.8mm
671059	Zinc Plated Steel	45	M8	20mm	19.5mm	10.6mm	5.1mm	9.8mm

# B-Series Fasteners

## HAMMER NUTS



- Loads from end or from side
- Ridges that penetrate anodic coat
- Strong connection



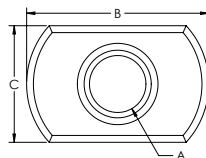
ITEM#	FINISH	SERIES	A	B	C	D	E	F	G
671332	Zinc Plated Steel	20	M4	11.5mm	5.7mm	5.7mm	1mm	3.2mm	4.2mm
671761	Zinc Plated Steel	20	10-32	11.5mm	5.7mm	5.7mm	1mm	3.2mm	4.2mm
671337	Zinc Plated Steel	30	M4	16mm	7.7mm	7.7mm	1.5mm	4.5mm	6mm
671338	Zinc Plated Steel	30	M5	16mm	7.7mm	7.7mm	1.5mm	4.5mm	6mm
671339	Zinc Plated Steel	30	M6	16mm	7.7mm	7.7mm	1.5mm	4.5mm	6mm
671336	Zinc Plated Steel	30	10-32	16mm	7.7mm	7.7mm	1.5mm	4.5mm	6mm
671334	Zinc Plated Steel	30	1/4-20	16mm	7.7mm	7.7mm	1.5mm	4.5mm	6mm
671340	Stainless Steel	30	M6	16mm	7.7mm	7.7mm	1.5mm	4.5mm	6mm
671335	Stainless Steel	30	1/4-20	16mm	7.7mm	7.7mm	1.5mm	4.5mm	6mm
671344	Zinc Plated Steel	45	M4	19mm	9.7mm	9.7mm	3mm	5.8mm	8.8mm
671347	Zinc Plated Steel	45	M5	19mm	9.7mm	9.7mm	3mm	5.8mm	8.8mm
671348	Zinc Plated Steel	45	M6	19mm	9.7mm	9.7mm	3mm	5.8mm	8.8mm
671350	Zinc Plated Steel	45	M8	19mm	9.7mm	9.7mm	3mm	5.8mm	8.8mm
671343	Zinc Plated Steel	45	10-32	19mm	9.7mm	9.7mm	3mm	5.8mm	8.8mm
671341	Zinc Plated Steel	45	1/4-20	19mm	9.7mm	9.7mm	3mm	5.8mm	8.8mm
671345	Steel	45	5/16-18	19mm	9.7mm	9.7mm	3mm	5.8mm	8.8mm
671349	Stainless Steel	45	M6	19mm	9.7mm	9.7mm	3mm	5.8mm	8.8mm
671351	Stainless Steel	45	M8	19mm	9.7mm	9.7mm	3mm	5.8mm	8.8mm
671342	Stainless Steel	45	1/4-20	19mm	9.7mm	9.7mm	3mm	5.8mm	8.8mm
671346	Stainless Steel	45	5/16-18	19mm	9.7mm	9.7mm	3mm	5.8mm	8.8mm

## ECONOMY T-NUTS

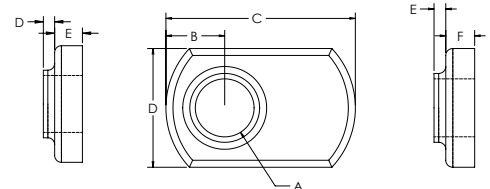


- Economical
- Extrusion end loading

CENTER THREAD



OFFSET THREAD



### CENTER THREAD

ITEM#	FINISH	SERIES	A	B	C	D	E
682888	Bright Zinc	20	M5 x .8	16.00mm	9.60mm	0.80mm	2.40mm
651445	Black Zinc	45	M8 x 1.25	38.00mm	16.00mm	2.00mm	3.60mm

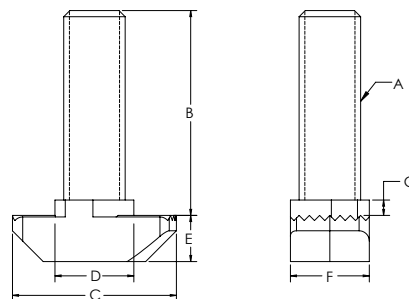
### OFFSET THREAD

ITEM#	FINISH	SERIES	A	B	C	D	E	F
651366	Bright Zinc	30	M6 x 1.0	6.35mm	20.57mm	12.95mm	1.27mm	3.05mm
651367	Bright Zinc	30	M8 x 1.25	7.11mm	25.40mm	16.25mm	2.03mm	3.55mm

## HAMMER HEAD SCREW



- Loads from end or from side
- Ridges that penetrate anodic coat to make strong connection



ITEM#	FINISH	SERIES	A	B	C	D	E	F	G
671352	Zinc Plated Steel	30	M6	20mm	16mm	7.7mm	4.5mm	7.7mm	3mm
671354	Zinc Plated Steel	30	M6	25mm	16mm	7.7mm	4.5mm	7.7mm	3mm
671356	Zinc Plated Steel	30	M6	30mm	16mm	7.7mm	4.5mm	7.7mm	3mm
671358	Zinc Plated Steel	30	M6	40mm	16mm	7.7mm	4.5mm	7.7mm	3mm
671360	Zinc Plated Steel	30	M6	60mm	16mm	7.7mm	4.5mm	7.7mm	3mm
671362	Zinc Plated Steel	45	M6	20mm	19mm	9.7mm	5.8mm	9.7mm	3mm
671364	Zinc Plated Steel	45	M6	25mm	19mm	9.7mm	5.8mm	9.7mm	3mm
671366	Zinc Plated Steel	45	M6	30mm	19mm	9.7mm	5.8mm	9.7mm	3mm
671368	Zinc Plated Steel	45	M6	40mm	19mm	9.7mm	5.8mm	9.7mm	3mm
671370	Zinc Plated Steel	45	M6	60mm	19mm	9.7mm	5.8mm	9.7mm	3mm
671372	Zinc Plated Steel	45	M8	20mm	19mm	9.7mm	5.7mm	9.7mm	3mm
671374	Zinc Plated Steel	45	M8	25mm	19mm	9.7mm	5.7mm	9.7mm	3mm
671376	Zinc Plated Steel	45	M8	30mm	19mm	9.7mm	5.7mm	9.7mm	3mm
671378	Zinc Plated Steel	45	M8	40mm	19mm	9.7mm	5.7mm	9.7mm	3mm
671380	Zinc Plated Steel	45	M8	60mm	19mm	9.7mm	5.7mm	9.7mm	3mm
671363	Stainless Steel	45	M6	20mm	19mm	9.7mm	5.8mm	9.7mm	3mm
671365	Stainless Steel	45	M6	25mm	19mm	9.7mm	5.8mm	9.7mm	3mm
671367	Stainless Steel	45	M6	30mm	19mm	9.7mm	5.8mm	9.7mm	3mm
671369	Stainless Steel	45	M6	40mm	19mm	9.7mm	5.8mm	9.7mm	3mm
671371	Stainless Steel	45	M6	60mm	19mm	9.7mm	5.8mm	9.7mm	3mm
671373	Stainless Steel	45	M8	20mm	19mm	9.7mm	5.7mm	9.7mm	3mm
671375	Stainless Steel	45	M8	25mm	19mm	9.7mm	5.7mm	9.7mm	3mm
671377	Stainless Steel	45	M8	30mm	19mm	9.7mm	5.7mm	9.7mm	3mm
671379	Stainless Steel	45	M8	40mm	19mm	9.7mm	5.7mm	9.7mm	3mm
671381	Stainless Steel	45	M8	60mm	19mm	9.7mm	5.7mm	9.7mm	3mm

### HAMMER SCREW COMBINATION PARTS

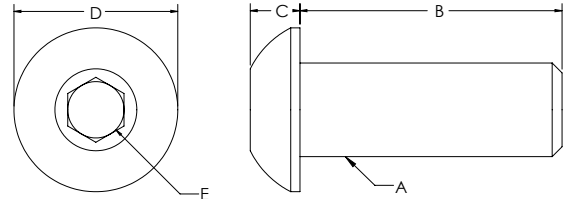
ITEM#	SERIES	BOLT ITEM	FINISH	THREAD	LENGTH	TNUT ITEM	TNUT TYPE	FINISH
651703	45	671372	Zinc Plated Steel	M8	20mm	671610	Flange Nut	Bright Zinc
651704	45	671374	Zinc Plated Steel	M8	25mm	671610	Flange Nut	Bright Zinc
651766	45	671376	Zinc Plated Steel	M8	30mm	671610	Flange Nut	Bright Zinc

# B-Series Fasteners

## BUTTON HEAD SOCKET CAP SCREW



- Grade 8 or stronger
- Alloy steel
- ANSI B18.3 rating



ITEM#	FINISH	A	B	C	D	E
651615	Black Phosphate	M5	8mm	2.75mm	9.50mm	3.44mm
651625	Bright Zinc	M5	8mm	2.75mm	9.50mm	3.44mm
699939	Black Phosphate	M5	10mm	2.75mm	9.50mm	3.44mm
699936	Black Phosphate	M6	10mm	3.15mm	10.35mm	4.58mm
681430	Stainless Steel	M6	10mm	3.15mm	10.35mm	4.58mm
651333	Black Phosphate	M6	12mm	3.15mm	10.35mm	4.58mm
683512	Stainless Steel	M6	12mm	3.15mm	10.35mm	4.58mm
651570	Black Phosphate	M6	14mm	3.15mm	10.35mm	4.58mm
683210	Stainless Steel	M6	14mm	3.15mm	10.35mm	4.58mm
651335	Black Phosphate	M6	16mm	3.15mm	10.35mm	4.58mm
659232	Stainless Steel	M6	16mm	3.15mm	10.35mm	4.58mm
651579	Black Phosphate	M6	18mm	3.15mm	10.35mm	4.58mm
683044	Stainless Steel	M6	18mm	3.15mm	10.35mm	4.58mm
651340	Black Phosphate	M6	20mm	3.15mm	10.35mm	4.58mm
651661	Bright Zinc	M6	20mm	3.15mm	10.35mm	4.58mm
683163	Stainless Steel	M6	20mm	3.15mm	10.35mm	4.58mm
651341	Black Phosphate	M6	25mm	3.15mm	10.35mm	4.58mm
651343	Black Phosphate	M8	12mm	4.25mm	13.75mm	5.72mm
651580	Black Phosphate	M8	14mm	4.25mm	13.75mm	5.72mm
651345	Black Phosphate	M8	16mm	4.25mm	13.75mm	5.72mm
681883	Stainless Steel	M8	16mm	4.25mm	13.75mm	5.72mm
651581	Black Phosphate	M8	18mm	4.25mm	13.75mm	5.72mm
683164	Stainless Steel	M8	18mm	4.25mm	13.75mm	5.72mm
651347	Black Phosphate	M8	20mm	4.25mm	13.75mm	5.72mm
659929	Stainless Steel	M8	20mm	4.25mm	13.375mm	5.72mm
651351	Black Phosphate	M8	25mm	4.25mm	13.75mm	5.72mm

### BUTTON HEAD SOCKET CAP SCREW COMBINATION PARTS

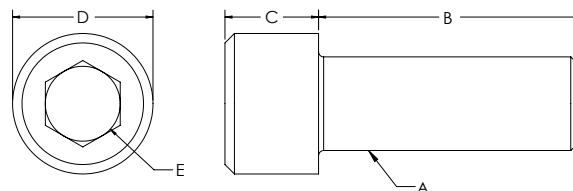
ITEM#	SERIES	BOLT ITEM	FINISH	THREAD	LENGTH	TNUT ITEM	TNUT TYPE	FINISH	WASHER ITEM
651750	30	699938	Black Phosphate	M5	14mm	671338	Hammer Nut	Bright Zinc	--
651783	30	699938	Black Phosphate	M5	14mm	671325	Drop-In	Bright Zinc	--
651706	30	651333	Black Phosphate	M6	12mm	671339	Hammer Nut	Bright Zinc	--
651757	30	651343	Black Phosphate	M6	12mm	671055	Self-Aligning	Bright Zinc	--
651803	30	683512	Stainless Steel	M6	12mm	671340	Hammer Nut	Bright Zinc	--
651747	30	651335	Black Phosphate	M6	16mm	671339	Hammer Nut	Bright Zinc	--
651751	45	699937	Black Phosphate	M5	16mm	671347	Hammer Nut	Bright Zinc	--
651784	45	699133	Black Phosphate	M5	18mm	671347	Hammer Nut	Bright Zinc	--

651753	45	651335	Black Phosphate	M6	16mm	671348	Hammer Nut	Bright Zinc	--
651707	45	651345	Black Phosphate	M6	16mm	671350	Hammer Nut	Bright Zinc	--
651748	45	651579	Black Phosphate	M6	18mm	671348	Hammer Nut	Bright Zinc	--
651749	45	651340	Black Phosphate	M6	20mm	671339	Hammer Nut	Bright Zinc	--
651804	45	681883	Stainless Steel	M8	16mm	671351	Hammer Nut	Bright Zinc	--
651708	45	651581	Black Phosphate	M8	18mm	671350	Hammer Nut	Bright Zinc	--
651805	45	683164	Stainless Steel	M8	18mm	671351	Hammer Nut	Bright Zinc	--

## SOCKET HEAD CAP SCREW



- Grade 8 or stronger
- Alloy steel
- ANSI B18.3 rating



ITEM#	FINISH	A	B	C	D	E
699933	Black Phosphate	M5	16mm	4.91mm	8.33mm	4.58mm
699932	Black Phosphate	M6	10mm	5.85mm	10.00mm	5.72mm
651332	Black Phosphate	M6	12mm	5.85mm	10.00mm	5.72mm
651546	Black Phosphate	M6	14mm	5.85mm	10.00mm	5.72mm
658467	Stainless Steel	M6	14mm	5.85mm	10.00mm	5.72mm
651334	Black Phosphate	M6	16mm	5.85mm	10.00mm	5.72mm
680015	Stainless Steel	M6	16mm	5.85mm	10.00mm	5.72mm
651573	Black Phosphate	M6	18mm	5.85mm	10.00mm	5.72mm
683159	Stainless Steel	M6	18mm	5.85mm	10.00mm	5.72mm
651337	Black Phosphate	M6	20mm	5.85mm	10.00mm	5.72mm
683162	Stainless Steel	M6	20mm	5.85mm	10.00mm	5.72mm
651338	Black Phosphate	M6	25mm	5.85mm	10.00mm	5.72mm
658592	Black Phosphate	M6	35mm	5.85mm	10.00mm	5.72mm
651342	Black Phosphate	M8	12mm	7.82mm	13.10mm	6.86mm
651575	Black Phosphate	M8	14mm	7.82mm	13.10mm	6.86mm
651344	Black Phosphate	M8	16mm	7.82mm	13.10mm	6.86mm
683160	Stainless Steel	M8	16mm	7.82mm	13.10mm	6.86mm
651577	Black Phosphate	M8	18mm	7.82mm	13.10mm	6.86mm
683161	Stainless Steel	M8	18mm	7.82mm	13.10mm	6.86mm
651346	Black Phosphate	M8	20mm	7.82mm	13.10mm	6.86mm
681379	Stainless Steel	M8	20mm	7.82mm	13.10mm	6.86mm
651350	Black Phosphate	M8	25mm	7.82mm	13.10mm	6.86mm
651616	Black Phosphate	M8	30mm	7.82mm	13.10mm	6.86mm
651354	Bright Zinc	M8	30mm	7.82mm	13.10mm	6.86mm
682660	Black Phosphate	M8	35mm	7.82mm	13.10mm	6.86mm
651542	Black Phosphate	M8	40mm	7.82mm	13.10mm	6.86mm
651562	Black Phosphate	M8	45mm	7.82mm	13.10mm	6.86mm
651553	Black Phosphate	M8	50mm	7.82mm	13.10mm	6.86mm

# B-Series Fasteners

651563	Black Phosphate	M8	60mm	7.82mm	13.10mm	6.86mm
651564	Black Phosphate	M8	80mm	7.82mm	13.10mm	6.86mm
651552	Black Phosphate	M8	90mm	7.82mm	13.10mm	6.00mm
651541	Black Phosphate	M10	40mm	9.82mm	13.10mm	8.10mm

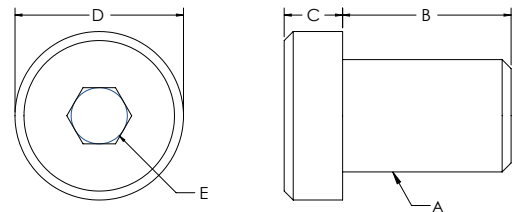
## SOCKET HEAD SOCKET CAP SCREW COMBINATION PARTS

ITEM#	SERIES	BOLT ITEM	FINISH	THREAD	LENGTH	TNUT ITEM	TNUT TYPE	FINISH	WASHER ITEM
651701	20	680748	Black Phosphate	M4	8mm	671332	Hammer Nut	Bright Zinc	--
651754	30	680748	Black Phosphate	M4	8mm	671337	Hammer Nut	Bright Zinc	--
651761	30	699932	Black Phosphate	M6	10mm	671339	Hammer Nut	Bright Zinc	--
651744	30	651546	Black Phosphate	M6	14mm	671339	Hammer Nut	Bright Zinc	--
651702	30	651546	Black Phosphate	M6	14mm	671054	Self-Aligning	Bright Zinc	--
651762	30	651334	Black Phosphate	M6	16mm	671339	Hammer Nut	Bright Zinc	--
651759	30	651342	Black Phosphate	M8	12mm	671055	Self-Aligning	Bright Zinc	--
651763	30	651575	Black Phosphate	M8	14mm	671055	Self-Aligning	Bright Zinc	--
651755	45	651586	Black Phosphate	M4	12mm	671344	Hammer Nut	Bright Zinc	--
651758	45	651332	Black Phosphate	M6	12mm	671348	Hammer Nut	Bright Zinc	--
651791	45	651546	Black Phosphate	M6	14mm	671348	Hammer Nut	Bright Zinc	--
651745	45	651334	Black Phosphate	M6	16mm	671348	Hammer Nut	Bright Zinc	--
651746	45	651573	Black Phosphate	M6	18mm	671348	Hammer Nut	Bright Zinc	--
651743	45	651344	Black Phosphate	M8	16mm	671350	Hammer Nut	Bright Zinc	--
651764	45	651344	Black Phosphate	M8	16mm	671059	Self-Aligning	Bright Zinc	--
651705	45	651346	Black Phosphate	M8	20mm	671059	Self-Aligning	Bright Zinc	--

## LOWHEAD SOCKET CAP SCREW



- Grade 8 or stronger
- Alloy steel
- ANSI B18.3 rating



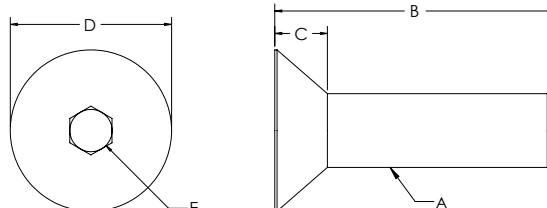
ITEM#	FINISH	A	B	C	D	E
683074	Stainless Steel	M8	25.00mm	5.00mm	13.00mm	5mm
682961	Black Phosphate	M8	30.00mm	4.93mm	12.90mm	5mm



## FLATHEAD SOCKET CAP SCREW



- Grade 8 or stronger
- Alloy steel
- ANSI B18.3 rating



ITEM#	FINISH	A	B	C	D	E
651680	Black Phosphate	M4	8mm	2.20mm	8.00mm	2.5mm
651582	Black Phosphate	M5	20mm	3.00mm	9.70mm	3mm
651515	Black Phosphate	M6	12mm	3.72mm	11.78mm	4mm
651571	Black Phosphate	M6	14mm	3.72mm	11.78mm	4mm
651516	Black Phosphate	M6	16mm	3.72mm	11.78mm	4mm
651572	Black Phosphate	M6	18mm	3.72mm	11.78mm	4mm
651549	Black Phosphate	M6	20mm	3.72mm	11.78mm	4mm
683581	Black Phosphate	M6	22mm	3.72mm	11.78mm	4mm
651578	Black Phosphate	M8	12mm	4.96mm	15.66mm	5mm
651574	Black Phosphate	M8	14mm	4.96mm	15.66mm	5mm
651517	Black Phosphate	M8	16mm	4.96mm	15.66mm	5mm
651576	Black Phosphate	M8	18mm	4.96mm	15.85mm	5mm
651518	Bright Zinc	M8	20mm	4.96mm	15.85mm	5mm

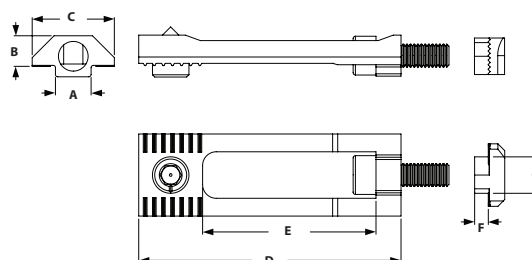
## FLAT HEAD SOCKET CAP SCREW COMBINATION PARTS

ITEM#	SERIES	BOLT ITEM	FINISH	THREAD	LENGTH	TNUT ITEM	TNUT TYPE	FINISH	WASHER ITEM
651728	30	682924	Black Phosphate	M5	16mm	671338	Hammer Nut	Bright Zinc	--
651789	30	651515	Black Phosphate	M6	12mm	671339	Hammer Nut	Bright Zinc	--
651739	30	651571	Black Phosphate	M6	14mm	671339	Hammer Nut	Bright Zinc	--
651760	45	651582	Black Phosphate	M5	20mm	671347	Hammer Nut	Bright Zinc	--
651790	45	651515	Black Phosphate	M6	12mm	671348	Hammer Nut	Bright Zinc	--
651740	45	651572	Black Phosphate	M6	18mm	671348	Hammer Nut	Bright Zinc	--
651742	45	651549	Black Phosphate	M6	20mm	671348	Hammer Nut	Bright Zinc	--
651792	45	651576	Black Phosphate	M8	18mm	671350	Hammer Nut	Bright Zinc	--

## MILLING CONNECTOR



- For fast connection of two tslot profiles, zinc plated
- Requires no machining



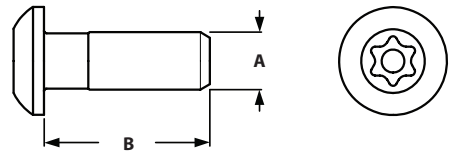
ITEM#	FINISH	SERIES	A	B	C	D	E	F	G
671606	Zinc Plated Steel	30	16mm	6.3mm	8mm	57.5mm	38mm	1.5mm	8mm
671607	Zinc Plated Steel	45	19.5mm	5.5mm	10mm	59mm	38mm	3mm	10mm

# B-Series Fasteners

## SELF TAPPING SCREW



- No thread cutter necessary
- Special form of head of the screw and self tapping thread
- Connects two profiles, access machining required for tightening
- See page 478 for machining

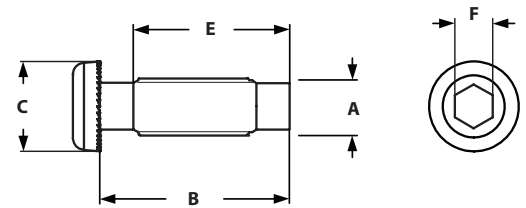


ITEM#	FINISH	SERIES	SOCKET	A	B
671114	Zinc Plated Steel	30/45	Torx T40	S8	25mm
671115	Zinc Plated Steel	45	Torx T50	S12	30mm

## SELF TAPPING SCREW



- No thread cutter necessary
- Special form of head of the screw and self tapping thread
- Connects two profiles, access machining required for tightening
- See page 478 for machining

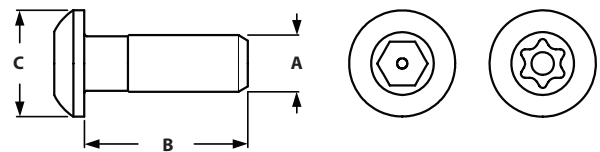


ITEM#	FINISH	SERIES	SOCKET	A	B	C	E	F
671646	Zinc Plated Steel	45	Hexagon	S12	40mm	19mm	26mm	8mm

## CONNECTION SCREW



- Connects two profiles, access required for tightening
- See page 478 for machining

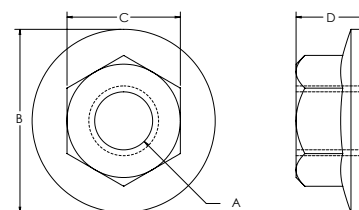


ITEM#	FINISH	SERIES	SOCKET	A	B	C
671112	Zinc Plated Steel	45	Hexagon	M12	30mm	19mm
671113	Zinc Plated Steel	45	Torque	M12	30mm	19mm

## FLANGED NUT

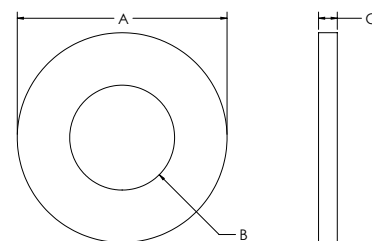


◦ To be used in conjunction with hammer head screw



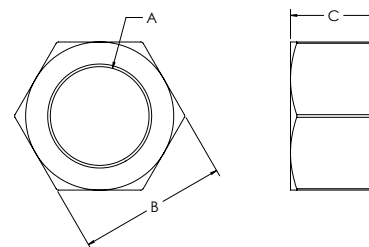
ITEM#	FINISH	A	B	C	D
671682	Zinc Plated Steel	M6	14mm	10mm	6mm
671610	Zinc Plated Steel	M8	21mm	13mm	8mm

## WASHERS



ITEM#	FINISH	TYPE	A	B	C
651550	Bright Zinc	M5	10.00mm	5.20mm	1.00mm
651388	Bright Zinc	M6	11.80mm	6.50mm	1.60mm
651387	Black Zinc	M8	15.70mm	8.50mm	1.75mm
681813	Bright Zinc	M10	19.75mm	10.60mm	2.00mm

## HEX NUTS



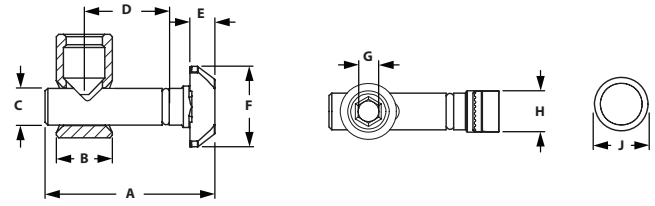
ITEM#	FINISH	A	B	C
651352	Black Zinc	M6	9.80mm	4.80mm
651353	Black Zinc	M8	12.80mm	6.30mm
680597	Bright Zinc	M12	18.80mm	9.80mm

# B-Series Fasteners

## CENTRAL CONNECTORS

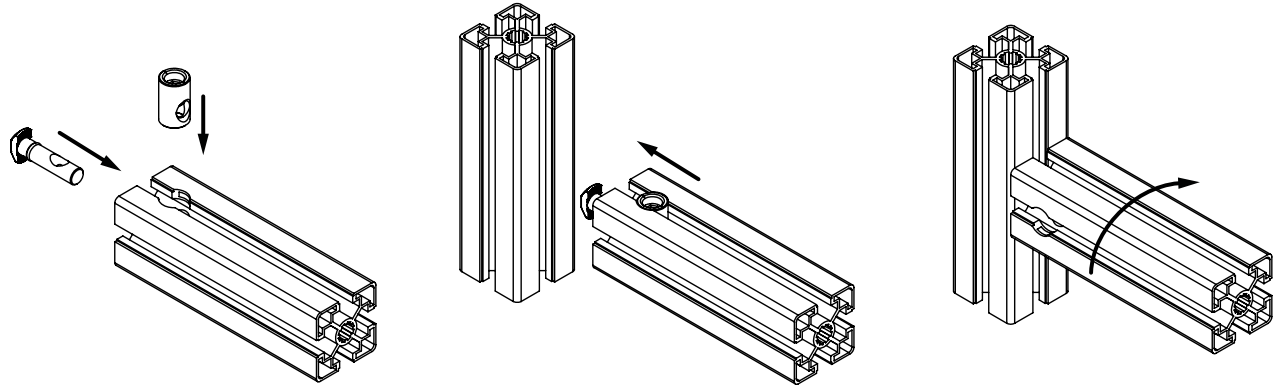


- Connect aluminum profiles at right angles
- Through hole must be drilled on one of the profiles to provide access to tightening screw
- See page 470 for machining

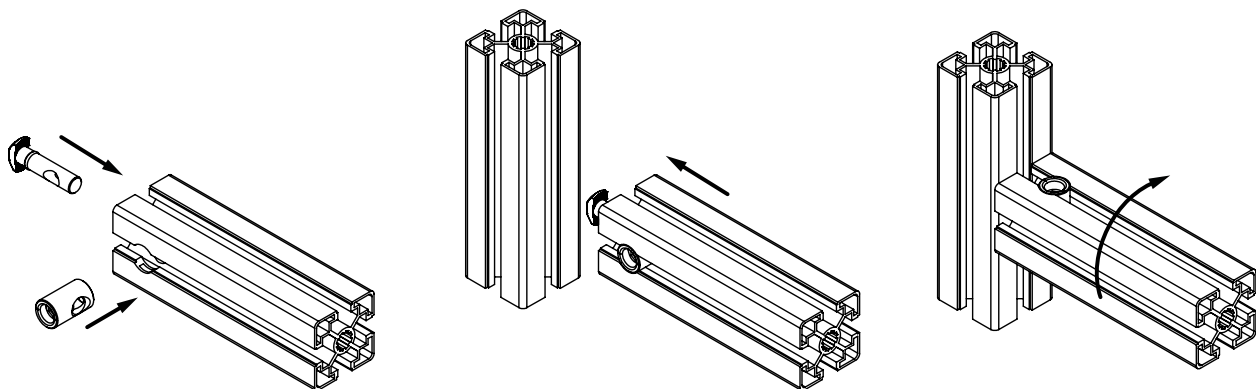


ITEM#	FINISH	SERIES	DEGREE	A	B	C	D	E	F	G	H	J
659893	Zinc Plated Steel	30	0°	33 mm	11 mm	7.1 mm	18 mm	4.8 mm	15.5 mm	4 mm	8 mm	11 mm
682994	Zinc Plated Steel	30	90°	33 mm	11 mm	7.1 mm	18 mm	4.8 mm	15.5 mm	4 mm	8 mm	11 mm
659730	Zinc Plated Steel	45	0°	45.5 mm	17 mm	9.8 mm	22.5 mm	5.5 mm	19.6 mm	6 mm	10 mm	17 mm
659669	Zinc Plated Steel	45	90°	45.5 mm	17 mm	9.8 mm	22.5 mm	5.5 mm	19.6 mm	6 mm	10 mm	17 mm

0° CENTRAL CONNECTOR



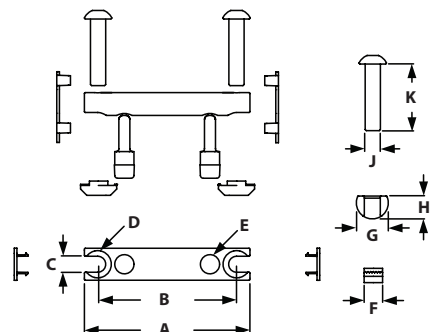
90° CENTRAL CONNECTOR



## BOLT CONNECTOR WITH CAP



- Connect aluminum profiles at right angles
- 8mm or 17mm thru hole must be drilled
- See page 470 for machining

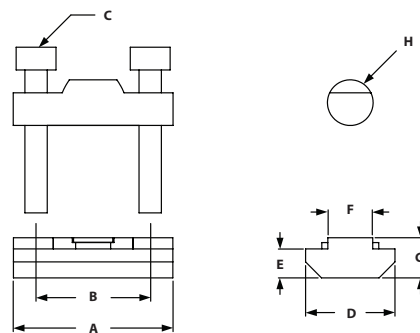


ITEM#	FINISH	SERIES	A	B	C	D	E	F	G	H	J	K
671602	Zinc Plated Steel	45	42mm	27.5mm	8.4mm	14.3mm	8.1mm	10mm	16.8mm	12mm	M8	35mm
671605	Zinc Plated Steel	45	87mm	73mm	8.4mm	14.3mm	8.1mm	10mm	16.8mm	12mm	M9	35mm

## BOLT CONNECTOR



- Connect aluminum profiles at right angles
- A 8mm thru hole must be drilled
- See page 470 for machining

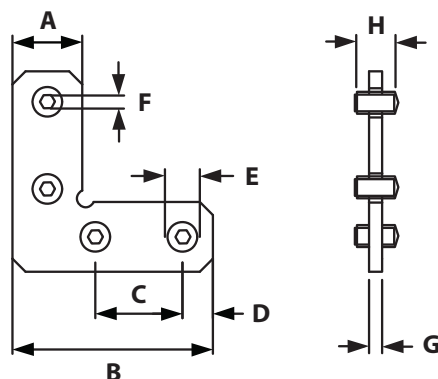


ITEM#	FINISH	SERIES	A	B	C-BOLT	D	E	F	G	H
671600	Zinc Plated Steel	30	28mm	20mm	M4 x 25mm SHCS	15.7mm	5mm	7.8mm	6.7mm	8mm

## 90° MITER CONNECTOR



- Connects two mitered profiles together at a 90 degree angle
- Requires no machining



ITEM#	FINISH	SERIES	A	B	C	D	E	F	G	H
655836	Steel	30	16mm	46mm	20mm	7mm	M8	4mm	3mm	8mm
655837	Steel	45	20.2mm	60mm	20mm	7mm	M10	5mm	3mm	10mm

# CONTENT

## 05 TSLOTS Hardware

Swivel Feet Base & Rods .....	300
Adjustable Leveling Foot .....	301
Hinges .....	301-303
Handles .....	303-304
Magnetic Catch & Door Catches .....	305-307
Binding Blocks .....	307-308
Rollers & Plate Connector .....	309
Pivot & Turning Angles .....	310-311
Base Plates .....	312
End Caps & Covers .....	313
Tool Hanger & Cup Holder .....	314
Profile Connectors .....	315-316
Floor Brackets & Mounts .....	317-319
Pivot Joints .....	320-324
Footplates .....	325

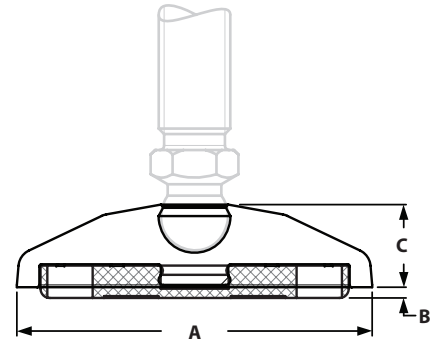
# 05 HARDWARE B-SERIES

# TSLOTS Hardware

## BASE FOR SWIVEL FEET WITH ANTI-SLIP



- A swiveling leveling foot for stable positioning on uneven floors
- Fiberglass reinforced nylon or stainless steel

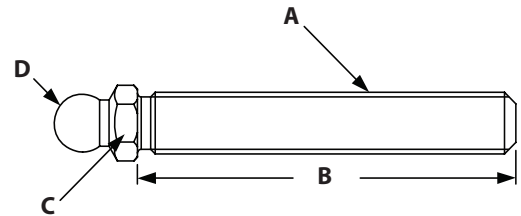


ITEM#	MATERIAL	A	B	C	LOAD CAPACITY
671386	Nylon	29mm	2mm	18mm	500 lbs
671384	Stainless Steel	29mm	2mm	18mm	2000 lbs
671392	Nylon	39mm	2mm	18mm	900 lbs
671390	Stainless Steel	39mm	2mm	18mm	3000 lbs
671398	Nylon	44mm	2mm	18mm	900 lbs
671396	Stainless Steel	44mm	2mm	18mm	3000 lbs
671410	Nylon	59mm	2mm	18mm	900 lbs
671408	Stainless Steel	59mm	2mm	18mm	3500 lbs
671425	Nylon	79mm	2mm	18mm	900 lbs
671418	Stainless Steel	79mm	2mm	18mm	3500 lbs

## THREADED ROD FOR SWIVEL FEET



- Threaded Rod for swiveling feet
- Zinc plated steel
- Swiveling range 20°



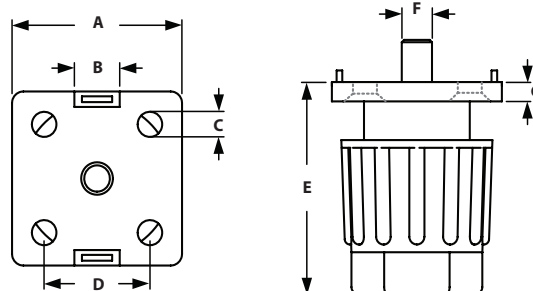
ITEM#	MATERIAL	A	B	C	D	LOAD CAPACITY
671461	Steel	M8	40mm	14mm	15mm	350 lbs
671475	Steel	M12	45mm	14mm	15mm	770 lbs
671479	Steel	M12	100mm	14mm	15mm	770 lbs
671493	Steel	M16	66mm	17mm	15mm	1450 lbs
671495	Steel	M16	100mm	17mm	15mm	1450 lbs
671499	Steel	M16	150mm	17mm	15mm	1450 lbs



## ADJUSTABLE LEVELING FOOT



- Easy height adjustable leveling foot fastening to aluminum profiles
- Housing: Fiberglass reinforced nylon
- Mechanism: Zinc plated steel

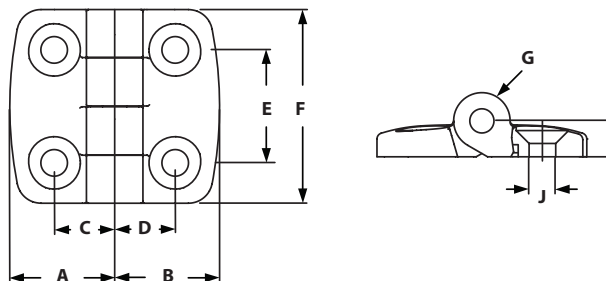


ITEM#	A	B	C	D	E	F-THREAD	G	LOAD CAPACITY
671596	30mm	8mm	4.3mm	20.5mm	35-50mm	M8	5mm	330 lbs
671597	40mm	10mm	6.5mm	28mm	45-65mm	M8	5mm	332 lbs
671598	45mm	10mm	6.3mm	28mm	45-65mm	M8	5mm	335 lbs
671599	50mm	10mm	6.3mm	28mm	45-65mm	M8	5mm	337 lbs

## PLASTIC COMBI HINGES



- Hinges to panels or extrusion



ITEM#	SERIES	DESCRIPTION	A	B	C	D	E	F	G	H	J
671247	30	30/30	29.5mm	29.5mm	17.5mm	17.5mm	28mm	48mm	14mm	9mm	6.6mm
671250	30	30/40	29.5mm	38.5mm	17.5mm	22.5mm	28mm	48mm	14mm	9mm	6.6mm
671253	30	30/45	29.5mm	43.5mm	17.5mm	25mm	28mm	48mm	14mm	9mm	6.6mm
671256	30	30/50	29.5mm	48.5mm	17.5mm	27.5mm	28mm	48mm	14mm	9mm	6.6mm
671259	30	30/60	29.5mm	57.5mm	17.5mm	32.5mm	28mm	48mm	14mm	9mm	6.6mm
671274	45	45/45	43.5mm	43.5mm	25mm	25mm	28mm	48mm	14mm	9mm	6.6mm
671277	45	45/50	43.5mm	48.5mm	25mm	27.5mm	28mm	48mm	14mm	9mm	6.6mm
671280	45	45/60	43.5mm	57.5mm	25mm	32.5mm	28mm	48mm	14mm	9mm	6.6mm
671289	60	60/60	57.5mm	57.5mm	32.5mm	32.5mm	28mm	48mm	14mm	9mm	6.6mm

### RECOMMENDED FASTENERS (TO EXTRUSION SLOT)

ITEM#	SERIES	QTY	DESCRIPTION
651739	30	4	M6 x 14mm FHSCS & M6 Hammer Nut
651740	45	4	M6 x 18mm FHSCS & M6 Hammer Nut

### RECOMMENDED FASTENERS (TO PANEL)

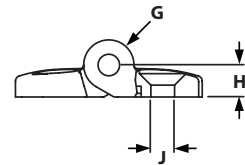
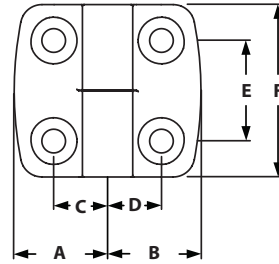
ITEM#	SERIES	QTY	BOLT	HEX NUT	WASHER
651741	30/45	4	M6 x 20mm FHSCS	Yes	Yes

# TSLOTS Hardware

## PLASTIC COMBI LIFT OFF HINGES



◦ Connects to panels or extrusion



ITEM#	SERIES	DESCRIPTION	LIFT OFF	A	B	C	D	E	F	G	H	J
671248	30	30/30	Left Hand	29.5mm	29.5mm	17.5mm	17.5mm	28mm	48mm	14mm	9mm	6.6mm
671251	30	30/40	Left Hand	29.5mm	38.5mm	17.5mm	22.5mm	28mm	48mm	14mm	9mm	6.6mm
671254	30	30/45	Left Hand	29.5mm	43.5mm	17.5mm	25mm	28mm	48mm	14mm	9mm	6.6mm
671257	30	30/50	Left Hand	29.5mm	48.5mm	17.5mm	27.5mm	28mm	48mm	14mm	9mm	6.6mm
671260	30	30/60	Left Hand	29.5mm	57.5mm	17.5mm	32.5mm	28mm	48mm	14mm	9mm	6.6mm
671249	30	30/30	Right Hand	29.5mm	29.5mm	17.5mm	17.5mm	28mm	48mm	14mm	9mm	6.6mm
671252	30	30/40	Right Hand	29.5mm	38.5mm	17.5mm	22.5mm	28mm	48mm	14mm	9mm	6.6mm
671255	30	30/45	Right Hand	29.5mm	43.5mm	17.5mm	25mm	28mm	48mm	14mm	9mm	6.6mm
671258	30	30/50	Right Hand	29.5mm	48.5mm	17.5mm	27.5mm	28mm	48mm	14mm	9mm	6.6mm
671261	30	30/60	Right Hand	29.5mm	57.5mm	17.5mm	32.5mm	28mm	48mm	14mm	9mm	6.6mm
671275	45	45/45	Left Hand	43.5mm	43.5mm	25mm	25mm	28mm	48mm	14mm	9mm	6.6mm
671278	45	45/50	Left Hand	43.5mm	48.5mm	25mm	27.5mm	28mm	48mm	14mm	9mm	6.6mm
671281	45	45/60	Left Hand	43.5mm	57.5mm	25mm	32.5mm	28mm	48mm	14mm	9mm	6.6mm
671276	45	45/45	Right Hand	43.5mm	43.5mm	25mm	25mm	28mm	48mm	14mm	9mm	6.6mm
671279	45	45/50	Right Hand	43.5mm	48.5mm	25mm	27.5mm	28mm	48mm	14mm	9mm	6.6mm
671282	45	45/60	Right Hand	43.5mm	57.5mm	25mm	32.5mm	28mm	48mm	14mm	9mm	6.6mm

### RECOMMENDED FASTENERS (TO EXTRUSION SLOT)

ITEM#	SERIES	QTY	DESCRIPTION
651789	30	4	M6 x 12mm FHSCS & Hammer Nut
651790	45	4	M6 x 12mm FHSCS & Hammer Nut

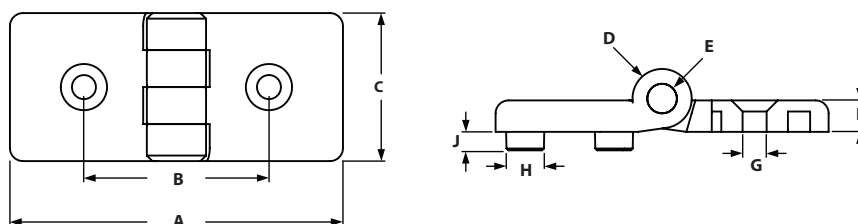
### RECOMMENDED FASTENERS (TO PANEL)

ITEM#	SERIES	QTY	BOLT	HEX NUT	WASHER
651741	30/45	4	M6 x 20mm FHSCS	Yes	Yes

## HEAVY DUTY PLASTIC HINGE



- Connects to panels or extrusion
- Each plate has two holes to fit locating pins



ITEM#	SERIES	A	B	C	D	E	F	G	H-SLOT	J
671050	45	90mm	50mm	40mm	16mm	8mm	9mm	6.5mm	10	5mm

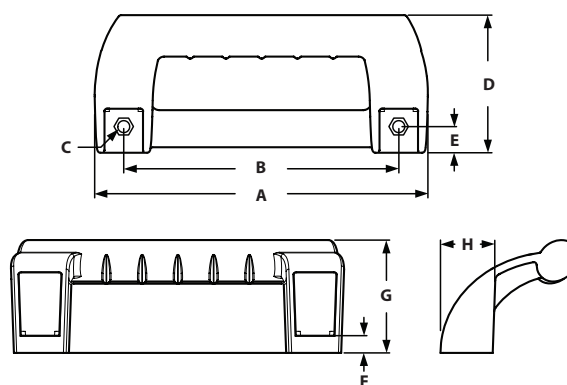
### RECOMMENDED FASTENERS

ITEM#	SERIES	QTY	DESCRIPTION
651742	45	2	M6 x 20mm FHSCS & M6 Hammer Nut

## MACHINE HANDLE



- Large machine handle with ergonomic design and finger protection
- Mounts on doors, flaps, and extrusion
- Cover caps are included



ITEM#	SERIES	A	B	C	D	E	F	G	H
671017	45	240mm	200mm	8.8mm	100mm	19mm	12.5mm	80mm	38mm

### RECOMMENDED FASTENERS

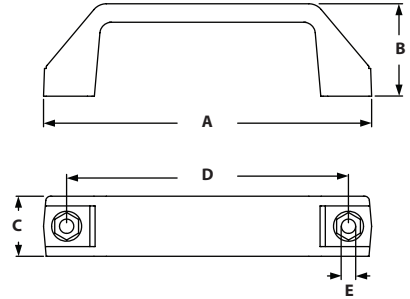
ITEM#	SERIES	QTY	DESCRIPTION
651743	45	2	M8 x 16mm SHCS & M8 Hammer Nut

# TSLOTS Hardware

## BRIDGE HANDLE



◦ Mounts on doors, flaps, and extrusion



ITEM#	SERIES	A	B	C	D	E
671015	30/45	142mm	40mm	26mm	122mm	6.2mm
671016	30/45	170mm	52mm	28mm	152mm	6.2mm

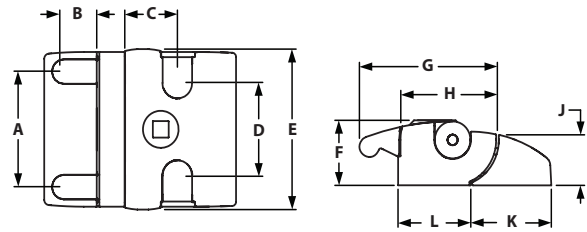
### RECOMMENDED FASTENERS

ITEM#	SERIES	HANDLE	QTY	DESCRIPTION
651744	30	671015 & 671016	2	M6 x 14mm SHCS & M6 Hammer Nut
651745	45	671015	2	M6 x 16mm SHCS & M6 Hammer Nut
651746	45	671016	2	M6 x 18mm SHCS & M6 Hammer Nut

## SLAM LATCH



◦ Surface: Black powder coat  
 ◦ Material: Die-cast zinc  
 ◦ Ideal for cabinets and guarding



ITEM#	LOCK	A	B	C	D	E	F	G	H	J	K	L
671072	Universal	56mm	16.9mm	26.4mm	45mm	75mm	31.5mm	69mm	47.9mm	24.4mm	40mm	36.5mm
671073	Unique	56mm	16.9mm	26.4mm	45mm	75mm	31.5mm	69mm	47.9mm	24.4mm	40mm	36.5mm
671074	Without	56mm	16.9mm	26.4mm	45mm	75mm	31.5mm	69mm	47.9mm	24.4mm	40mm	36.5mm

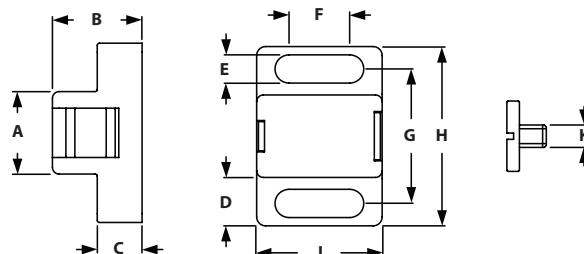
### RECOMMENDED FASTENERS

ITEM#	SERIES	QTY	DESCRIPTION
651791	45	4	M6 x 14mm SHCS & Hammer Nut

## MAGNETIC CATCH



- A quick locking device for doors, adaptable to the thickness of the panel units
- Fiberglass reinforced nylon



ITEM#	SERIES	A	B	C	D	E	F	G	H	J	K
671031	30/45	19mm	20mm	10mm	10.5mm	6.3mm	13.5mm	30mm	40mm	28mm	M5

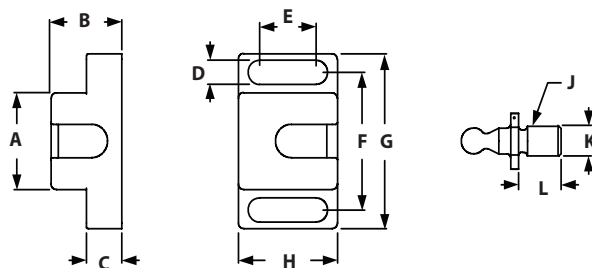
### RECOMMENDED FASTENERS

ITEM#	SERIES	QTY	DESCRIPTION
651747	30	2	M6 x 16mm BHSCS & M6 Hammer Nut
651748	45	2	M6 x 18mm BHSCS & M6 Hammer Nut

## BALL CATCH



- A quick locking device for doors, adaptable to the thickness of the panel units
- Fiberglass reinforced nylon



ITEM#	SERIES	A	B	C	D	E	F	G	H	J	K	L
671032	30/45	26mm	20mm	10mm	6.5mm	16mm	37mm	47mm	28mm	M8	M8	12mm

### RECOMMENDED FASTENERS

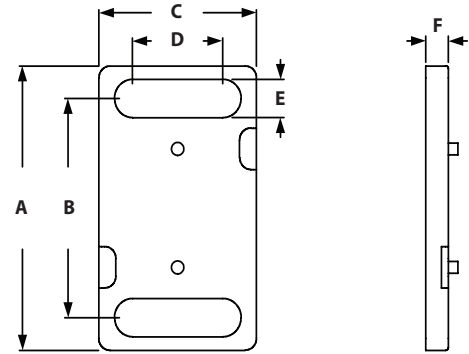
ITEM#	SERIES	QTY	DESCRIPTION
651747	30	2	M6 x 16mm BHSCS & M6 Hammer Nut
651748	45	2	M6 x 18mm BHSCS & M6 Hammer Nut

# TSLOTS Hardware

## SPACER FOR BALL CATCH



◦ To increase the distance to the extrusion profile from the Ball Catch



ITEM#	MATERIAL	A	B	C	D	E	F
671086	Black Nylon	48mm	37mm	28mm	16mm	6.5mm	4mm

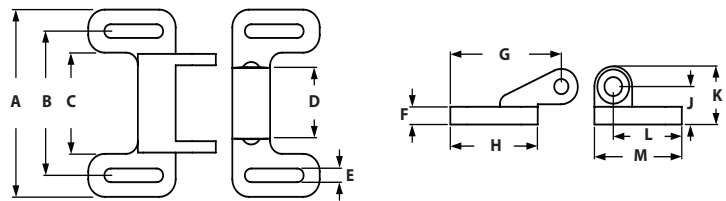
### RECOMMENDED FASTENERS

ITEM#	SERIES	QTY	DESCRIPTION
651749	30	2	M6 x 20mm BHSCS & M6 Hammer Nut

## DOUBLE BALL CATCH



◦ A quick locking device for doors and flaps with and without border  
 ◦ Fiberglass reinforced nylon



ITEM#	SERIES	A	B	C	D	E	F	G	H	J	K	L	M
671075	30/45	74mm	57mm	40mm	28mm	5.4mm	7mm	47mm	37mm	15mm	23mm	29mm	37mm

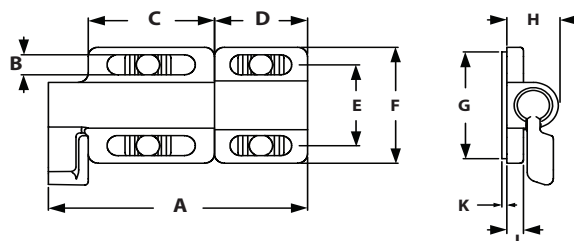
### RECOMMENDED FASTENERS

ITEM#	SERIES	QTY	DESCRIPTION
651750	30	4	M5 x 14mm BHSCS & M5 Hammer Nut
651751	45	4	M5 x 16mm BHSCS & M5 Hammer Nut

## DOOR LATCH



- For easy closing of doors and flaps, with spring-loaded clamp
- Including separate slot fixation strips
- Die-cast zinc



ITEM#	SERIES	A	B	C	D	E	F	G	H	J	K
671033	30/45	78mm	6.6mm	38mm	28mm	26.5mm	38mm	35mm	16mm	5mm	1.5mm

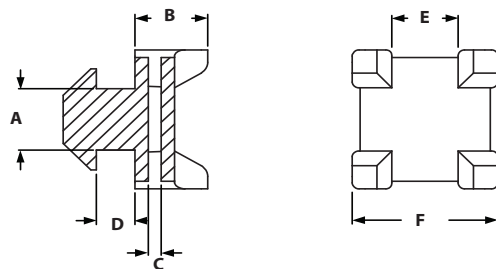
### RECOMMENDED FASTENERS

ITEM#	SERIES	QTY	DESCRIPTION
651706	30	4	M6 x 12mm BHSCS & M6 Hammer Nut
651753	45	4	M6 x 16mm BHSCS & M6 Hammer Nut

## CROSS CABLE BINDING BLOCK



- To secure cables to extrusion in two directions
- Can be mounted into the slot by a quarter turn
- Fiberglass reinforced nylon

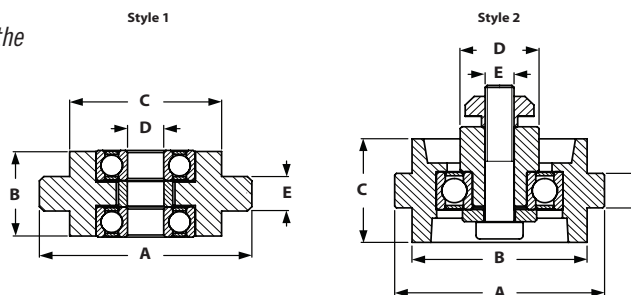


ITEM#	SERIES	A	B	C	D	E	F
671639	30	8mm	11mm	2mm	2mm	10mm	22mm
671041	45	10mm	11mm	2mm	5.8mm	10mm	22mm

## ROLLERS



- To guide moving parts in the slot of the extrusion
- Fiberglass reinforced nylon



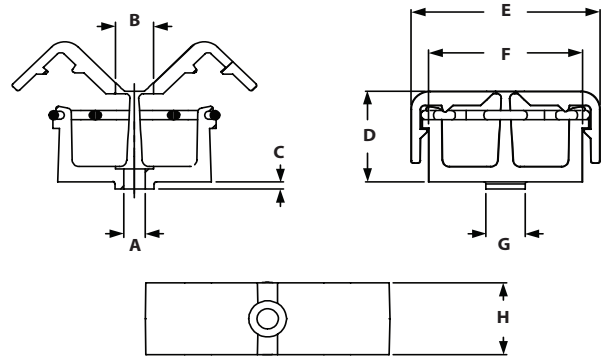
ITEM#	SERIES	STYLE	A	B	C	D	E	F
671027	30	1	39mm	17.6mm	25.8mm	6mm	8mm	N/A
671028	45	1	39mm	17.6mm	25.8mm	6mm	10mm	N/A
671029	45	1	47mm	19.6mm	33.6mm	8mm	10mm	N/A
671030	45	2	58mm	48.4mm	30mm	21.8mm	M8	10mm

# TSLOTS Hardware

## CLIP CABLE BINDER



- To fix cables without the need of cable ties, can be opened and closed again.
- Fiberglass reinforced nylon



ITEM#	SERIES	A	B	C	D	E	F	G	H
671089	30	4.5mm	8mm	2.5mm	20mm	40mm	32.6mm	8mm	16mm
671090	45	4.5mm	8mm	2.5mm	20mm	40mm	32.6mm	10mm	16mm

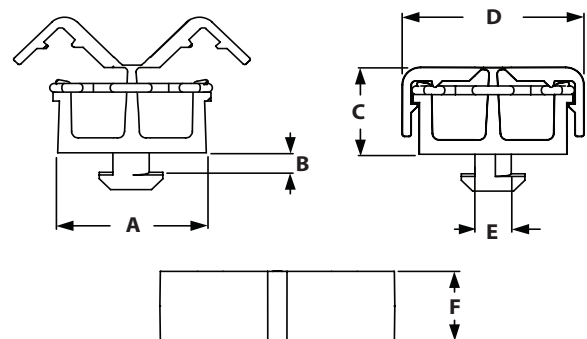
### RECOMMENDED FASTENERS

ITEM#	SERIES	QTY	DESCRIPTION
651754	30	1	M4 x 8mm SHCS & M4 Hammer Nut
651755	45	1	M4 x 12mm SHCS & M4 Hammer Nut

## CLIP CABLE BINDER WITH HAMMER



- To fix cables without the need of cable ties, can be opened and closed again.
- Fiberglass reinforced nylon



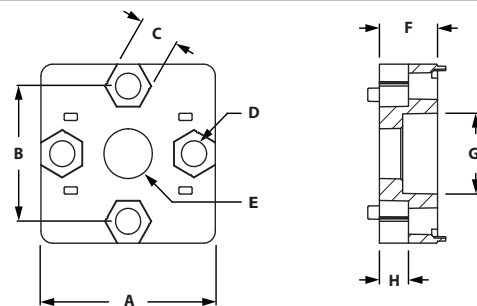
ITEM#	SERIES	A	B	C	D	E	F
671092	30	32.6mm	2mm	20mm	40mm	8mm	16mm
671091	45	32.6mm	5.9mm	20mm	40mm	10mm	16mm



## PLATE CONNECTOR



- Connects two extrusions to form a tee connection
- Connecting hardware included



ITEM#	FINISH	SERIES	A	B	C	D	E	F	G	H
683584	Alu Color	30	30mm	21mm	8mm	5.5mm	8.5mm	15mm	13.6mm	7.5mm
683587	Alu Color	40	40mm	29.6mm	10mm	6.2mm	12.4mm	15mm	20mm	7.5mm

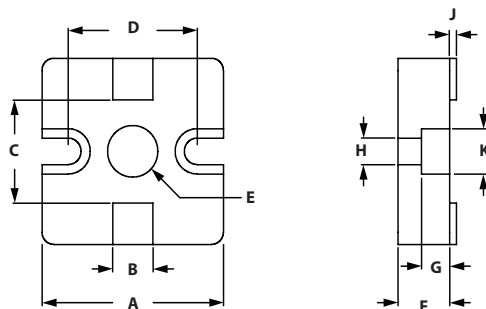
### INCLUDED FASTENERS

SERIES	CONNECTING SCREW	FASTENING SCREWS	TNUT
30	M8 x 30mm	M5 x 16mm SHCS	M5 Hammer Nuts
40	S12 x 30mm Torx T50	M6 x 20mm SHCS	M6 Hammer Nuts

## PLATE CONNECTOR 45



- Connects two extrusions to form a tee connection
- No machining necessary with Self-Tapping screws



ITEM#	FINISH	SERIES	A	B	C	D	E	F	G	H	J	K
671609	Plain	45	45mm	10mm	25mm	32mm	12.5mm	13mm	7mm	6.5mm	1.7mm	11mm
671608	Alu color	45	45mm	10mm	25mm	32mm	12.5mm	13mm	7mm	6.5mm	1.7mm	11mm

### RECOMMENDED FASTENERS

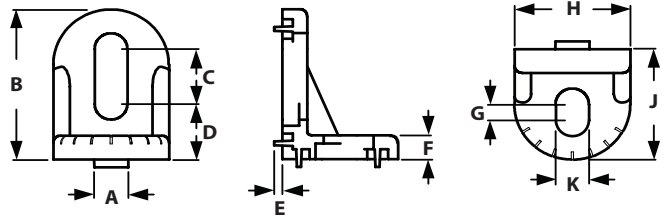
ITEM#	SERIES	QTY	DESCRIPTION
651756	45	1	S12 x 30mm LHSCS & M6 x 18mm SHCS & Hammer Nut

# TSLOTS Hardware

## TURNING ANGLE 30



◦ Connects to extrusion at various angles from 0° to 180°  
 ◦ Die-cast aluminum



ITEM#	SERIES	A	B	C	D	E	F	G	H	J	K
671234	30/45	8mm	38mm	14mm	14mm	2mm	6mm	4mm	28mm	28mm	8mm

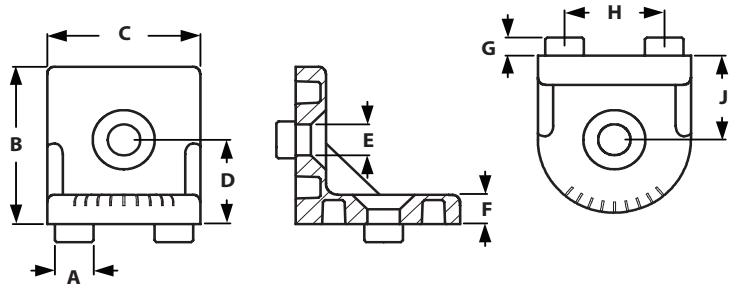
### RECOMMENDED FASTENERS

ITEM#	SERIES	QTY	DESCRIPTION
651757	30	2	M8 x 12mm BHSCS & M8 Self-Aligning Tnut
651707	45	2	M8 x 16mm BHSCS & M8 Hammer Nut

## TURNING ANGLE 45



◦ Connects to extrusion at various angles from 0° to 180°  
 ◦ Die-cast aluminum



ITEM#	SERIES	A	B	C	D	E	F	G	H	J
671235	45	10mm	43mm	40mm	23mm	8.5mm	8mm	5mm	26mm	23mm

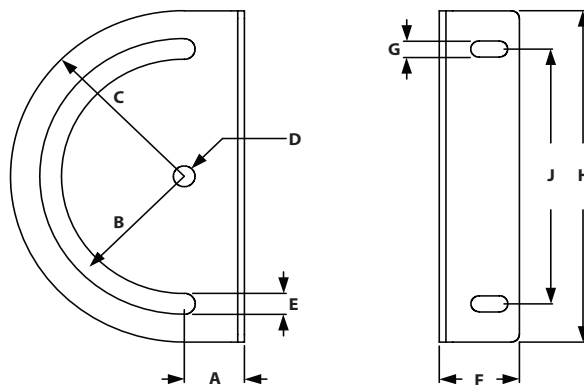
### RECOMMENDED FASTENERS

ITEM#	SERIES	QTY	DESCRIPTION
651792	45	2	M8 x 18mm FHSCS & Hammer Nut

## PIVOT ANGLE 130



- Connects to extrusion at an adjustable angle
- Zinc plated



ITEM#	SERIES	A	B	C	D	E	F	G	H	J
671233	45	22.5mm	R50	R65	8.1mm	8.2mm	30mm	6.3mm	130mm	100mm

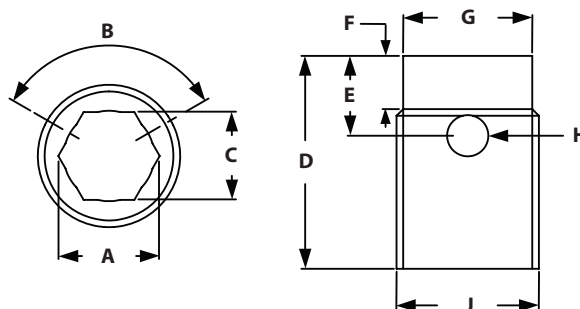
### RECOMMENDED FASTENERS

ITEM#	SERIES	QTY	DESCRIPTION
651758	45	2	M6 x 12mm SHCS & Hammer Nut

## CUTTING BUSHING



- For reduction from bore hole 10.2 mm to M8 thread
- Steel
- Cutting bushing tool comes separate



ITEM#	A	B	C	D	E	F	G	H	J
671076	M8	120°	6.6mm	16mm	6mm	4mm	9.7mm	3.1mm	10.7mm

### CUTTING BUSH TOOL

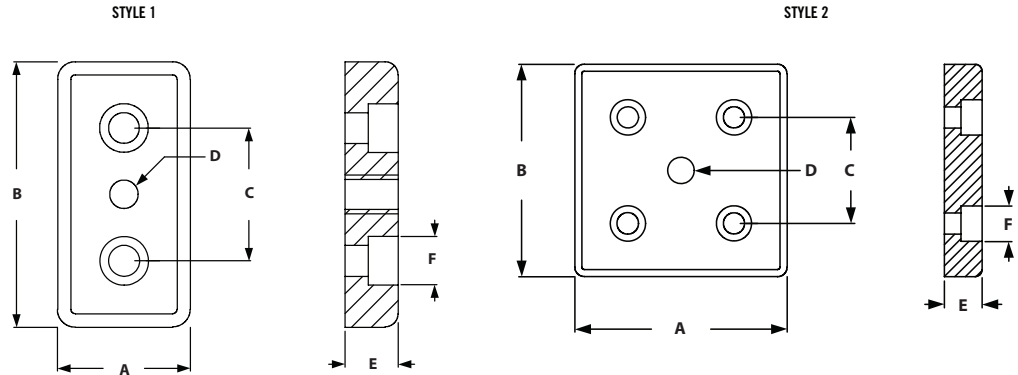
ITEM#  
671077

# TSLOTS Hardware

## BASE PLATE



- To mount leveling feet, rollers, hooks or similar components
- Connects to the extrusion slot
- Die-cast zinc



ITEM#	SERIES	STYLE	A	B	C	D-THREAD	E	F
671126	30	1	30mm	60mm	30mm	M8	12mm	M8 SHCS
671128	30	1	30mm	60mm	30mm	M10	12mm	M8 SHCS
671130	30	1	30mm	60mm	30mm	M12	12mm	M8 SHCS
671132	30	1	30mm	60mm	30mm	M14	12mm	M8 SHCS
671144	45	1	45mm	90mm	45mm	M10	16mm	M12 SHCS
671146	45	1	45mm	90mm	45mm	M12	16mm	M12 SHCS
671148	45	1	45mm	90mm	45mm	M14	16mm	M12 SHCS
671150	45	1	45mm	90mm	45mm	M16	16mm	M12 SHCS
671152	45	1	45mm	90mm	45mm	M20	16mm	M12 SHCS
671196	45	2	90mm	90mm	45mm	M10	16mm	M12 SHCS
671198	45	2	90mm	90mm	45mm	M12	16mm	M12 SHCS
671200	45	2	90mm	90mm	45mm	M14	16mm	M12 SHCS
671202	45	2	90mm	90mm	45mm	M16	16mm	M12 SHCS
671204	45	2	90mm	90mm	45mm	M20	16mm	M12 SHCS

### RECOMMENDED FASTENERS (EXTRUSION END)

ITEM#	SERIES	STYLE	QTY	DESCRIPTION
651342	30	1	2	M8 x 12mm SHCS
683038	45	1	2	M12 x 30mm LHCS
683038	45	2	4	M12 x 30mm LHCS

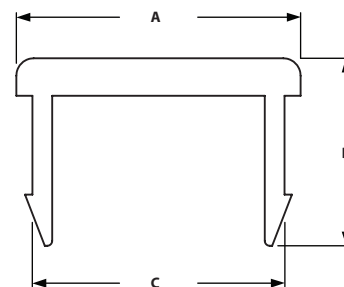
### RECOMMENDED FASTENERS (EXTRUSION SLOT)

ITEM#	SERIES	STYLE	QTY	DESCRIPTION
651759	30	1	2	M12x 12mm SHCS & M8 Self-Aligning Trut

## COVER PROFILE



◦ Covers the slot of the extrusion




ITEM#	SERIES	COLOR	LENGTH	A	B	C
671020	30	Black	2 Meters	8.8mm	3.8mm	8.2mm
671612	30	Yellow	2 Meters	8.8mm	3.8mm	8.2mm
671613	30	Grey	2 Meters	8.8mm	3.8mm	8.2mm
671019	45	Black	2 Meters	11.5mm	7.5mm	10.2mm
671614	45	Yellow	2 Meters	11.5mm	7.5mm	10.2mm
671615	45	Grey	2 Meters	11.5mm	7.5mm	10.2mm

## END CAPS



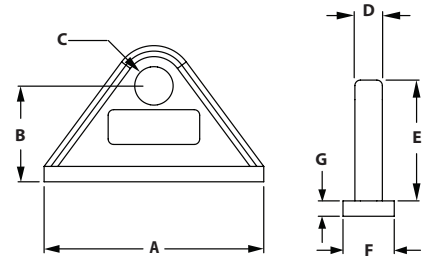
◦ Covers the end of the extrusion profiles  
◦ Fiberglass reinforced nylon



ITEM#	SERIES	TYPE	A	B
655703	20	Pin	20mm	20mm
671001	30	Pin	22.5mm	45mm
671000	30	Pin	30mm	30mm
671013	30	Pin	30mm	60mm
671008	40	Pin	40mm	40mm
671002	45	Pin	45mm	45mm
671003	45	Pin	45mm	60mm
671009	45	Pin	45mm	90mm
671004	45	Pin	60mm	60mm
671007	45	Pin	60mm	90mm
671006	45	Pin	90mm	90mm

# TSLOTS Hardware

## TOOL HANGERS



- Ideal for hanging air tools, cable reels, heavy door panels or transporting cables
- Fiberglass reinforced nylon

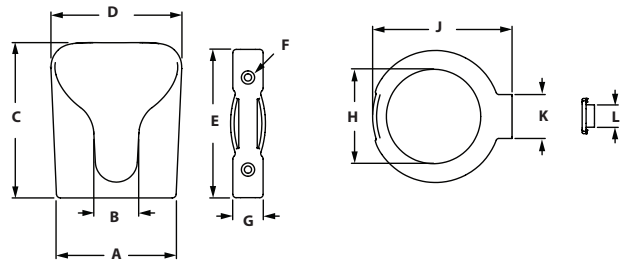
ITEM#	SERIES	A	B	C	D	E	F	G
655096	30/45	60mm	26mm	10.5mm	8/10mm	32.8mm	15mm	4.2mm
671025	30/45	60mm	26mm	10.5mm	8/10mm	32.8mm	19mm	4.2mm

ITEM#	SLOT
671018	Snap Hook Tool

## CUP HOLDER



- To securely put down drinks, bottles, and cans
- Holds thermo bags, oil cans, or drills



ITEM#	VERSION	A	B	C	D	E	F	G	H	J	K	L
671078	Open Bottom	93mm	34mm	118mm	100mm	112mm	5.5mm	23mm	71mm	106mm	33mm	17mm
671079	Closed Bottom	93mm	34mm	118mm	100mm	112mm	5.5mm	23mm	N/A	106mm	33mm	17mm

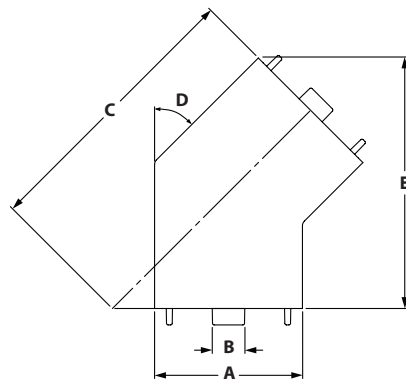
## RECOMMENDED FASTENERS

ITEM#	SERIES	QTY	DESCRIPTION
651728	30	2	M5 x 16mm FHSCS & M5 Hammer Nut
651760	45	2	M5 x 20mm FHSCS & M5 Hammer Nut

## 45° ANGLE CONNECTOR



- Connects 2 extrusions at end at a 45° angle
- Die-cast aluminum and Nylon for cover cap
- Included fasteners- 2 Self-forming screws S12 x 30mm, 1 Hammer head screw M8 x 20, 1 flange nut M8



ITEM#	SERIES	A	B	C	D	E
671640	45	45.00mm	10.00mm	85.30mm	45°	76.20mm

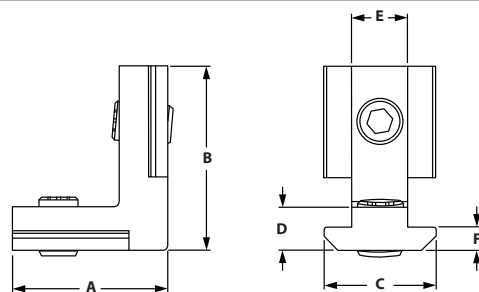
### INCLUDED FASTENERS

ITEM#	SERIES	QTY	DESCRIPTION
671115	45	2	Self threaded M12 x 30mm
671372	45	1	M8 x 20mm Hammer Head
671610	45	1	M8 Flange Nut

## INNER CONNECTORS



- Connects two extrusions at a 90° angle
- No machining required



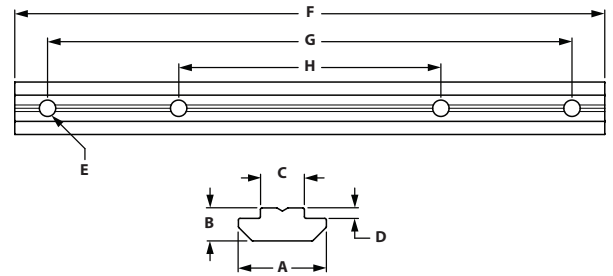
ITEM#	SERIES	A	B	C	D	E	F
671653	20	21.00mm	21.00mm	11.30mm	4.50mm	6.00mm	3.00mm
671654	30	21.00mm	30.00mm	15.80mm	7.80mm	8.00mm	6.00mm
671655	45	32.00mm	38.00mm	19.00mm	8.80mm	10.00mm	3.80mm

# TSLOTS Hardware

## CONNECTION STRIPS



- End-to-end connection for two extrusions
- No machining required
- Fasteners included

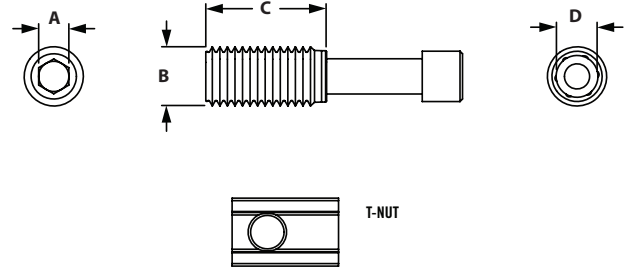


ITEM#	SERIES	A	B	C	D	E	F	G	H
671644	30	16.00mm	6.00mm	8.00mm	1.90mm	M6	180.00mm	160.00mm	80.00mm
671643	45	19.50mm	10.60mm	10.00mm	5.10mm	M8	180.00mm	158.00mm	28.00mm

## T-MATIC CONNECTORS




- Connects two extrusions at a 90° angle
- No machining required
- T-nut included

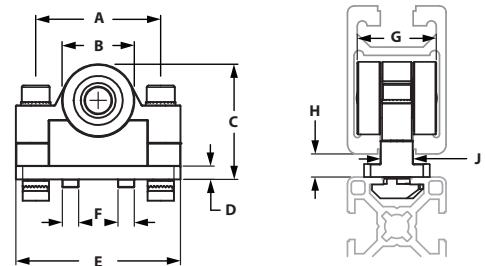


ITEM#	SERIES	A	B	C	D
671647	30	5.00mm	11.50mm	24.00mm	T45
671645	45	6.00mm	12.00mm	24.00mm	T50

## C-CHANNEL SLIDING DOOR ROLLER



- Movable suspension for sliding doors built for profile item 670086
- M5 Hammer nuts, screws, and washers are included
- Used with slot 8 B-Series extrusions



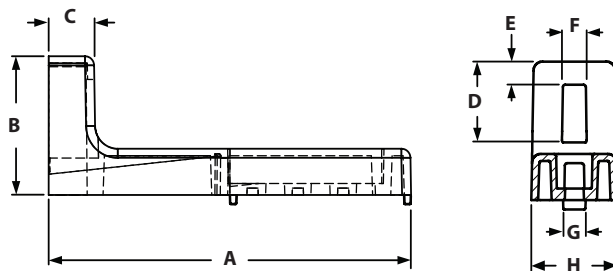
ITEM#	SERIES	EXTRUSION	A	B	C	D	E	F	G	H	J
671724	30	30mm	5.00mm	22.00mm	35.00mm	4.00mm	50.00mm	8.00mm	24.00mm	6.00mm	10.00mm



## FLOOR MOUNT BRACKETS



- Connect extrusion to floor vertically
- Die-cast zinc



ITEM#	SERIES	EXTRUSION USE	A	B	C	D	E	F	G	H
671095	30	30 mm	120.00mm	45.00mm	15.00mm	15.00mm	30.00mm	8.00mm	10.00mm	19.00mm
671099	45	40 mm	160.00mm	60.00mm	20.00mm	20.00mm	38.00mm	10.00mm	10.00mm	25.00mm

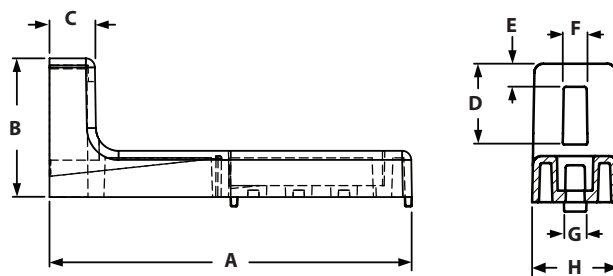
### RECOMMENDED FASTENERS

ITEM#	SERIES	QTY	DESCRIPTION
651761	30	2	M6 x 10mm SHCS & M6 Hammer Nut
651743	45	2	M8 x 16mm SHCS & M8 Hammer Nut

## ADJUSTABLE FLOOR MOUNT BRACKETS



- Connect extrusion to floor vertically adjustable; with adjustmet screw and threaded plate
- Die-cast zinc



ITEM#	SERIES	EXTRUSION USE	A	B	C	D	E	F	G	H
671096	30	30 mm	120.00mm	45.00mm	15.00mm	15.00mm	30.00mm	8.00mm	10.00mm	19.00mm
671100	45	40 mm	160.00mm	60.00mm	20.00mm	20.00mm	38.00mm	10.00mm	10.00mm	25.00mm

### RECOMMENDED FASTENERS

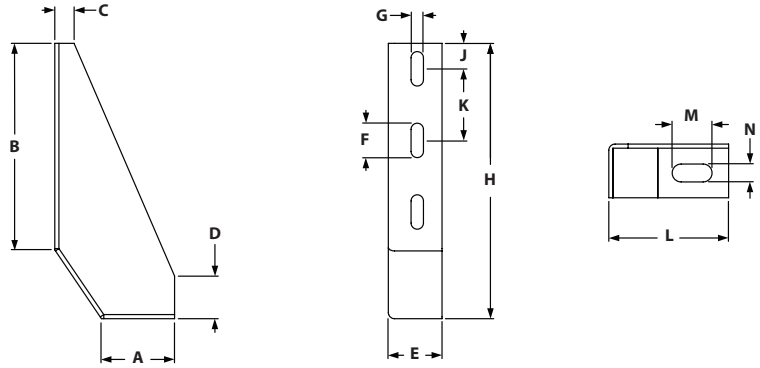
ITEM#	SERIES	QTY	DESCRIPTION
651761	30	2	M6 x 10mm SHCS & M6 Hammer Nut
651743	45	2	M8 x 16mm SHCS & M8 Hammer Nut

# TSLOTS Hardware

## FLOOR BRACKETS



◦ Material: Zinc Plated Steel



ITEM#	SERIES	EXTRUSION USE
671101	30/45	45 mm

A	B	C	D	E	F	G	H	J	K	L	M	N
53.00mm	150.00mm	14.00mm	31.00mm	42.00mm	25.00mm	9.00mm	200.00mm	18.50mm	52.00mm	87.00mm	29.00mm	13.00mm

### RECOMMENDED FASTENERS

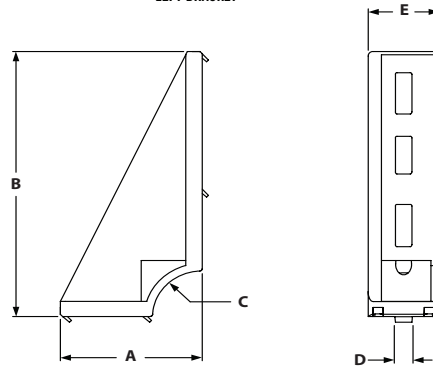
ITEM#	SERIES	QTY	DESCRIPTION
651744	30	3	M6 x 14mm SHCS & M6 Hammer Nut
651743	45	3	M8 x 16mm SHCS & M8 Hammer Nut

## FLOOR BRACKETS 45



◦ Material: Die-cast aluminum

LEFT BRACKET



ITEM#	SERIES	EXTRUSION USE	STYLE	A	B	C	D	E
671208	45	45 mm	Left	86.00mm	175.00mm	30°	10.00mm	43.00mm

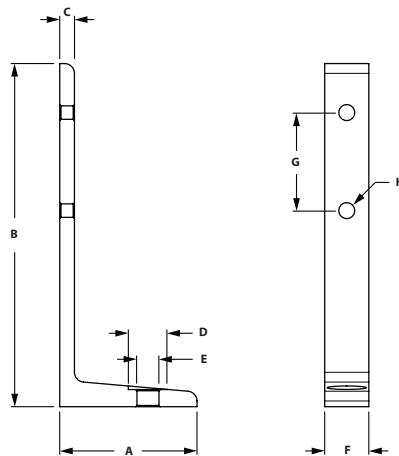
### RECOMMENDED FASTENERS

ITEM#	SERIES	QTY	DESCRIPTION
651705	45	2	M8 x 20mm SHCS & Self-Aligning Tnut

## 2 HOLE FLOOR MOUNT BRACKET



- Strong economy base plates
- Bolts directly in the T-Slot
- Allows vertical adjustments



ITEM#	SERIES	EXTRUSION USE	A	B	C	D	E	F	G	H
671716	30	30 mm	56.00mm	140.00mm	6.00mm	22.00mm	11.00mm	27.00mm	40.00mm	7.00mm
671717	45	45 mm	56.00mm	140.00mm	6.00mm	28.00mm	13.50mm	41.00mm	40.00mm	9.00mm

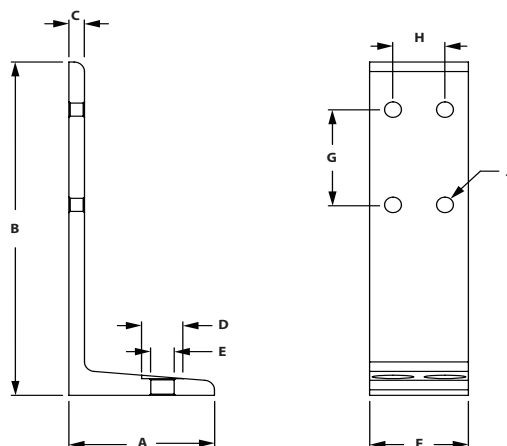
### RECOMMENDED FASTENERS

ITEM#	SERIES	QTY	DESCRIPTION
651762	30	2	M6 x 16mm SHCS & M6 Hammer Nut
651743	45	2	M8 x 16mm SHCS & M8 Hammer Nut

## 4 HOLE FLOOR MOUNT BRACKET



- Strong economy base plates
- Bolts directly in the T-Slot
- Allows vertical adjustments



ITEM#	SERIES	A	B	C	D	E	F	G	H	J
671704	30	56.00mm	140.00mm	6.00mm	22.00mm	11.00mm	57.00mm	40.00mm	30.00mm	7.00mm
671705	45	56.00mm	140.00mm	6.00mm	28.00mm	13.50mm	86.00mm	40.00mm	45.00mm	9.00mm

### RECOMMENDED FASTENERS

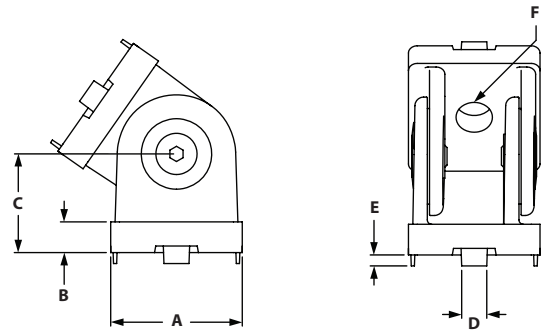
ITEM#	SERIES	QTY	DESCRIPTION
651762	30	4	M6 x 16mm SHCS & M6 Hammer Nut
651743	45	4	M8 x 16mm SHCS & M8 Hammer Nut

# Pivot Joints

## PIVOT JOINT 30



- Bushing enables pivot to be both structural and dynamic
- Locating pins can be removed to accommodate both extrusion end and side mount assembly



ITEM#	MATERIAL	SERIES	A	B	C	D	E	F
671102	Die Cast Zinc	30	30mm	7mm	22.5mm	8mm	2.5mm	8.3mm

### RECOMMENDED FASTENERS (TO EXTRUSION SLOT)

ITEM#	SERIES	QTY	DESCRIPTION
651763	30	2	M8 x 14mm SHCS & Self-Aligning Tnut

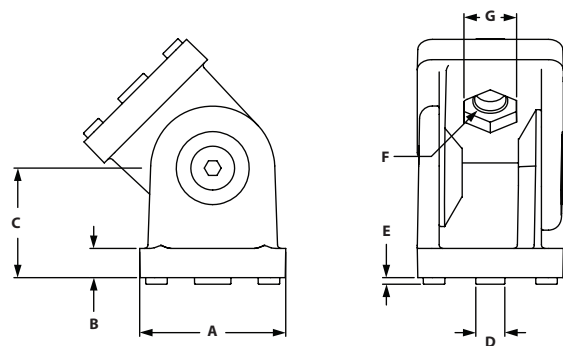
### RECOMMENDED FASTENERS (TO EXTRUSION END)

BOLT ITEM	QTY	BOLT
651350	2	M8 x 25mm SHCS

## PIVOT JOINT 40



- Bushing enables pivot to be both structural and dynamic
- Locating pins can be removed to accommodate both extrusion end and side mount assembly



ITEM#	MATERIAL	SERIES	A	B	C	D	E	F	G
664088	Die Cast Zinc	40	40mm	8mm	30mm	8mm	1.8mm	8.5mm	14mm

### RECOMMENDED FASTENERS (TO EXTRUSION SLOT)

ITEM#	SERIES	QTY	DESCRIPTION
651764	40	2	M8 x 16mm SHCS & Self-Aligning Tnut

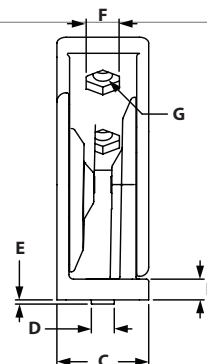
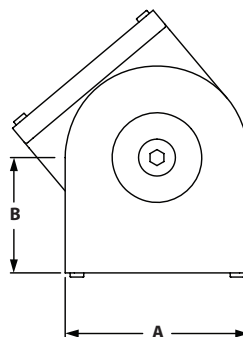
### RECOMMENDED FASTENERS (TO EXTRUSION END)

ITEM#	SERIES	QTY	DESCRIPTION
651765	40	2	M8 x 30mm SHCS & Cutting Bushing

## PIVOT JOINT 4080



- Bushing enables pivot to be both structural and dynamic
- Locating pins can be removed to accommodate both extrusion end and side mount assembly



ITEM#	MATERIAL	SERIES	A	B	C	D	E	F	G	H
671103	Die Cast Zinc	40	80mm	50mm	40mm	8mm	2.8mm	14mm	8.4mm	9mm

### RECOMMENDED FASTENERS (TO EXTRUSION SLOT)

ITEM#	SERIES	QTY	DESCRIPTION
651764	40	4	M8 x 16mm SHCS & Self-Aligning Tnut

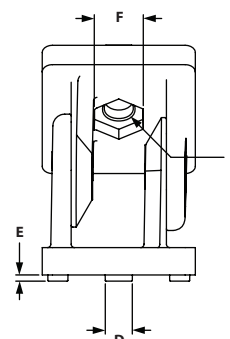
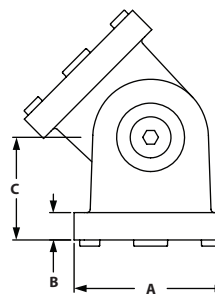
### RECOMMENDED FASTENERS (TO EXTRUSION END)

ITEM#	SERIES	QTY	DESCRIPTION
651765	40	4	M8 x 30mm SHCS & Cutting Bushing

## PIVOT JOINT 45



- Bushing enables pivot to be both structural and dynamic
- Locating pins can be removed to accommodate both extrusion end and side mount assembly



ITEM#	MATERIAL	SERIES	A	B	C	D	E	F	G
671106	Die Cast Zinc	45	45mm	8mm	30mm	10mm	1.8mm	14mm	8.5mm

### RECOMMENDED FASTENERS (TO EXTRUSION SLOT)

ITEM#	SERIES	QTY	DESCRIPTION
651764	45	2	M8 x 16mm SHCS & Self-Aligning Tnut

### RECOMMENDED FASTENERS (TO EXTRUSION END)

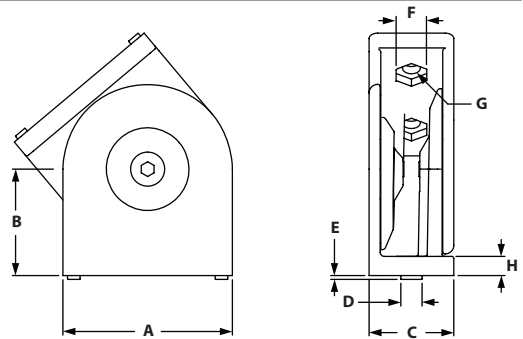
ITEM#	SERIES	QTY	DESCRIPTION
651765	45	2	M8 x 30mm SHCS & Cutting Bushing

# Pivot Joints With Locking Lever

## PIVOT JOINT 4590



- Bushing enables pivot to be both structural and dynamic
- Locating pins can be removed to accommodate both extrusion end and side mount assembly



ITEM#	MATERIAL	SERIES	A	B	C	D	E	F	G	H
671105	Die Cast Zinc	45	90mm	50mm	45mm	10mm	2mm	14mm	8.4mm	9mm

### RECOMMENDED FASTENERS (TO EXTRUSION SLOT)

ITEM#	SERIES	QTY	DESCRIPTION
651764	40	4	M8 x 16mm SHCS & Self-Aligning Tnut

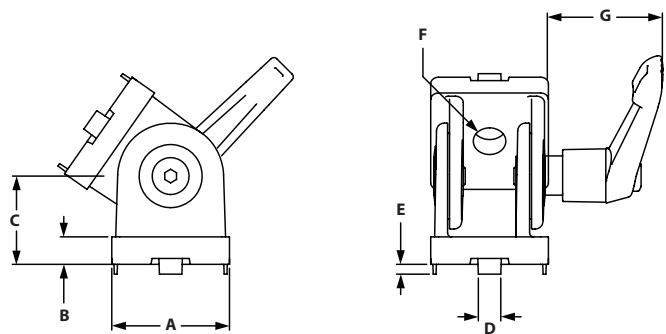
### RECOMMENDED FASTENERS (TO EXTRUSION END)

ITEM#	SERIES	QTY	DESCRIPTION
651765	40	4	M8 x 30mm SHCS & Cutting Bushing

## PIVOT JOINT 30 WITH LOCKING LEVER



- Bushing enables pivot to be both structural and dynamic
- Locating pins can be removed to accommodate both extrusion end and side mount assembly



ITEM#	MATERIAL	SERIES	A	B	C	D	E	F	G
671107	Die Cast Zinc	30	30mm	7mm	22.5mm	8mm	2.5mm	8.3mm	30mm

### RECOMMENDED FASTENERS (TO EXTRUSION SLOT)

ITEM#	SERIES	QTY	DESCRIPTION
651763	30	2	M8 x 14mm SHCS & Self-Aligning Tnut

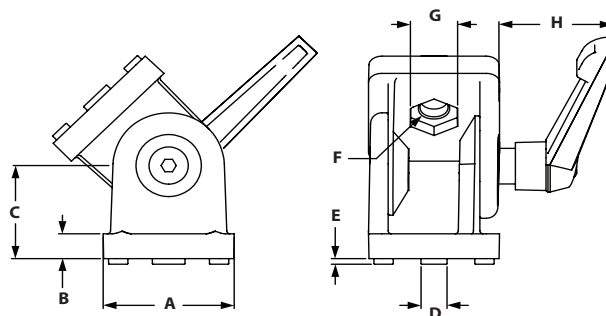
### RECOMMENDED FASTENERS (TO EXTRUSION END)

BOLT ITEM	QTY	BOLT
651350	2	M8 x 25mm SHCs

## PIVOT JOINT 40 WITH LOCKING LEVER



- Bushing enables pivot to be both structural and dynamic
- Locating pins can be removed to accommodate both extrusion end and side mount assembly



ITEM#	MATERIAL	SERIES	A	B	C	D	E	F	G	H
664089	Die Cast Zinc	40	40mm	8mm	30mm	8mm	1.8mm	8.5mm	14mm	41mm

### RECOMMENDED FASTENERS (TO EXTRUSION SLOT)

ITEM#	SERIES	QTY	DESCRIPTION
651764	40	2	M8 x 16mm SHCS & Self-Aligning Tnut

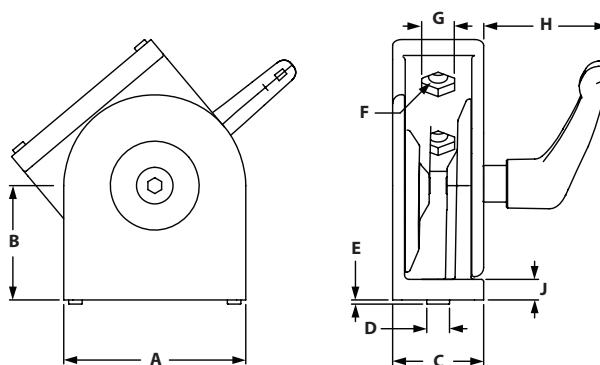
### RECOMMENDED FASTENERS (TO EXTRUSION END)

ITEM#	SERIES	QTY	DESCRIPTION
651765	40	2	M8 x 30mm SHCS & Cutting Bushing

## PIVOT JOINT 4080 WITH LOCKING LEVER



- Bushing enables pivot to be both structural and dynamic
- Locating pins can be removed to accommodate both extrusion end and side mount assembly



ITEM#	MATERIAL	SERIES	A	B	C	D	E	F	G	H	J
671108	Die Cast Zinc	40	80mm	50mm	40mm	10mm	2.8mm	14mm	8.4mm	9mm	9mm

### RECOMMENDED FASTENERS (TO EXTRUSION SLOT)

ITEM#	SERIES	QTY	DESCRIPTION
651764	40	4	M8 x 16mm SHCS & Self-Aligning Tnut

### RECOMMENDED FASTENERS (TO EXTRUSION END)

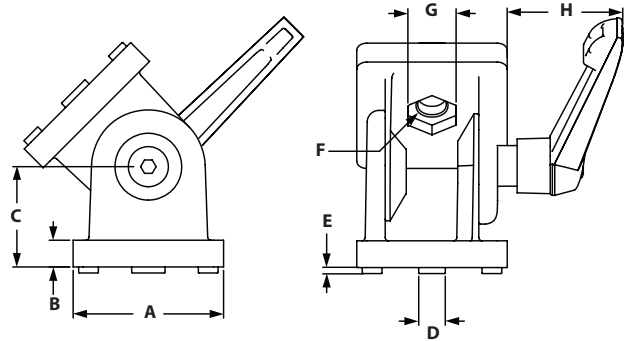
ITEM#	SERIES	QTY	DESCRIPTION
651765	40	4	M8 x 30mm SHCS & Cutting Bushing

# Pivot Joints With Locking Lever

## PIVOT JOINT 45 WITH LOCKING LEVER



- Bushing enables pivot to be both structural and dynamic
- Locating pins can be removed to accommodate both extrusion end and side mount assembly



ITEM#	MATERIAL	SERIES	A	B	C	D	E	F	G	H
671111	Die Cast Zinc	45	45mm	8mm	30mm	10mm	1.8mm	8.5mm	14mm	38mm

### RECOMMENDED FASTENERS (TO EXTRUSION SLOT)

ITEM#	SERIES	QTY	DESCRIPTION
651764	45	2	M8 x 16mm SHCS & Self-Aligning Trnut

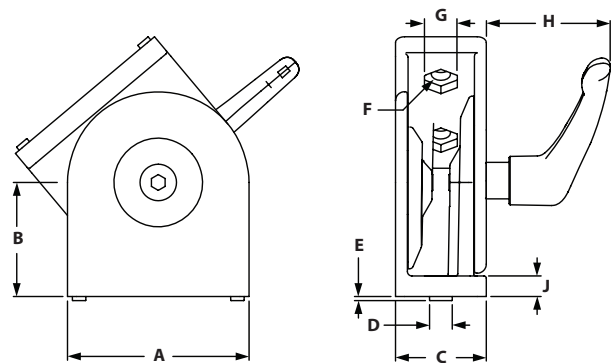
### RECOMMENDED FASTENERS (TO EXTRUSION END)

ITEM#	SERIES	QTY	DESCRIPTION
651765	45	2	M8 x 30mm SHCS & Cutting Bushing

## PIVOT JOINT 4590 WITH LOCKING LEVER



- Bushing enables pivot to be both structural and dynamic
- Locating pins can be removed to accommodate both extrusion end and side mount assembly



ITEM#	MATERIAL	SERIES	A	B	C	D	E	F	G	H	J
671110	Die Cast Zinc	45	90mm	50mm	45mm	10mm	8mm	8.4mm	14mm	51.3mm	9mm

### RECOMMENDED FASTENERS (TO EXTRUSION SLOT)

ITEM#	SERIES	QTY	DESCRIPTION
651764	45	4	M8 x 16mm SHCS & Self-Aligning Trnut

### RECOMMENDED FASTENERS (TO EXTRUSION END)

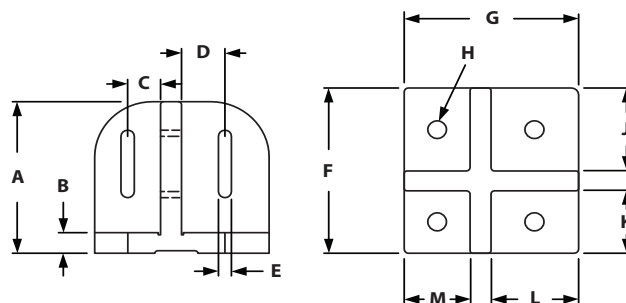
ITEM#	SERIES	QTY	DESCRIPTION
651765	45	4	M8 x 30mm SHCS & Cutting Bushing



### FG 120MM FOOTPLATE



- Flush mounting of supports
- Die-Cast aluminum
- Mount extrusions as posts



ITEM#	SERIES	A	B	C	D	E	F	G	H	J	K	L	M
671637	45	110mm	15mm	22.5mm	30mm	9mm	120mm	120mm	13mm	60mm	45mm	60mm	45mm

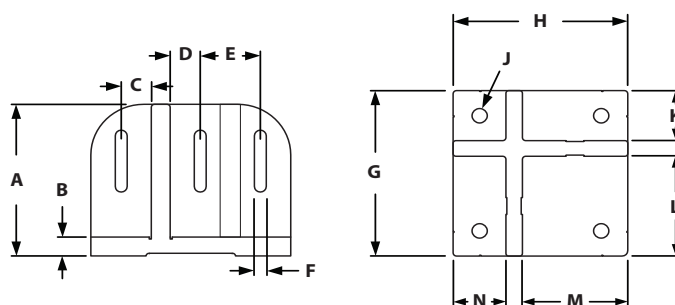
#### RECOMMENDED FASTENERS (TO EXTRUSION SLOT)

ITEM#	SERIES	QTY	DESCRIPTION
651766	45	2-4	M8 x 30mm Hammer Head & Flanged T-Nut

### FG 150MM FOOTPLATE



- Flush mounting of supports
- Die-Cast aluminum
- Mount extrusions as posts



ITEM#	SERIES	A	B	C	D	E	F	G	H	J	K	L	M	N
671638	45	120mm	15mm	25mm	30mm	45mm	9mm	150mm	150mm	13mm	45mm	90mm	90mm	45mm

#### RECOMMENDED FASTENERS (TO EXTRUSION SLOT)

ITEM#	SERIES	QTY	DESCRIPTION
651766	45	2-4	M8 x 30mm Hammer Head & Flanged T-Nut

# CONTENT

## 06 TLOTS Panels

Plastic Panels .....	328-331
PVC Coated Wire Mesh .....	331
Area Calculator Matrix .....	332
Panel Holder & Mesh Retainer Assembly .....	333
Uniblock & Clip Block .....	334
Plug in Profiles .....	335
Cover & Reduction Profile .....	336
Glass Panel Clamp .....	337

## 06 PANELS B-SERIES

# TSLOTS Panels

## ACRYLIC PANELS



- *Lightweight*
- *Weather resistant*
- *High optical clarity*
- *Great for displays or Partitions*

ITEM#	COLOR	MATERIAL	THICKNESS	STOCK SIZE
655424	Clear	Acrylic	.236" (6mm)	4' x 8' +.250"/-0
655425	Clear	Acrylic	.177" (4.5mm)	4' x 8' +.250"/-0
655426	White	Acrylic	.236" (6mm)	4' x 8' +.250"/-0
655427	White	Acrylic	.177" (4.5mm)	4' x 8' +.250"/-0
655428	Black	Acrylic	.236" (6mm)	4' x 8' +.250"/-0
655429	Black	Acrylic	.177" (4.5mm)	4' x 8' +.250"/-0
655430	Bronze	Acrylic	.236" (6mm)	4' x 8' +.250"/-0
655431	Bronze	Acrylic	.177" (4.5mm)	4' x 8' +.250"/-0

## POLYCARBONATE PANELS




- *High durability and impact resistance*
- *High optical clarity*
- *Highly machinable*
- *Great for enclosures, guarding, or safety applications*

ITEM#	COLOR	MATERIAL	THICKNESS	STOCK SIZE
655432	Clear	Polycarbonate	.236" (6mm)	4' x 8' +.250"/-0
655433	Clear	Polycarbonate	.177" (4.5mm)	4' x 8' +.250"/-0
682883	Clear	Polycarbonate	.375" (9.5mm)	4' x 8' +.250"/-0
682884	Clear	Polycarbonate	.500" (12.7mm)	4' x 8' +.250"/-0
655448	Gray	Polycarbonate	.236" (6mm)	4' x 8' +.250"/-0
655449	Gray	Polycarbonate	.177" (4.5mm)	4' x 8' +.250"/-0
655434	Bronze	Polycarbonate	.236" (6mm)	4' x 8' +.250"/-0
655435	Bronze	Polycarbonate	.177" (4.5mm)	4' x 8' +.250"/-0

- *Machining Service – Panel Cut to Size 660062 & 660063*
- *Panels are ordered by the sq. ft.*
- *For custom panels contact Tslots. See page 4 for information*

## HDPE PANELS



- Textured on both sides
- Impact and corrosion resistant
- Highly machinable
- Great for enclosures, guarding, or safety applications

ITEM#	COLOR	MATERIAL	THICKNESS	STOCK SIZE
655690	Black	HDPE	.236" (6mm)	4' x 8' +.250"/-0
655691	Blue	HDPE	.236" (6mm)	4' x 8' +.250"/-0
655695	Red	HDPE	.236" (6mm)	4' x 8' +.250"/-0

## HAIRCELL ABS PANELS



- One smooth side and one textured side
- Impact resistant
- Highly machinable
- Great for workstations and partitions

ITEM#	COLOR	MATERIAL	THICKNESS	STOCK SIZE
655436	Black	Haircell ABS	.236" (6mm)	4' x 8' +.250"/-0
655437	Black	Haircell ABS	.177" (4.5mm)	4' x 8' +.250"/-0

- Machining Service – Panel Cut to Size 660062 & 660063
- Panels are ordered by the sq. ft.
- For custom panels contact Tslots. See page 4 for information

# TSLOTS Panels

## EXPANDED PVC PANELS



- Chemical and weather resistant
- Lightweight
- Highly machinable
- Great for displays and partitions

ITEM#	COLOR	MATERIAL	THICKNESS	STOCK SIZE
655440	Black	Expanded PVC	.236" (6mm)	4' x 8' +.250"/-0
655441	Black	Expanded PVC	.118" (3mm)	4' x 8' +.250"/-0
655442	Red	Expanded PVC	.236" (6mm)	4' x 8' +.250"/-0
655443	Red	Expanded PVC	.118" (3mm)	4' x 8' +.250"/-0
655444	Blue	Expanded PVC	.236" (6mm)	4' x 8' +.250"/-0
655445	Blue	Expanded PVC	.118" (3mm)	4' x 8' +.250"/-0
655446	Gray	Expanded PVC	.236" (6mm)	4' x 8' +.250"/-0
655447	Gray	Expanded PVC	.118" (3mm)	4' x 8' +.250"/-0
655438	White	Expanded PVC	.236" (6mm)	4' x 8' +.250"/-0
655439	White	Expanded PVC	.118" (3mm)	4' x 8' +.250"/-0
682882	Clear	PVC	.236" (6mm)	4' x 8' +.250"/-0
655450	Yellow	Expanded PVC	.236" (6mm)	4' x 8' +.250"/-0
655451	Yellow	Expanded PVC	.118" (3mm)	4' x 8' +.250"/-0

## ALUMALITE PANELS



- Weather resistant
- High durability
- Lightweight alternative to solid aluminum plate
- Great for workstations, enclosures, or displays

ITEM#	COLOR	MATERIAL	THICKNESS	STOCK SIZE
655452	Blue	Alupalite	.236" (6mm)	4' x 8' +.250"/-0
655454	Silver	Alupalite	.236" (6mm)	4' x 8' +.250"/-0

- Machining Service – Panel Cut to Size 660062 & 660063
- Panels are ordered by the sq. ft.
- For custom panels contact Tslots. See page 4 for information

## ALUCOBOND PANELS



- Weather resistant
- High durability
- Lightweight alternative to solid aluminum plate
- Great for workstations, enclosures, or displays
- Platinum only on one side
- Aluminum sheets separated by thermoplastic core

ITEM#	COLOR	MATERIAL	THICKNESS	STOCK SIZE
655457	Platinum	Alucobond	.157" (4mm)	4' x 8' +.250"/-0

## DIE BOND PANELS



- Weather resistant
- High durability
- Lightweight alternative to solid aluminum plate
- Great for workstations, enclosures, or displays
- White on one side and black on the other side

ITEM#	COLOR	MATERIAL	THICKNESS	STOCK SIZE
655857	White/Black	Diebond	.118" (3mm)	4' x 8' +.250"/-0

## WIRE MESH



- Great for workstations, enclosures, or displays
- See page 447 for cutting
- Use calculation matrix on page 322 to measure area


ITEM#	SIZE	COLOR	MATERIAL	GAUGE	OVERALL THICKNESS	STOCK SIZE
655318	.5" x .5"	Black	PVC	16	.140"	4' x 8' +.250"/-0
655319	.5" x .5"	Yellow	PVC	16	.140"	4' x 8' +.250"/-0
655316	1" x 1"	Black	PVC	12	.210"	4' x 8' +.250"/-0
655317	1" x 1"	Yellow	PVC	12	.210"	4' x 8' +.250"/-0
655818	2" x 2"	Black	PVC	12	.210"	4' x 8' +.250"/-0
655830	2" x 2"	Yellow	PVC	12	.210"	4' x 8' +.250"/-0

# TSLOTS Panels

## AREA CALCULATION MATRIX

### HOW TO USE THE MATRIX

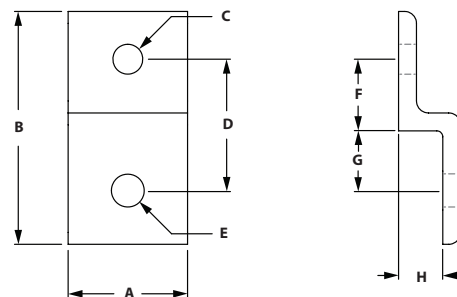
- Round both length and width dimensions up to the next 6" increment
- Find the length and width along the top and side of area calculation matrix
- Find the area in square feet at the intersection of the length and width matrix



		WIDTH									
		6"	12"	18"	24"	30"	36"	42"	48"	54"	60"
LENGTH	6"	0.25	0.50	0.75	1.00	1.25	1.50	1.75	2.00	2.25	2.50
	12"	0.50	1.00	1.50	2.00	2.50	3.00	3.50	4.00	4.50	5.00
	18"	0.75	1.50	2.25	3.00	3.75	4.50	5.25	6.00	6.75	7.50
	24"	1.00	2.00	3.00	4.00	5.00	6.00	7.00	8.00	9.00	10.00
	30"	1.25	2.50	3.75	5.00	6.25	7.50	8.75	10.00	11.25	12.50
	36"	1.50	3.00	4.50	6.00	7.50	9.00	10.50	12.00	13.50	15.00
	42"	1.75	3.50	5.25	7.00	8.75	10.50	12.25	14.00	15.75	17.50
	48"	2.00	4.00	6.00	8.00	10.00	12.00	14.00	16.00	18.00	20.00
	54"	2.25	4.50	6.75	9.00	11.25	13.50	15.75	18.00	20.25	22.50
	60"	2.50	5.00	7.50	10.00	12.50	15.00	17.50	20.00	22.50	25.00
	66"	2.75	5.50	8.25	11.00	13.75	16.50	19.25	22.00	24.75	27.50
	72"	3.00	6.00	9.00	12.00	15.00	18.00	21.00	24.00	27.00	30.00
	78"	3.25	6.50	9.75	13.00	16.25	19.50	22.75	26.00	29.25	32.50
	84"	3.50	7.00	10.50	14.00	17.50	21.00	24.50	28.00	31.50	35.00
	90"	3.75	7.50	11.25	15.00	18.75	22.50	26.25	30.00	33.75	37.50
	96"	4.00	8.00	12.00	16.00	20.00	24.00	28.00	32.00	36.00	40.00
	102"	4.25	8.50	12.75	17.00	21.25	25.50	29.75	34.00	38.25	42.50
108"	4.50	9.00	13.50	18.00	22.50	27.00	31.50	36.00	40.50	45.00	



## PANEL HOLDER

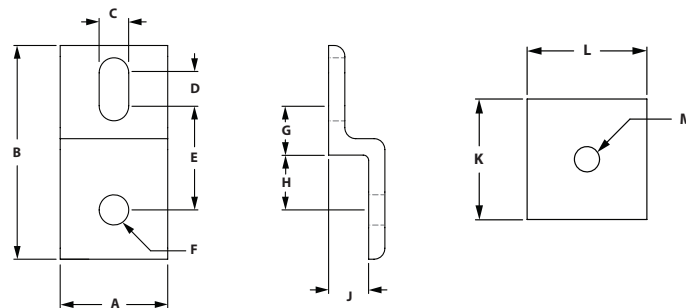


ITEM#	SERIES	A	B	C	D	E	F	G	H
671714	45	45.00mm	88.00mm	M8	49.00mm	9.00mm	26.50mm	22.50mm	17.50mm

### RECOMMENDED FASTENERS (EXTRUSION SLOT)

ITEM#	SERIES	QTY	DESCRIPTION
651708	45	1	M8 x 18mm BHSCS & M8 Hammer Nut

## WIRE MESH RETAINER WITH BACK BACK PLATE



ITEM#	SERIES	A	B	C	D	E	F	G	H	J	K	L	M
671715	45	45.00mm	88.00mm	9.00mm	18.00mm	40.00mm	9.00mm	17.50mm	22.50mm	17.50mm	45.00mm	45.00mm	M8

### RECOMMENDED FASTENERS (EXTRUSION SLOT)

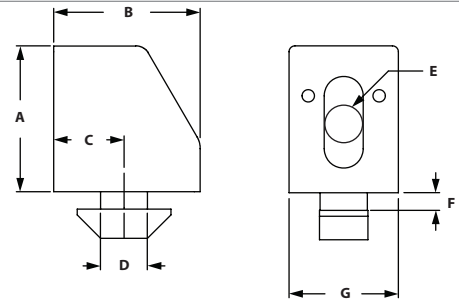
ITEM#	SERIES	QTY	DESCRIPTION
651708	45	1	M8 x 18mm BHSCS & M8 Hammer Nut

# TSLOTS Panel Hardware

## UNIBLOCKS



- Uniblock inserts from the top then twists 90° to lock into place.
- Made of Black Nylon
- .5" offset from edge for hole placement of panel.

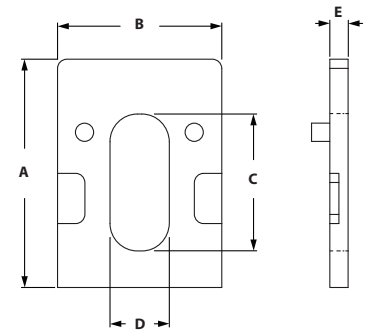


ITEM#	SERIES	A	B	C	D	E-THREAD	F	G
671236	30	25mm	18.5mm	7mm	8mm	M6	2.2mm	18.5mm
671237	30	25mm	18.5mm	7mm	8mm	1/4-20	2.2mm	18.5mm
671242	45	25mm	25mm	8.5mm	10mm	M6	5.8mm	18.5mm
671238	45	25mm	25mm	9.5mm	10mm	M6	5.8mm	18.5mm
671240	45	25mm	25mm	14mm	10mm	M6	5.5mm	18.5mm
671241	45	25mm	25mm	14mm	10mm	1/4-20	5.5mm	18.5mm

## UNIBLOCK SPACERS



- Work with panel mount block to increase thickness
- Allows for offset panel mounting
- Reduces movement and vibration

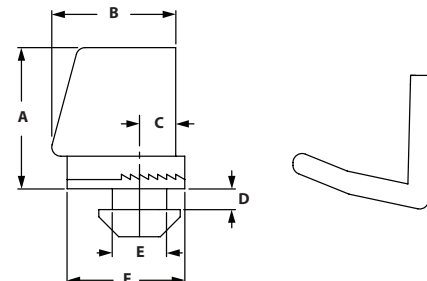


ITEM#	SERIES	A	B	C	D	E
671046	30/45	25mm	18.5mm	15mm	6.5mm	3mm
671047	30/45	25mm	18.5mm	15mm	6.5mm	5mm

## CLIP BLOCK



- Requires no machining or hardware
- Clip secures the panel to the block and the block increases stability to the panel
- Clip can be removed with a flat head screwdriver

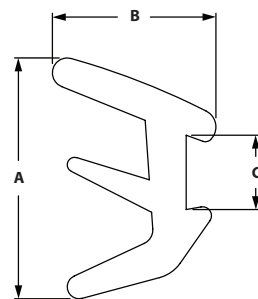


ITEM#	SERIES	A	B	C	D	E	F
671048	30	21mm	18mm	7mm	2.2mm	8mm	19.5mm
671049	45	21mm	18mm	14mm	5.8mm	10mm	19.5mm

### PLUG IN PROFILE



- Secure panels in the slot and fill the slot
- This is sold in meters
- For panels 2-4mm for 8mm slots
- For panels 4-6mm for 10mm slots



**ITEM#**  
671021

**SERIES**  
45

**A**  
18mm

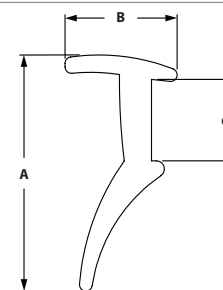
**B**  
10.5mm

**C**  
4.7mm

### PLUG IN PROFILE



- Secure panels in the slot and fill the slot
- This is sold in meters
- For panels 2-4mm for 8mm slots
- For panels 4-6mm for 10mm slots



**ITEM#**  
671022

**SERIES**  
45

**A**  
13.4mm

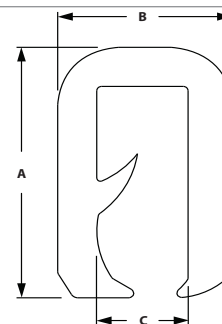
**B**  
6.5mm

**C**  
4.7mm

### WIRE EDGE COVER



- Applied to the edge of wire mesh to prevent cuts
- Creates a clean and a safe guarding



**ITEM#**  
655312

**COLOR**  
Black

**MATERIAL**  
PVC/Aluminum

**A**  
13.80mm

**B**  
9.00mm

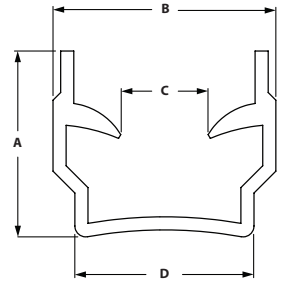
**C**  
4.75mm

# TSLOTS Panel Hardware

## COVER AND REDUCTION PROFILE



- To cover size 8 profile slots
- Secures panels with a thickness of 2-6 mm



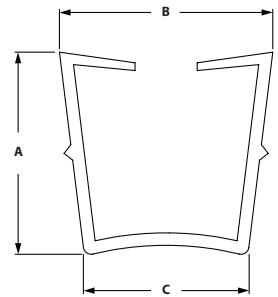
ITEM#	SERIES	LENGTH
671023	30	2 Meters

A	B	C	D
8.8mm	10.2mm	1.5mm	8.2mm

## COVER AND REDUCTION PROFILE



- To cover size 10 profile slots
- Secures panels with a thickness of 2-8 mm



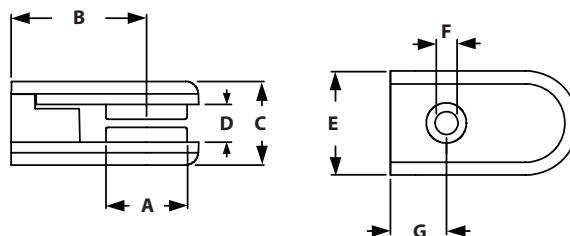
ITEM#	SERIES	LENGTH
671024	45	2 Meters

A	B	C
12.8mm	13.7mm	10.2mm

## GLASS PANEL CLAMP



- To fix glass and other panels to extrusion
- Die-cast zinc
- For panels 2-9.5mm
- Included fasteners- M5 x 16mm SHCS Bright Zinc (connect clamps together) and 5 rubber pads for panels



ITEM#	SERIES	A	B	C	D	E	F	G
671043	30/45	19.5mm	32.5mm	20mm	9mm	25mm	5.5mm	13.5mm

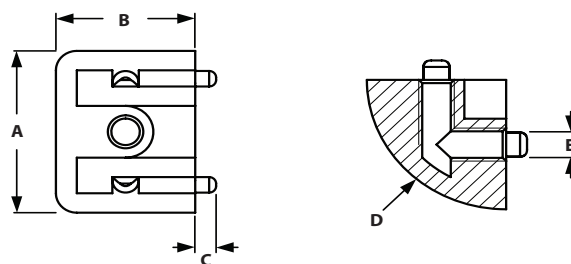
### RECOMMENDED FASTENERS

ITEM#	SERIES	QTY	DESCRIPTION
651783	30	1	M5 x 14mm BHSCS & Roll-In Tnut
651784	45	1	M5 x 18mm SHCS & Hammer Nut

## GLASS PANEL CORNER CONNECTION



- To make corner connection with two panels using two glass panel clamps
- Die-cast zinc
- Included fasteners- 2 screws M5 x 12mm SHCS Bright Zinc



ITEM#	SERIES	B	C	D	E
671044	30/45	20mm	3mm	R20	M5

# CONTENT

## 02 Structural Extrusions

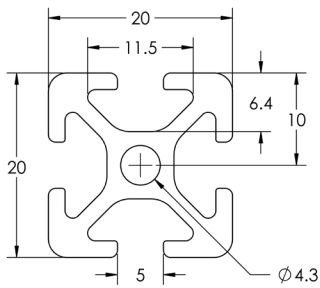
Metric Extrusion .....	340-364
------------------------	---------

## 02 METRIC EXTRUSIONS

# Metric Extrusions

Clear Anodized - **650045**  
 Black Anodized - **650145**  
 Yellow Powdercoat - **650245**

## TS20-20M



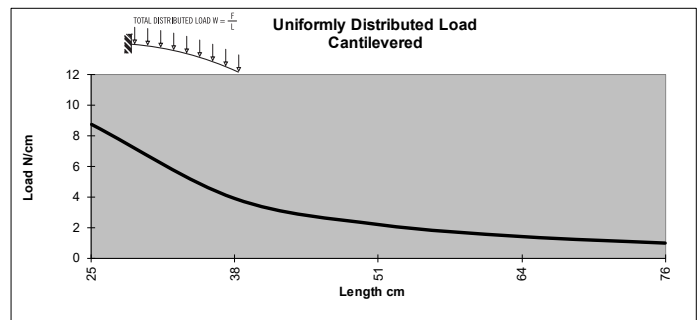
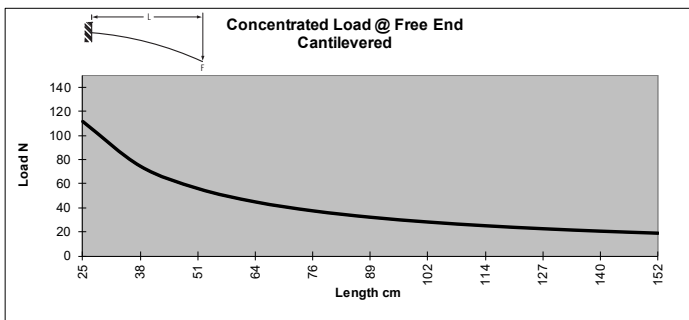
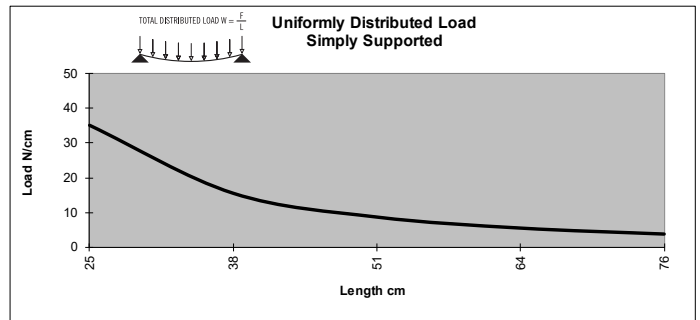
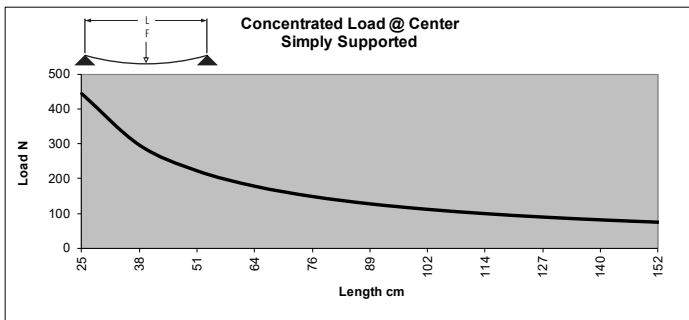
### SPECIFICATIONS

Length Clear	240" (6 m)
Length Black	240" (6 m)
Length Yellow	144" (3.6 m)
Weight	0.335 lbs/ft (0.498 kg/m)
Estimated Area	0.279 in <sup>2</sup> (1.799 cm <sup>2</sup> )
Moment of Inertia	I <sub>x</sub> 0.017= in <sup>4</sup> (0.707 cm <sup>4</sup> )
	I <sub>y</sub> 0.017= in <sup>4</sup> (0.707 cm <sup>4</sup> )

### MACHINING SERVICES

CTL	660002
Single Access Hole	660123
Tap M5	660124

### BEAM SELECTION BY LOAD AND LENGTH



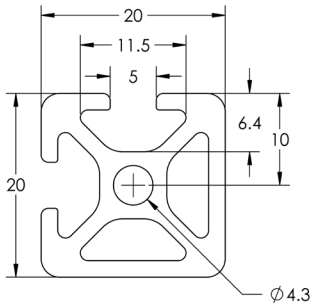
\* Charts based on allowable loads related to yield strength with a margin of safety equal to five.

» For deflection equations see page 10



# TS20-20M BISLOT AD

Clear Anodized - 650049



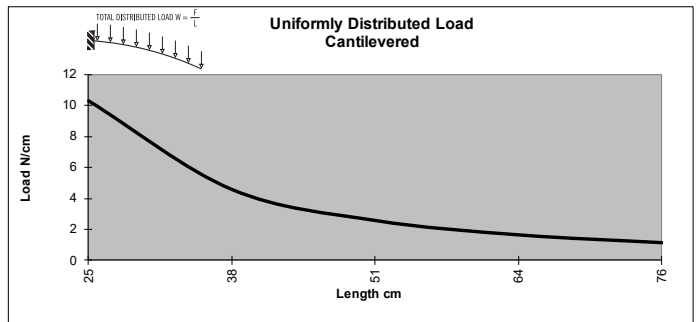
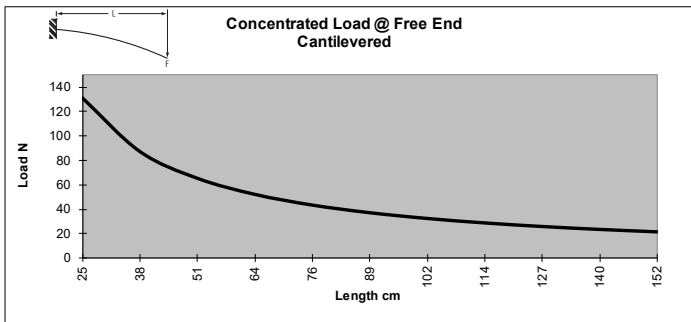
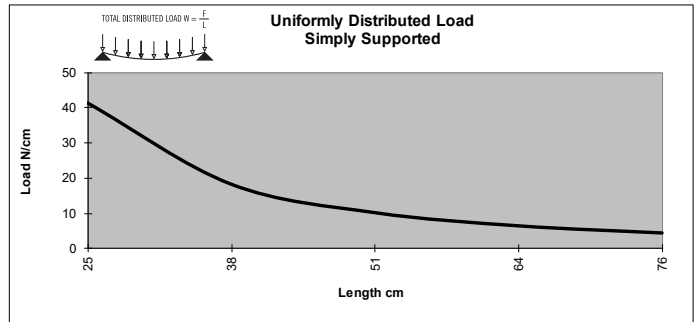
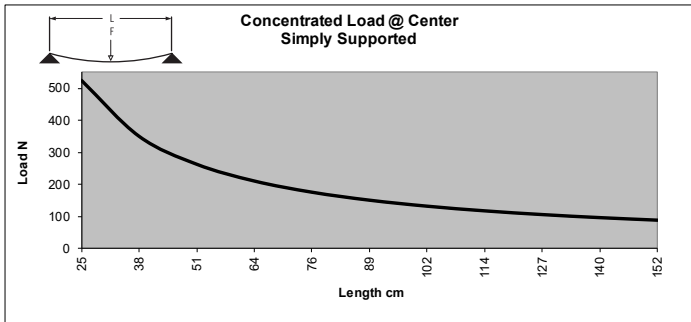
### SPECIFICATIONS

Length Clear .....	240" (6 m)
Weight .....	0.362 lbs/ft (0.538 kg/m)
Estimated Area .....	0.302 in <sup>2</sup> (1.948 cm <sup>2</sup> )
Moment of Inertia .....	I <sub>x</sub> 0.020 = in <sup>4</sup> (0.832 cm <sup>4</sup> )
	I <sub>y</sub> 0.020 = in <sup>4</sup> (0.832 cm <sup>4</sup> )

### MACHINING SERVICES

CTL .....	660002
Single Access Hole .....	660123
Tap M5 .....	660124

### BEAM SELECTION BY LOAD AND LENGTH




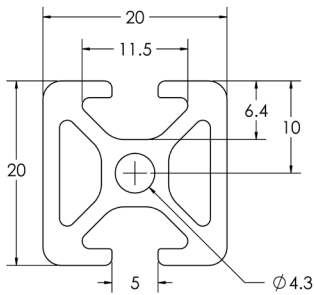
\* Charts based on allowable loads related to yield strength with a margin of safety equal to five.

» For deflection equations see page 10

# Metric Extrusions

## TS20-20M BISLOT OPP

Clear Anodized - 650050



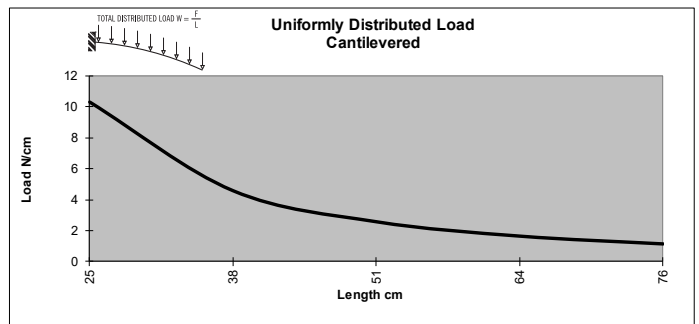
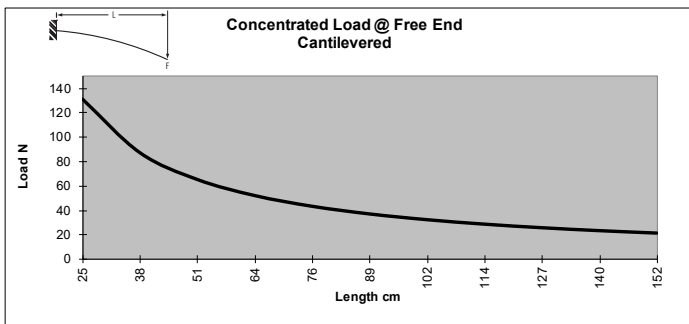
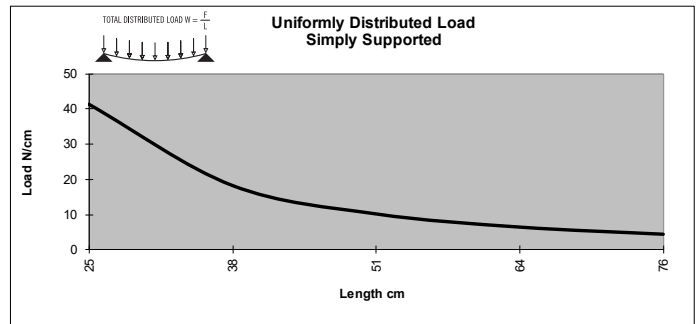
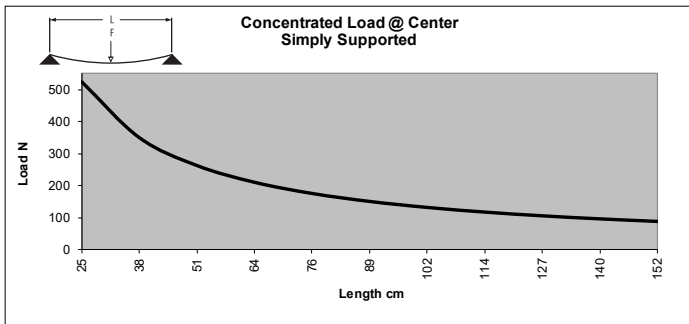
### SPECIFICATIONS

Length Clear	.....	240" (6 m)
Weight	.....	0.362 lbs/ft (0.538 kg/m)
Estimated Area	.....	0.302 in <sup>2</sup> (1.948 cm <sup>2</sup> )
Moment of Inertia	.....	$I_x .020 = \text{in}^4$ (0.832 cm <sup>4</sup> )
	.....	$I_y .020 = \text{in}^4$ (0.832 cm <sup>4</sup> )

### MACHINING SERVICES

CTL	.....	660002
Single Access Hole	.....	660123
Tap M5	.....	660124

### BEAM SELECTION BY LOAD AND LENGTH

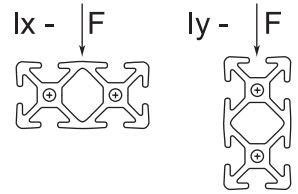
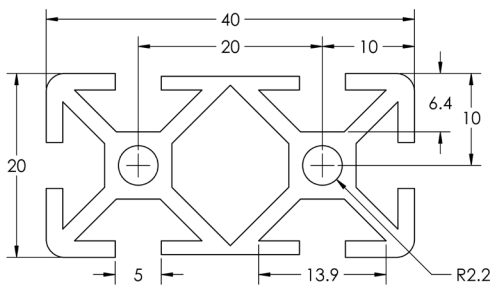


\* Charts based on allowable loads related to yield strength with a margin of safety equal to five.

» For deflection equations see page 10

# TS20-40M

Clear Anodized - **650046**  
 Black Anodized - **650146**



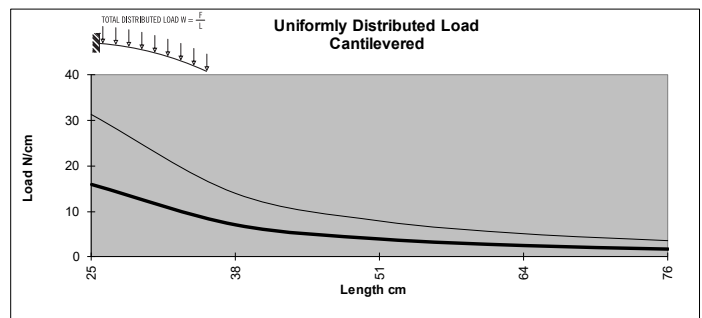
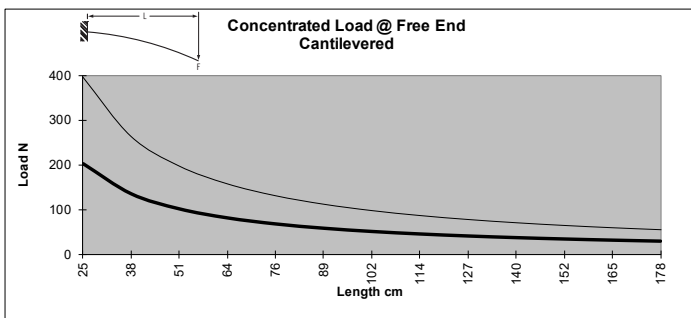
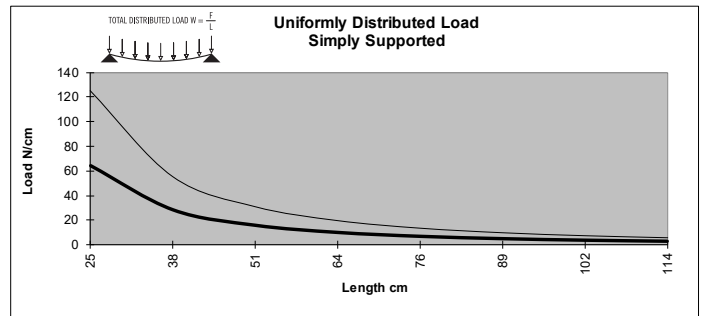
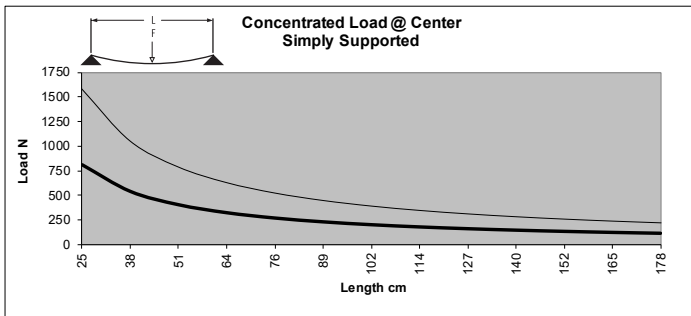
## SPECIFICATIONS

Length Clear	.....	240" (6 m)
Weight	.....	0.606 lbs/ft (0.901 kg/m)
Estimated Area	.....	0.505 in <sup>2</sup> (3.258 cm <sup>2</sup> )
Moment of Inertia	.....	Ix 0.031= in <sup>4</sup> (1.290 cm <sup>4</sup> )
	.....	Iy 0.121= in <sup>4</sup> (5.036 cm <sup>4</sup> )

## MACHINING SERVICES

CTL	.....	660000
Single Access Hole	.....	660123
Tap M5	.....	660189

## BEAM SELECTION BY LOAD AND LENGTH



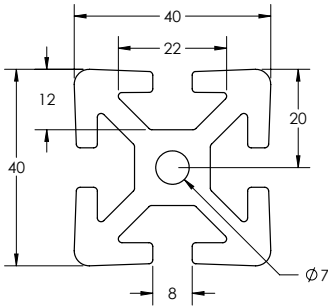
\* Charts based on allowable loads related to yield strength with a margin of safety equal to five.

» For deflection equations see page 10

# Metric Extrusions

Clear Anodized - **650032**  
 Black Anodized - **650132**  
 Yellow Powdercoat - **650232**

## TS40-40M



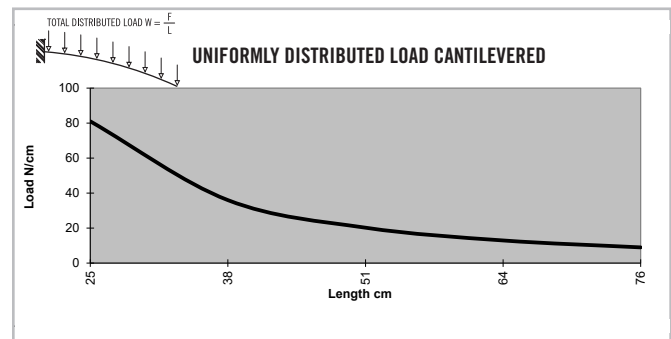
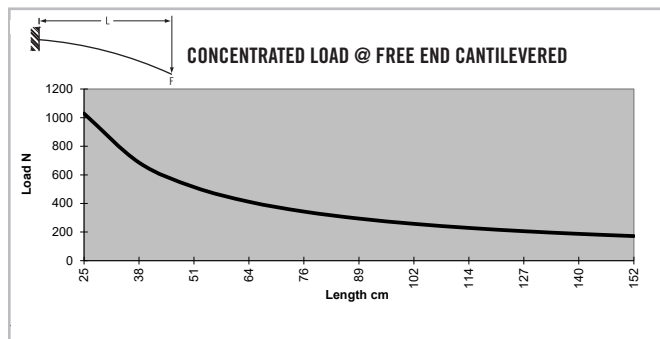
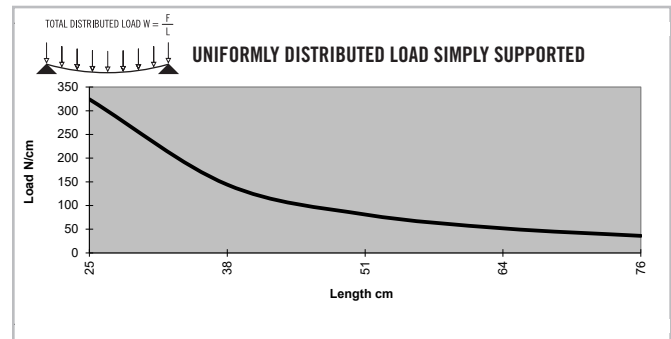
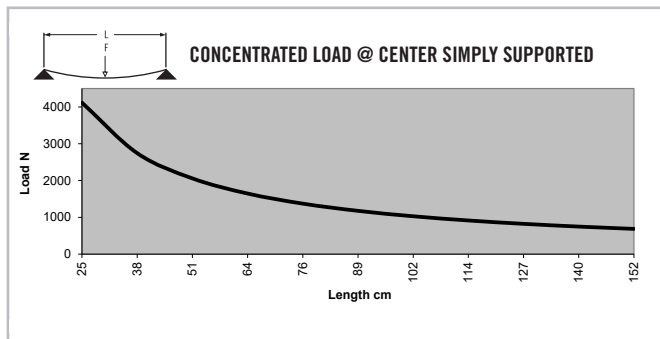
### SPECIFICATIONS

Length Clear	240" (6 m)
Length Black	240" (6 m)
Length Yellow	144" (3.6 m)
Weight	1.533 lbs/ft (2.281 kg/m)
Estimated Area	1.309 in <sup>2</sup> (8.447 cm <sup>2</sup> )
Moment of Inertia	$I_x = .314 \text{ in}^4$ (13.063 cm <sup>4</sup> ) $I_y = .314 \text{ in}^4$ (13.063 cm <sup>4</sup> )

### MACHINING SERVICES

CTL	660003
Single Access Hole	660028
Single Anchor Fastener	660020
Tap 5/16 - 18	660034
Tap M8	660033

### BEAM SELECTION BY LOAD AND LENGTH

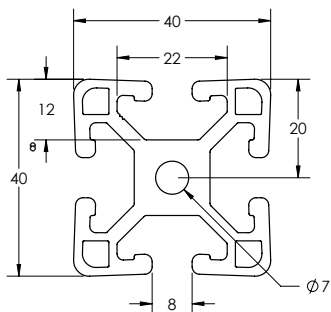


\* Charts based on allowable loads related to yield strength with a margin of safety equal to five.

» For deflection equations see page 10

## TS40-40LM

Clear Anodized - **650033**  
 Black Anodized - **650133**



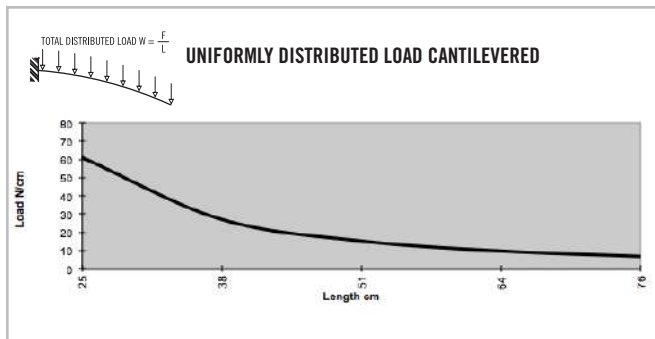
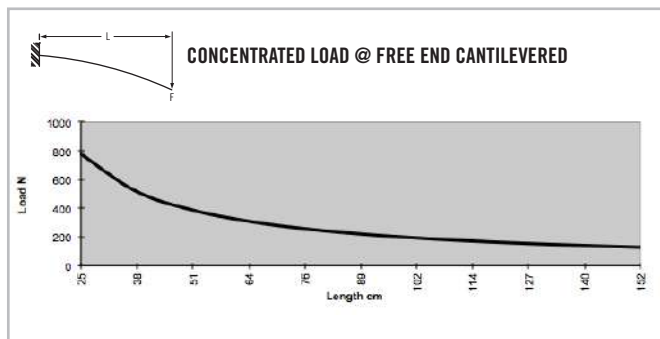
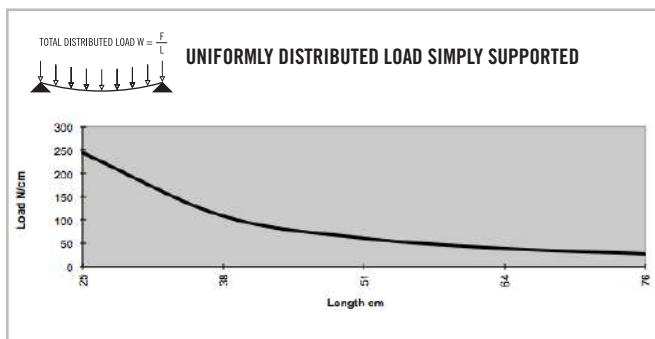
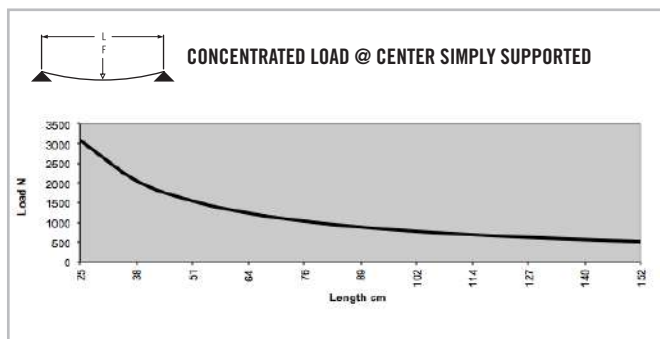
### SPECIFICATIONS

Length .....	240" (6 m)
Weight .....	1.242 lbs/ft (1.848 kg/m)
Estimated Area .....	1.050 in <sup>2</sup> (6.774 cm <sup>2</sup> )
Moment of Inertia .....	$I_x = .236 \text{ in}^4 (9.823 \text{ cm}^4)$ $I_y = .236 \text{ in}^4 (9.823 \text{ cm}^4)$

### MACHINING SERVICES

CTL .....	660003
Single Access Hole .....	660028
Single Anchor Fastener .....	660020
Tap 5/16 - 18 .....	660034
Tap M8 .....	660033

### BEAM SELECTION BY LOAD AND LENGTH



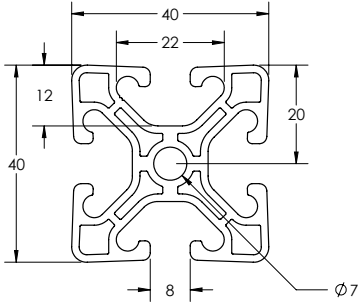
\* Charts based on allowable loads related to yield strength with a margin of safety equal to five.

» For deflection equations see page 10

# Metric Extrusions

## TS40-40VLM

Clear Anodized - **650034**  
 Black Anodized - **650134**



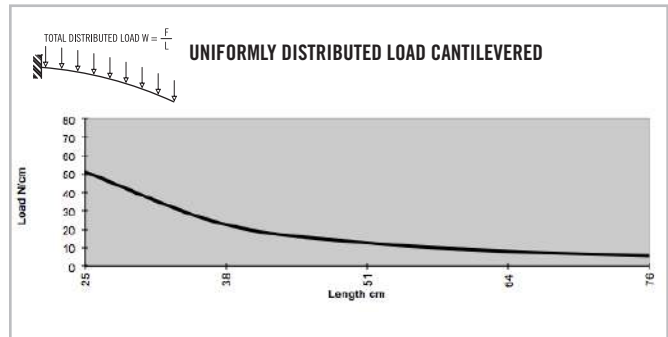
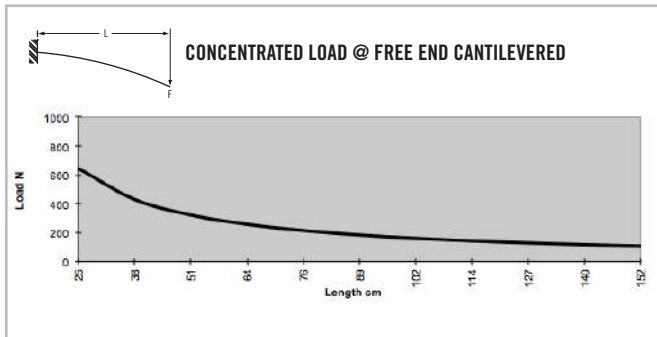
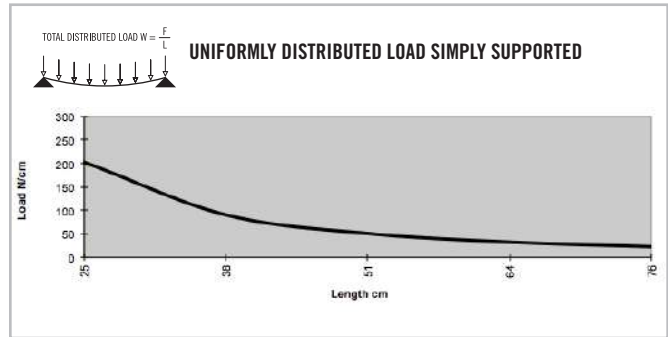
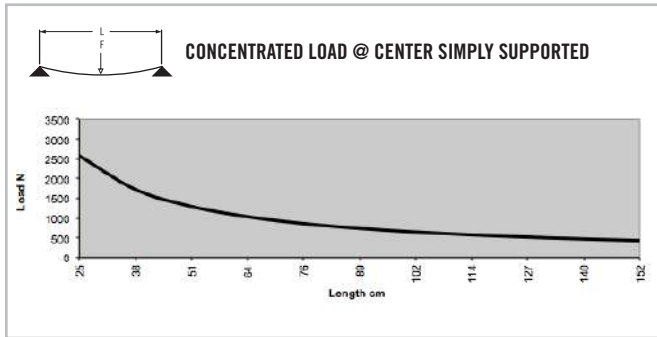
### SPECIFICATIONS

Length	.....	.240" (6 m)
Weight	.....	1.020 lbs/ft (1.518 kg/m)
Estimated Area	.....	0.836 in <sup>2</sup> (5.394 cm <sup>2</sup> )
Moment of Inertia	.....	$I_x = .1972 \text{ in}^4$ (8.21 cm <sup>4</sup> ) $I_y = .1972 \text{ in}^4$ (8.21 cm <sup>4</sup> )

### MACHINING SERVICES

CTL	.....	660003
Single Access Hole	.....	660028
Single Anchor Fastener	.....	660020
Tap 5/16 - 18	.....	660034
Tap M8	.....	660033

## BEAM SELECTION BY LOAD AND LENGTH

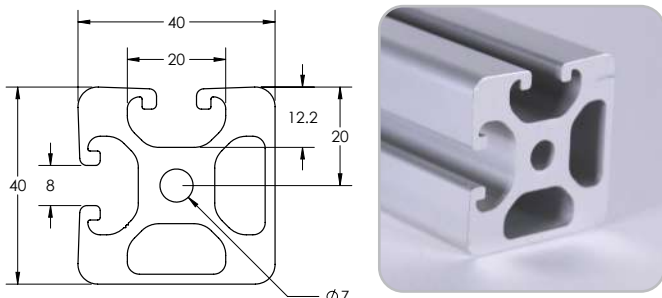


\* Charts based on allowable loads related to yield strength with a margin of safety equal to five.

» For deflection equations see page 10

## TS40-40M BISLOT ADJ

Clear Anodized - 650055



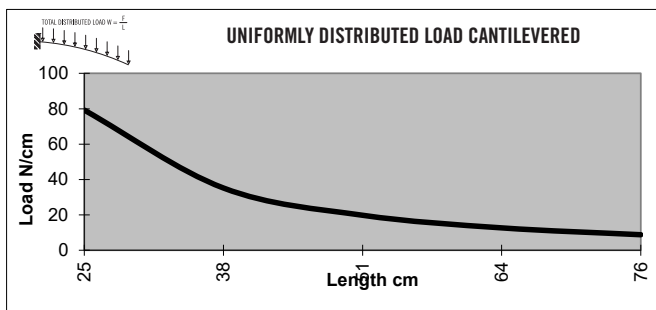
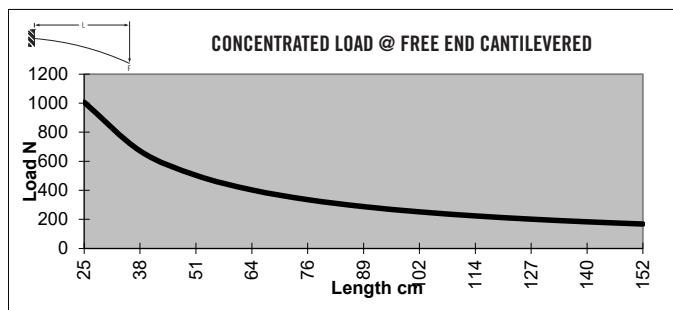
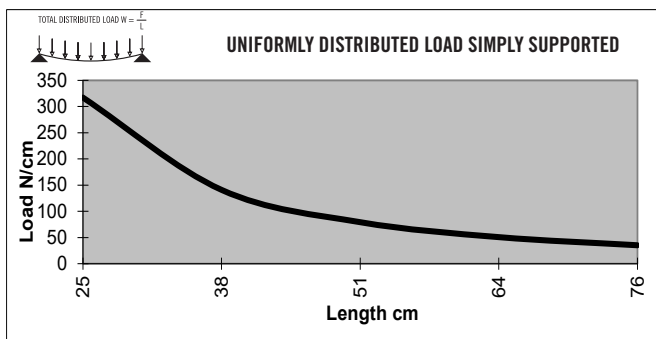
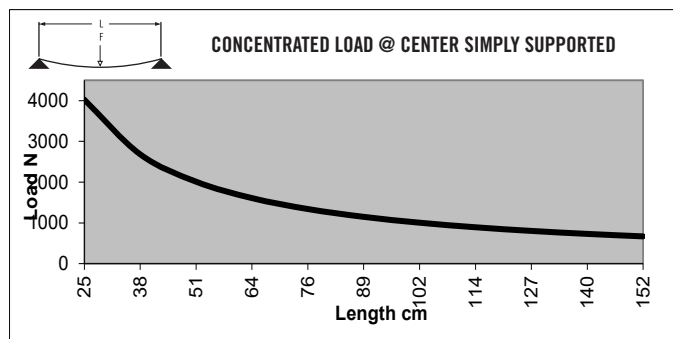
### SPECIFICATIONS

Length	.....	240" (6 m)
Weight	.....	1.471 lbs/ft (2.190kg/m)
Estimated Area	.....	1.257 in <sup>2</sup> (8.109 cm <sup>2</sup> )
Moment of Inertia	.....	I <sub>x</sub> =.307 in <sup>4</sup> (12.773 cm <sup>4</sup> ) I <sub>y</sub> =.307 in <sup>4</sup> (12.773 cm <sup>4</sup> )

### MACHINING SERVICES

CTL	.....	660003
Single Access Hole	.....	660028
Single Anchor Fastener	.....	660020
Tap 5/16 - 18	.....	660034
Tap M8	.....	660033

### BEAM SELECTION BY LOAD AND LENGTH



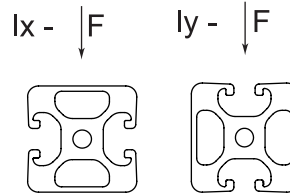
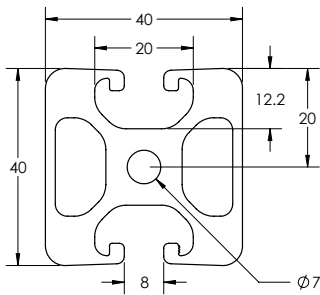
\* Charts based on allowable loads related to yield strength with a margin of safety equal to five.

» For deflection equations see page 10

# Metric Extrusions

## TS40-40M BISLOT OPP

Clear Anodized - 650054



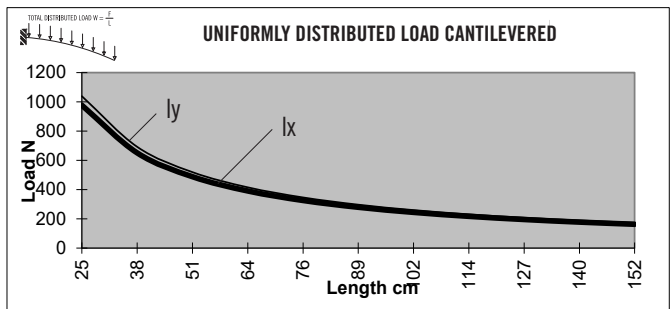
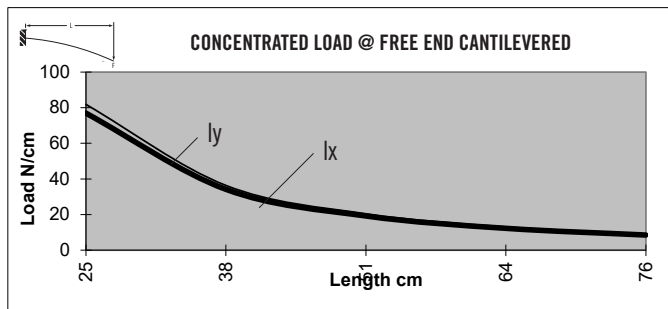
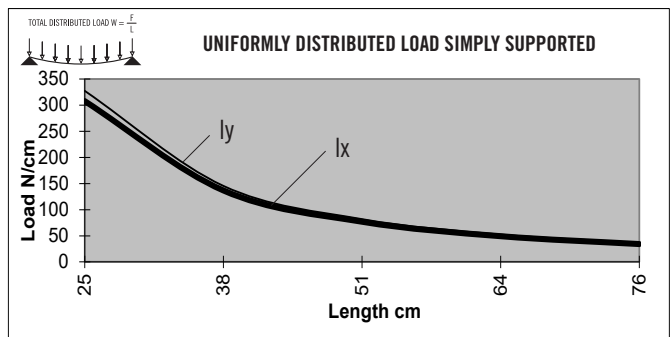
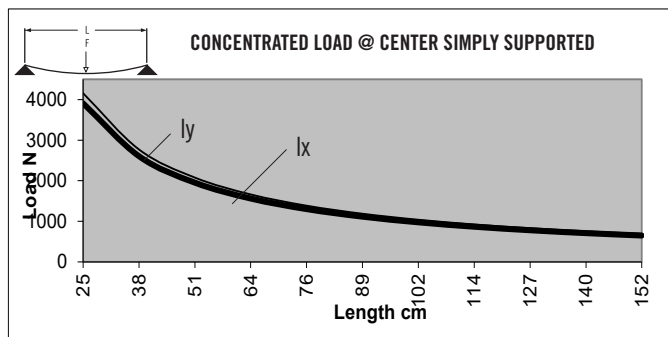
### SPECIFICATIONS

Length Clear .....	240" (6 m)
Weight .....	1.472 lbs/ft (2.191 kg/m)
Estimated Area .....	1.257 in <sup>2</sup> (8.112 cm <sup>2</sup> )
Moment of Inertia .....	Ix=.298 in <sup>4</sup> (12.407 cm <sup>4</sup> )
	Iy=.317 in <sup>4</sup> (13.193 cm <sup>4</sup> )

### MACHINING SERVICES

CTL .....	660003
Single Access Hole .....	660028
Single Anchor Fastener .....	660020
Tap 5/16 - 18 .....	660034
Tap M8 .....	660033

### BEAM SELECTION BY LOAD AND LENGTH



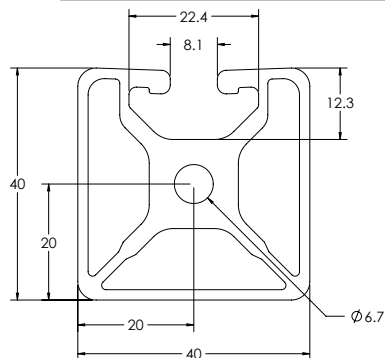
\* Charts based on allowable loads related to yield strength with a margin of safety equal to five.

» For deflection equations see page 10



## TS40-40LM MONOSLOT

Clear Anodized - 650059



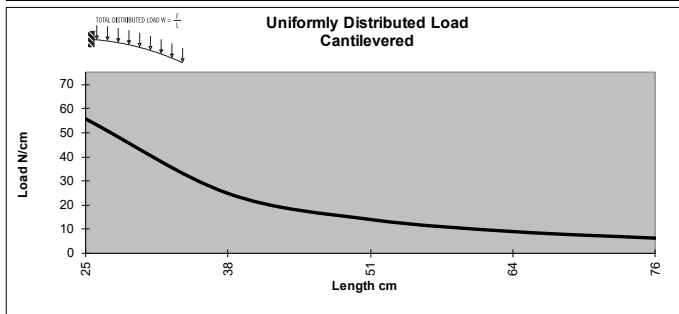
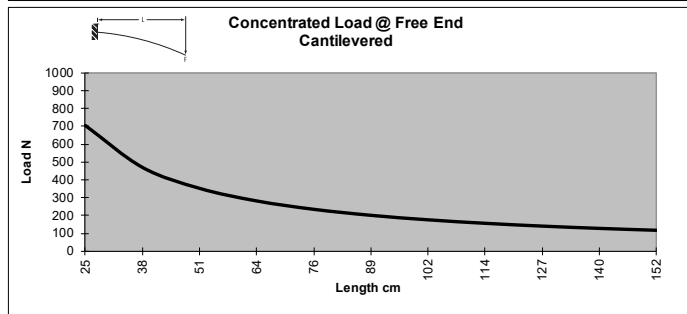
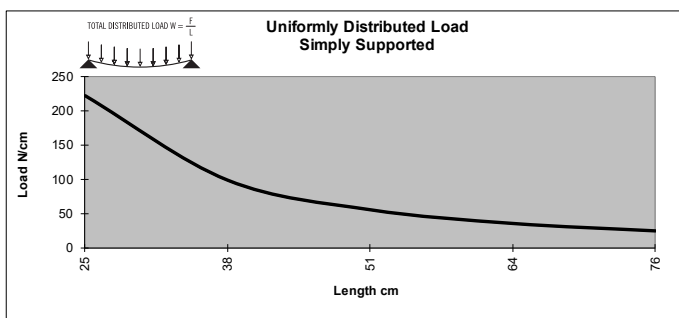
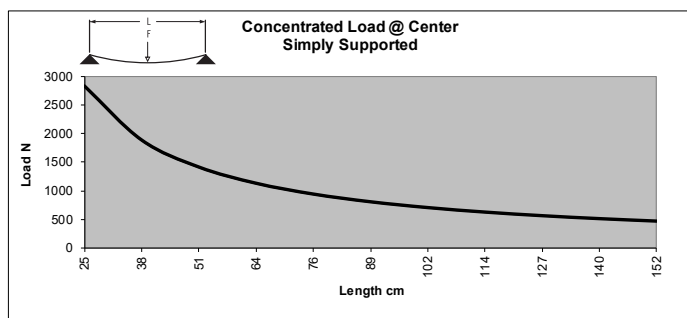
### SPECIFICATIONS

Length	.....	240" (6 m)
Weight	.....	1.145 lbs/ft (1.703 kg/m)
Estimated Area	.....	0.954 in <sup>2</sup> (6.154 cm <sup>2</sup> )
Moment of Inertia	.....	0.216 I <sub>x</sub> = in <sup>4</sup> (8.909 cm <sup>4</sup> )
	.....	0.212 I <sub>y</sub> = in <sup>4</sup> (8.824 cm <sup>4</sup> )

### MACHINING SERVICES

CTL	.....	660003
Single Access Hole	.....	660028
Single Anchor Fastener	.....	660020
Tap 5/16 - 18	.....	660034
Tap M8	.....	660033

### BEAM SELECTION BY LOAD AND LENGTH



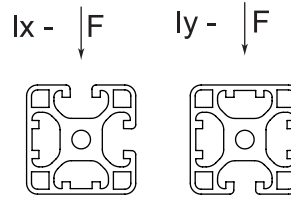
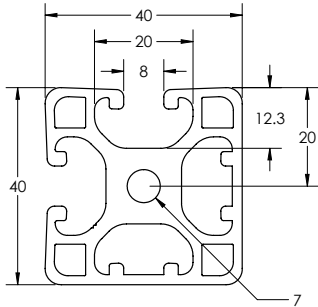
\* Charts based on allowable loads related to yield strength with a margin of safety equal to five.

» For deflection equations see page 10

# Metric Extrusions

## TS40-40LM BISLOT ADJ

Clear Anodized - 650052



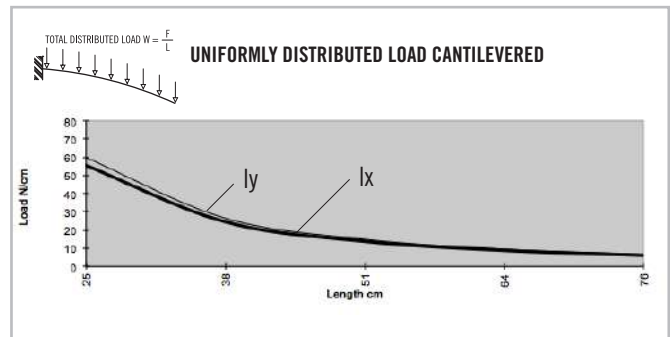
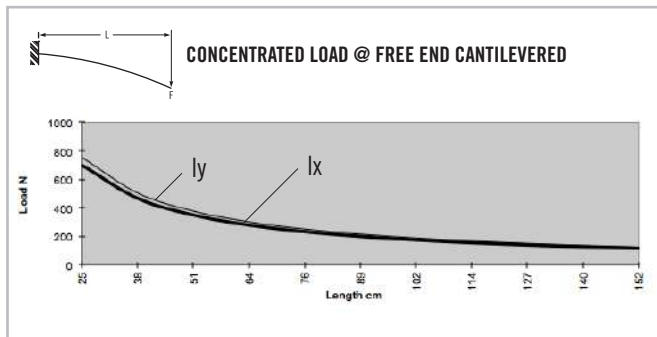
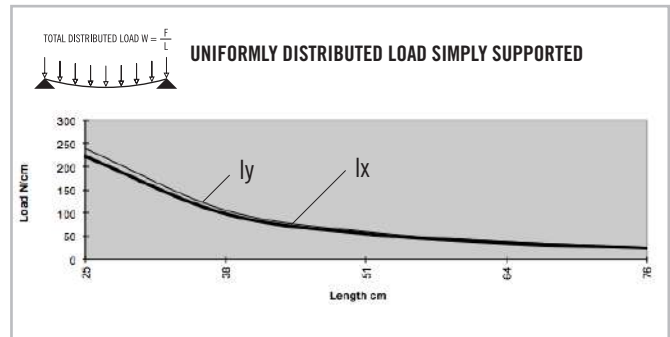
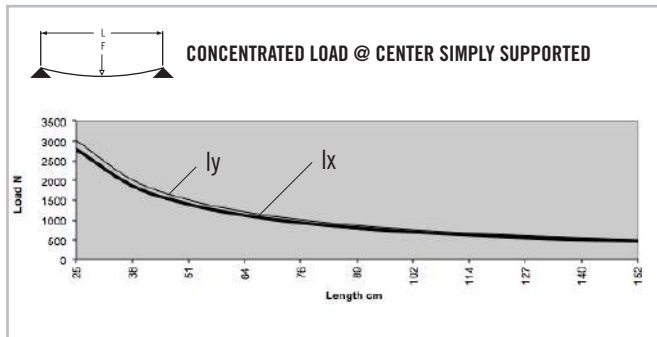
### SPECIFICATIONS

Length	.....	.240" (6 m)
Weight	.....	1.265 lbs/ft (1.887 kg/m)
Estimated Area	.....	1.057 in <sup>2</sup> (6.817 cm <sup>2</sup> )
Moment of Inertia	.....	$I_x=0.214 \text{ in}^4$ (8.900 cm <sup>4</sup> )
	.....	$I_y=0.231 \text{ in}^4$ (9.610 cm <sup>4</sup> )

### MACHINING SERVICES

CTL	.....	660003
Single Access Hole	.....	660028
Single Anchor Fastener	.....	660020
Tap 5/16 - 18	.....	660034
Tap M8	.....	660033

### BEAM SELECTION BY LOAD AND LENGTH

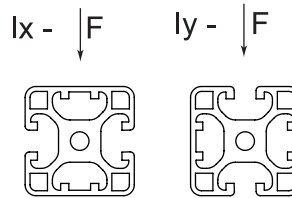
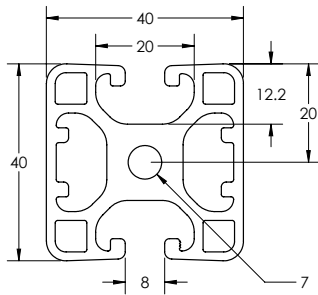


\* Charts based on allowable loads related to yield strength with a margin of safety equal to five.

» For deflection equations see page 10

# TS40-40LM BISLOT OPP

Clear Anodized - 650051



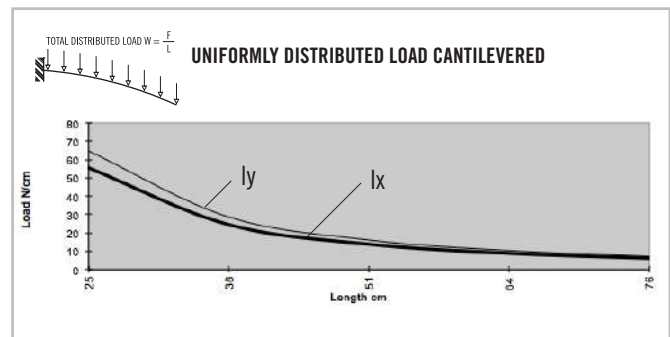
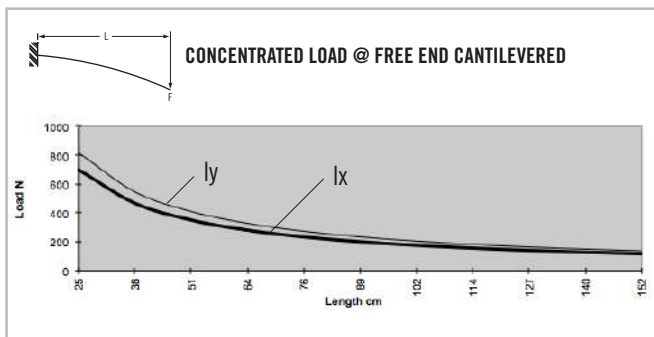
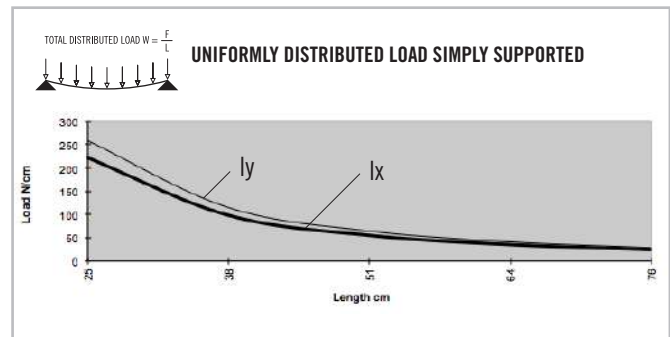
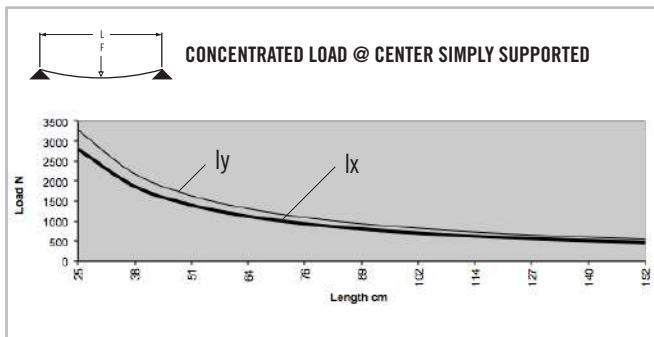
## SPECIFICATIONS

Length	.....	240" (6 m)
Weight	.....	1.267 lbs/ft (1.886 kg/m)
Estimated Area	.....	1.056 in <sup>2</sup> (6.816 cm <sup>2</sup> )
Moment of Inertia	.....	$I_x=0.214 \text{ in}^4$ (8.900 cm <sup>4</sup> )
	.....	$I_y=0.250 \text{ in}^4$ (10.427 cm <sup>4</sup> )

## MACHINING SERVICES

CTL	.....	660003
Single Access Hole	.....	660028
Single Anchor Fastener	.....	660020
Tap 5/16 - 18	.....	660034
Tap M8	.....	660033

## BEAM SELECTION BY LOAD AND LENGTH



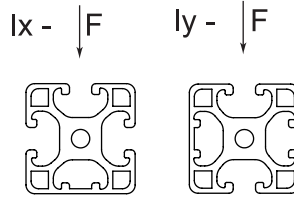
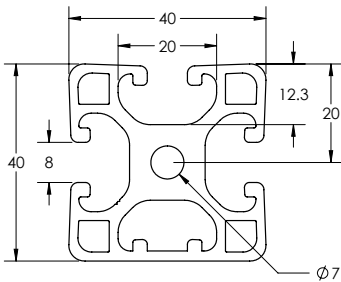
\* Charts based on allowable loads related to yield strength with a margin of safety equal to five.

» For deflection equations see page 10

# Metric Extrusions

## TS40-40LM TRISLOT

Clear Anodized - 650056



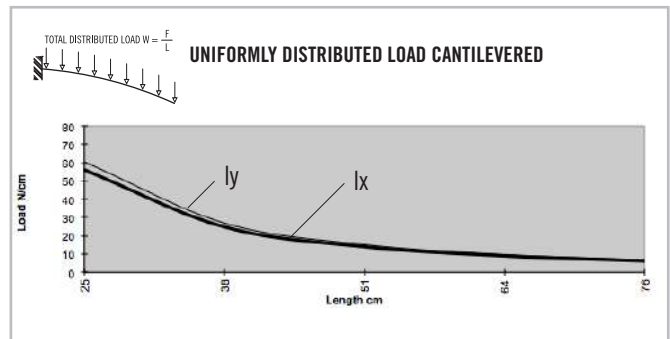
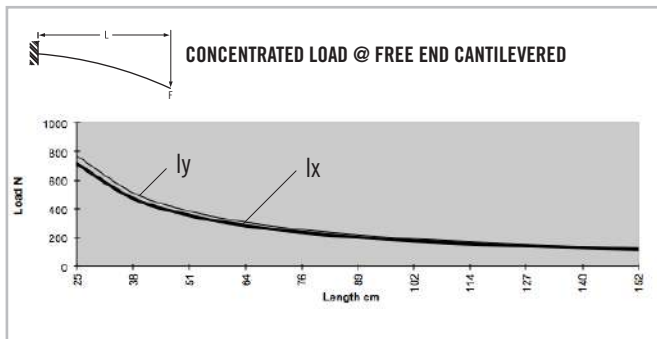
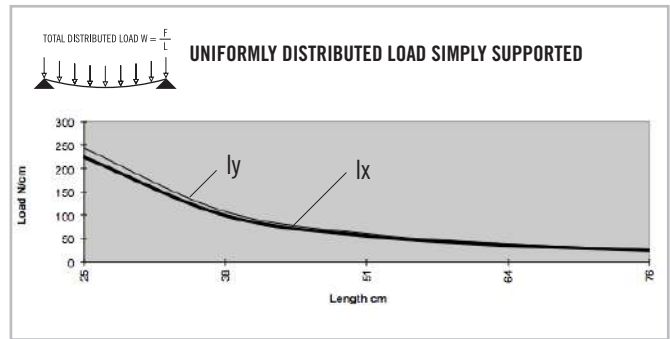
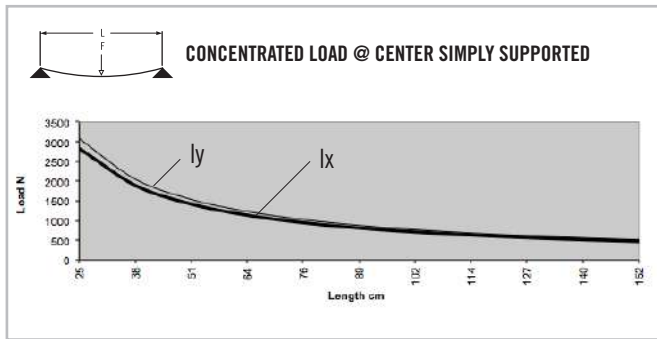
### SPECIFICATIONS

Length	.....	240" (6 m)
Weight	.....	1.228 lbs/ft (1.827 kg/m)
Estimated Area	.....	1.023 (6.600 cm <sup>2</sup> )
Moment of Inertia	.....	I <sub>x</sub> =0.217 in <sup>4</sup> (9.032 cm <sup>4</sup> ) I <sub>y</sub> =0.235 in <sup>4</sup> (9.781 cm <sup>4</sup> )

### MACHINING SERVICES

CTL	.....	660003
Single Access Hole	.....	660028
Single Anchor Fastener	.....	660020
Tap 5/16 - 18	.....	660034
Tap M8	.....	660033

### BEAM SELECTION BY LOAD AND LENGTH

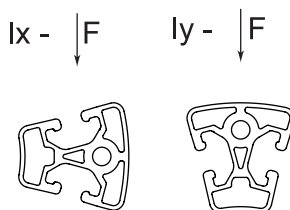
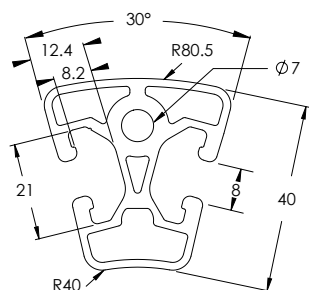


\* Charts based on allowable loads related to yield strength with a margin of safety equal to five.

» For deflection equations see page 10

## TS40-40M 30 DEG.

Clear Anodized - 650074



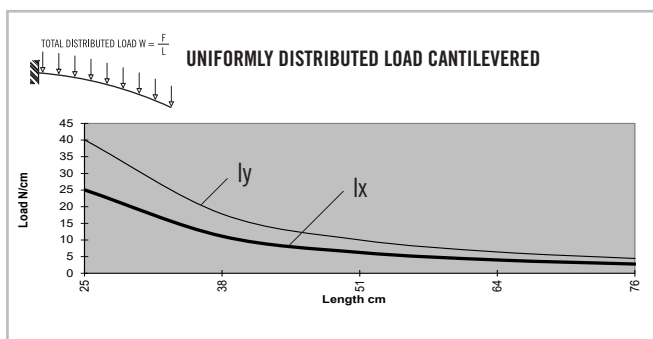
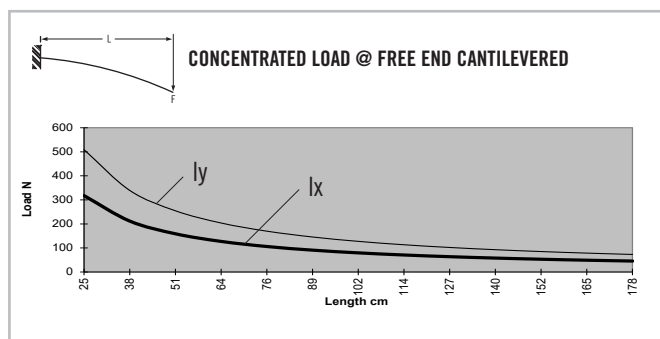
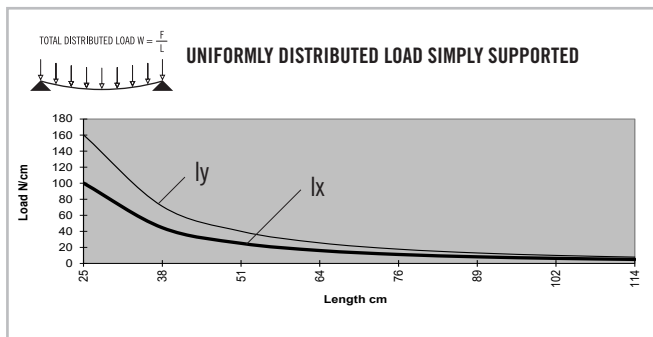
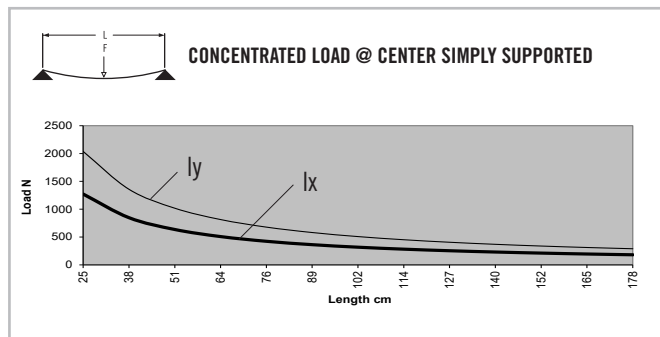
### SPECIFICATIONS

Length	.....	240" (6 m)
Weight	.....	0.892 lbs/ft (1.327 kg/m)
Estimated Area	.....	0.743 in <sup>2</sup> (4.794 cm <sup>2</sup> )
Moment of Inertia	.....	Ix=0.114 in <sup>4</sup> (4.745 cm <sup>4</sup> ) Iy=0.165 in <sup>4</sup> (6.868 cm <sup>4</sup> )

### MACHINING SERVICES

CTL	.....	660003
Single Access Hole	.....	660028
Single Anchor Fastener	.....	660020
Tap 5/16 - 18	.....	660034
Tap M8	.....	660033

### BEAM SELECTION BY LOAD AND LENGTH



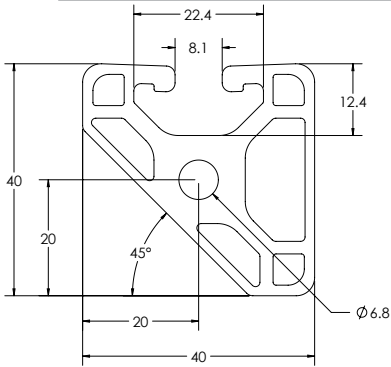
\* Charts based on allowable loads related to yield strength with a margin of safety equal to five.

» For deflection equations see page 10

# Metric Extrusions

## TS40-45LM MONOSLOT

Clear Anodized - 650057



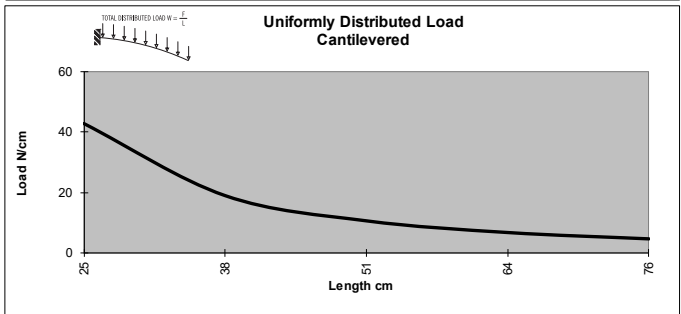
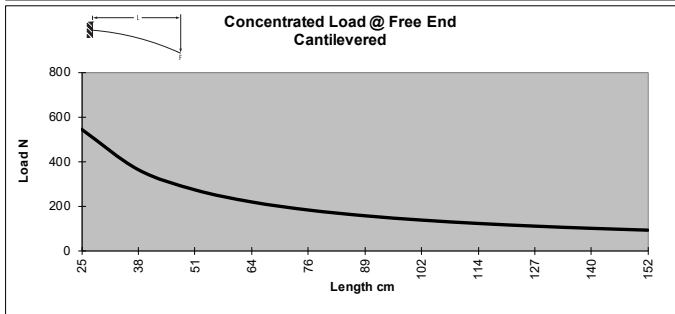
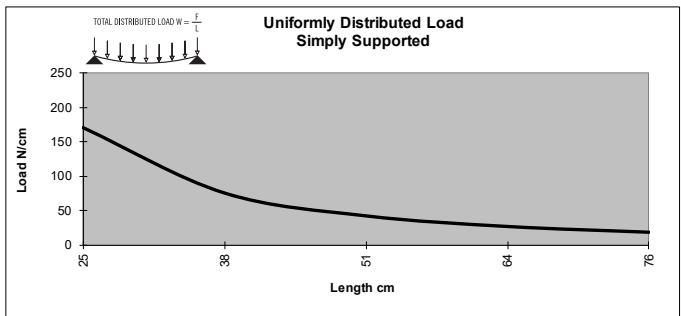
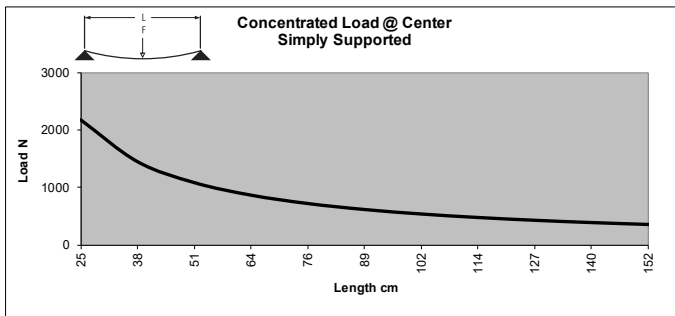
### SPECIFICATIONS

Length	144" (3.6 m)
Weight	1.058 lbs/ft (1.574 kg/m)
Estimated Area	0.881 in <sup>2</sup> (5.683 cm <sup>2</sup> )
Moment of Inertia	0.166 I <sub>x</sub> = in <sup>4</sup> (6.909 cm <sup>4</sup> )
	0.166 I <sub>y</sub> = in <sup>4</sup> (6.909 cm <sup>4</sup> )

### MACHINING SERVICES

CTL	660003
Single Access Hole	660028
Single Anchor Fastener	660020
Tap 5/16 - 18	660034
Tap M8	660033

## BEAM SELECTION BY LOAD AND LENGTH

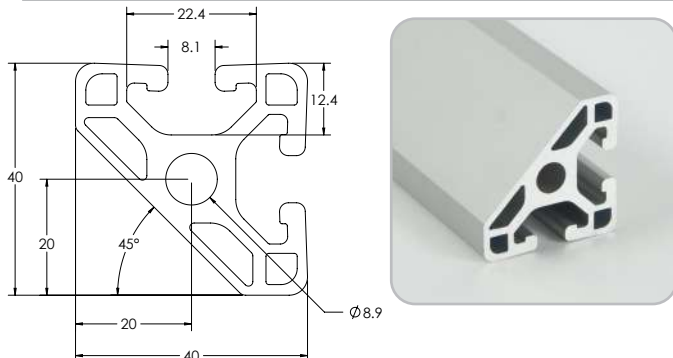


\* Charts based on allowable loads related to yield strength with a margin of safety equal to five.

» For deflection equations see page 10

## TS40-45LM BISLOT

Clear Anodized - 650058



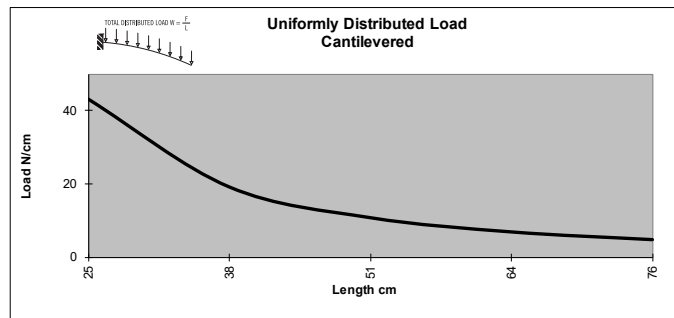
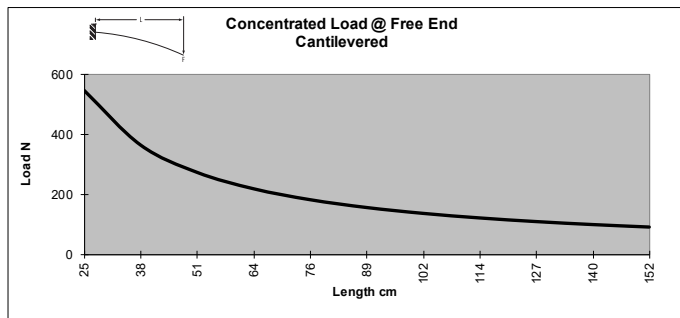
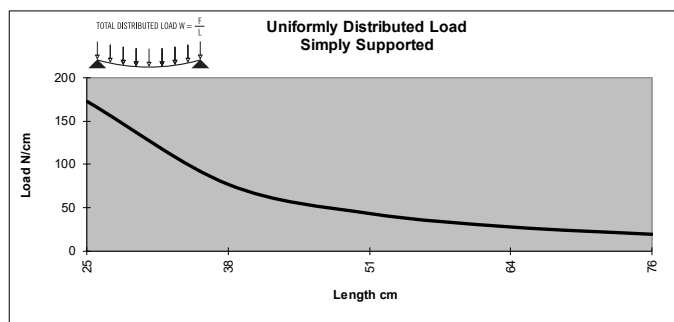
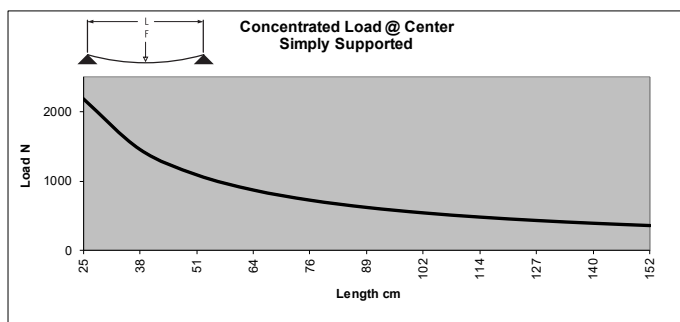
### SPECIFICATIONS

Length	.....	144" (3.36 m)
Weight	.....	1.058 lbs/ft (1.574 kg/m)
Estimated Area	.....	0.885 in <sup>2</sup> (5.709 cm <sup>2</sup> )
Moment of Inertia	.....	0.166 I <sub>x</sub> = in <sup>4</sup> (6.909 cm <sup>4</sup> )
	.....	0.166 I <sub>y</sub> = in <sup>4</sup> (6.909 cm <sup>4</sup> )

### MACHINING SERVICES

CTL	.....	660003
Single Access Hole	.....	660028
Single Anchor Fastener	.....	660020
Tap 3/8-16	.....	660009
Tap M10	.....	660121

### BEAM SELECTION BY LOAD AND LENGTH



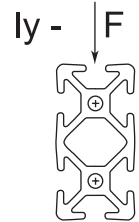
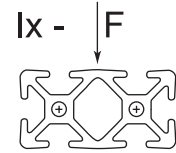
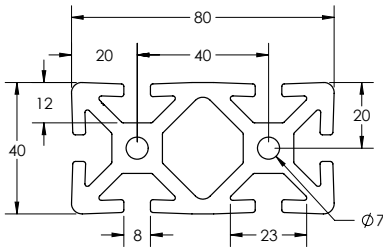
\* Charts based on allowable loads related to yield strength with a margin of safety equal to five.

» For deflection equations see page 10

# Metric Extrusions

## TS40-80M

Clear Anodized - 650036  
Black Anodized - 650136



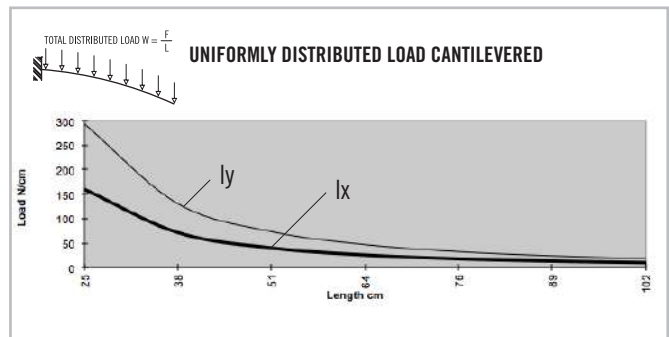
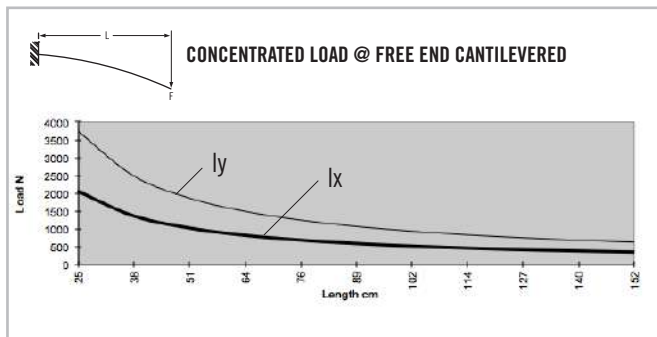
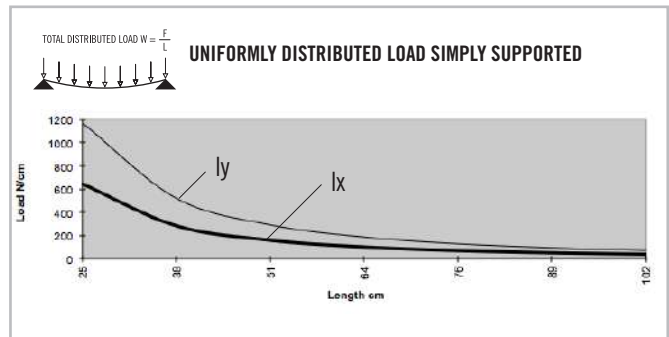
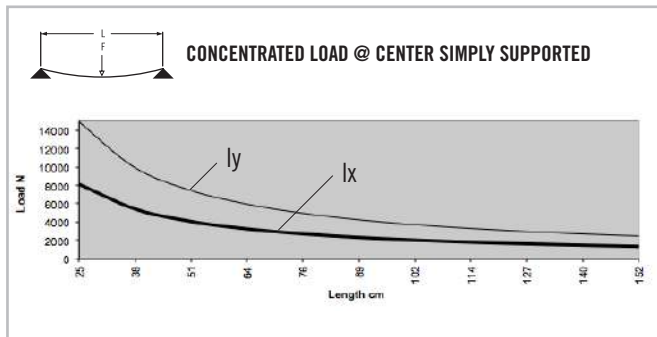
### SPECIFICATIONS

Length	240" (6 m)
Weight	2.851 lbs/ft (4.243 kg/m)
Estimated Area	2.423 in <sup>2</sup> (15.632 cm <sup>2</sup> )
Moment of Inertia	Ix = .621 in <sup>4</sup> (25.848 cm <sup>4</sup> ) Iy = 2.271 in <sup>4</sup> (94.526 cm <sup>4</sup> )

### MACHINING SERVICES

CTL	660006
Single Access Hole	660028
Single Anchor Fastener	660020
Tap 5/16 - 18	660024
Tap M8	660027

## BEAM SELECTION BY LOAD AND LENGTH



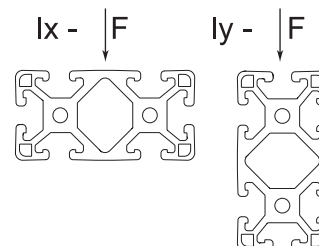
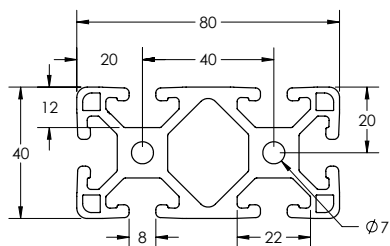
\* Charts based on allowable loads related to yield strength with a margin of safety equal to five.

» For deflection equations see page 10



# TS40-80LM

Clear Anodized - **650037**  
 Black Anodized - **650137**



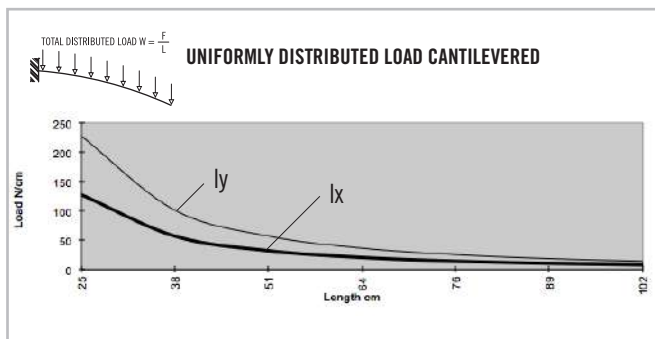
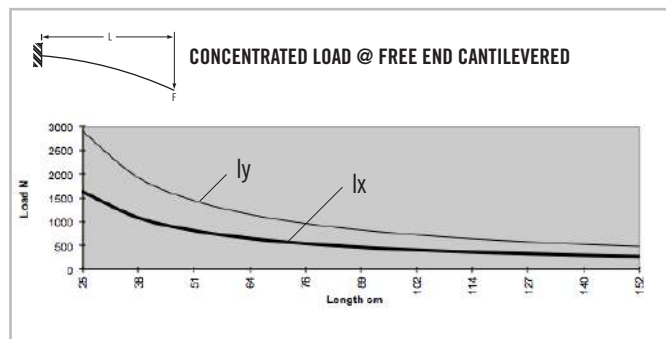
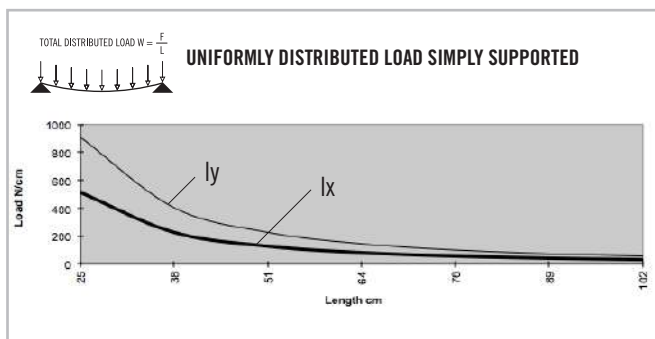
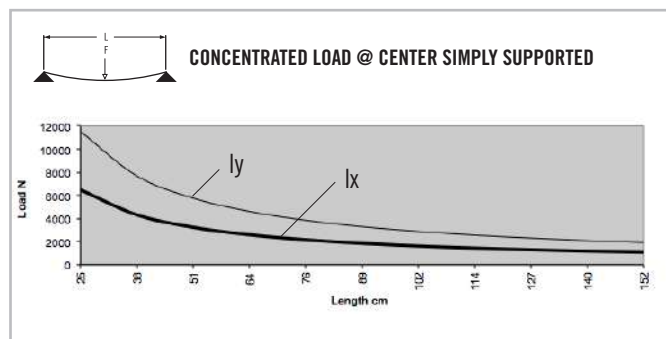
## SPECIFICATIONS

Length	.....	240" (6 m)
Weight	.....	2.352 lbs/ft (3.500 kg/m)
Estimated Area	.....	2.021 in <sup>2</sup> (12.981 cm <sup>2</sup> )
Moment of Inertia	.....	Ix=495 in <sup>4</sup> (20.603 cm <sup>4</sup> ) Iy=1.761 in <sup>4</sup> (73.298 cm <sup>4</sup> )

## MACHINING SERVICES

CTL	.....	660006
Single Access Hole	.....	660028
Single Anchor Fastener	.....	660020
Tap 5/16 - 18	.....	660024
Tap M8	.....	660027

## BEAM SELECTION BY LOAD AND LENGTH



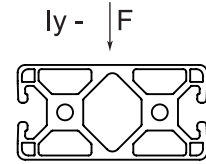
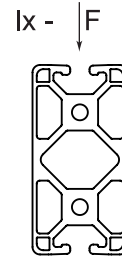
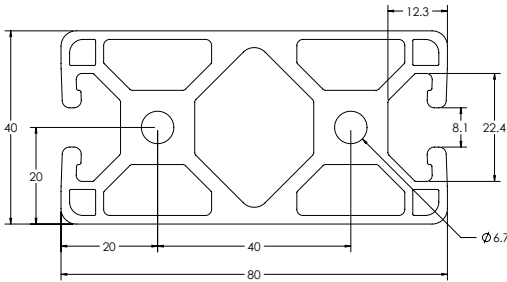
\* Charts based on allowable loads related to yield strength with a margin of safety equal to five.

» For deflection equations see page 10

# Metric Extrusions

## TS40-80LM 2 SLOT BIOPP

Clear Anodized - 650066



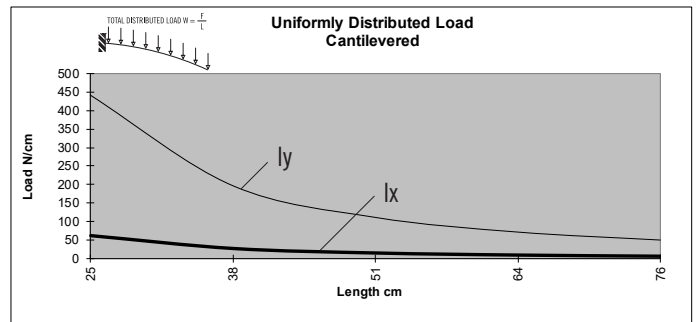
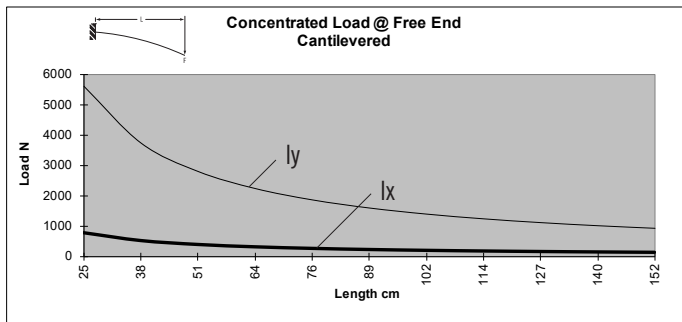
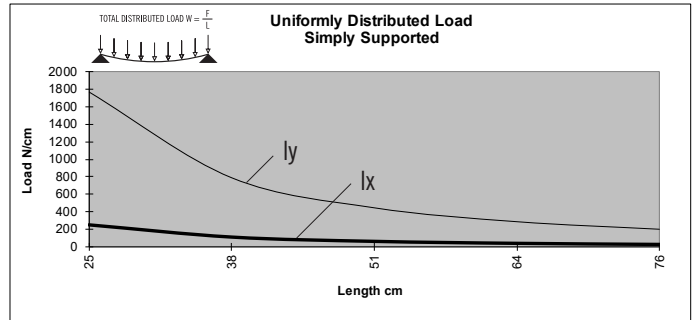
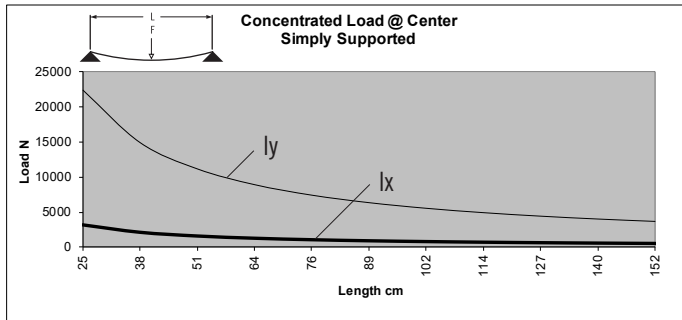
### SPECIFICATIONS

Length	240" (6 m)
Weight	2.303 lbs/ft (3.427 kg/m)
Estimated Area	1.919 in <sup>2</sup> (12.380 cm <sup>2</sup> )
Moment of Inertia	0.479 I <sub>x</sub> = in <sup>4</sup> (19.937 cm <sup>4</sup> ) 1.712 I <sub>y</sub> = in <sup>4</sup> (71.258 cm <sup>4</sup> )

### MACHINING SERVICES

CTL	660006
Single Access Hole	660028
Single Anchor Fastener	660020
Tap 5/16 - 18	660024
Tap M8	660027

### BEAM SELECTION BY LOAD AND LENGTH

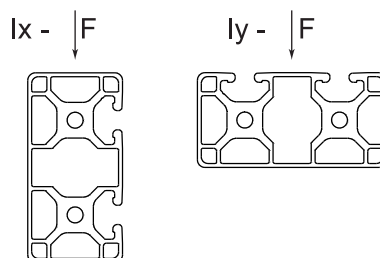
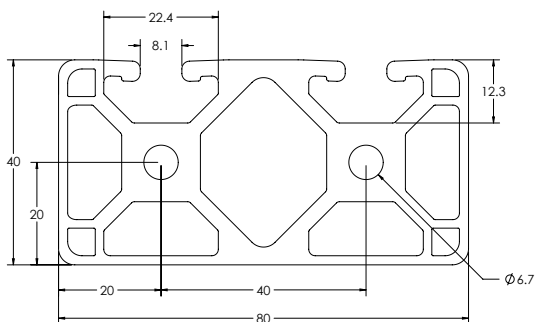


\* Charts based on allowable loads related to yield strength with a margin of safety equal to five.

» For deflection equations see page 10

## TS40-80LM 2 SLOT ADJ

Clear Anodized - 650068



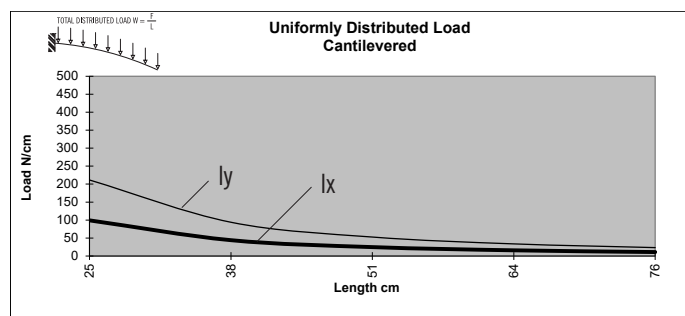
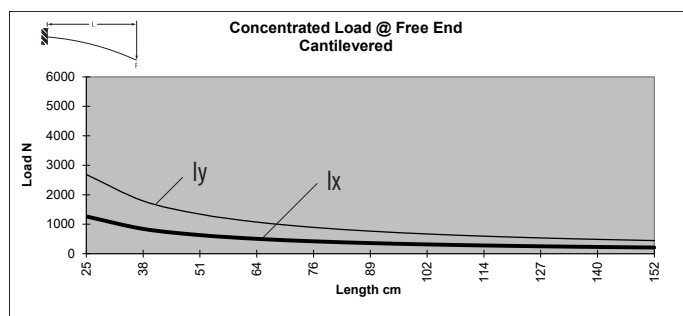
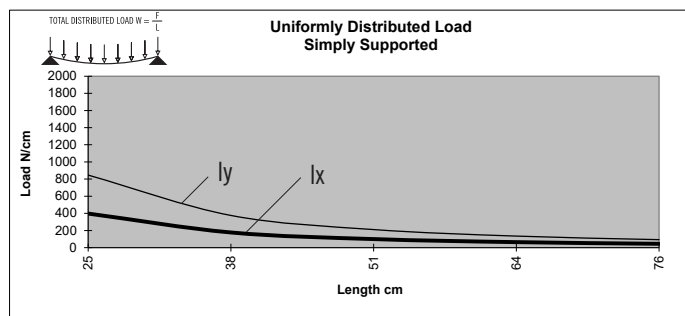
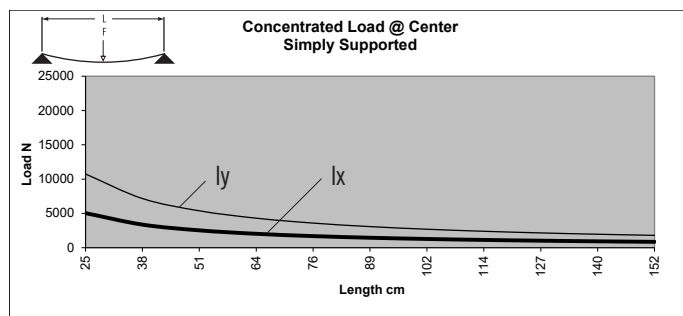
### SPECIFICATIONS

Length	240" (6 m)
Weight	2.028 lbs/ft (3.018 kg/m)
Estimated Area	1.695 in <sup>2</sup> (10.935 cm <sup>2</sup> )
Moment of Inertia	0.389 I <sub>x</sub> = in <sup>4</sup> (16.191 cm <sup>4</sup> ) 1.639 I <sub>y</sub> = in <sup>4</sup> (68.220 cm <sup>4</sup> )

### MACHINING SERVICES

CTL	660006
Single Access Hole	660028
Single Anchor Fastener	660020
Tap 5/16 - 18	660024
Tap M8	660027

### BEAM SELECTION BY LOAD AND LENGTH



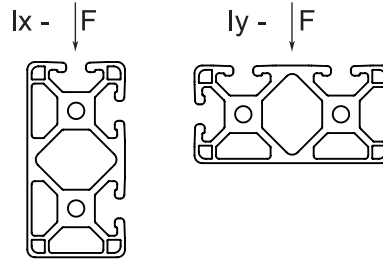

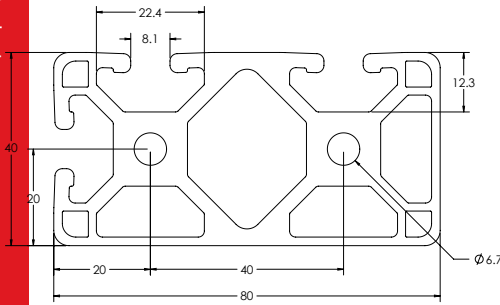
\* Charts based on allowable loads related to yield strength with a margin of safety equal to five.

» For deflection equations see page 10

# Metric Extrusions

## TS40-80LM 3 SLOT BIAD

Clear Anodized - 650065



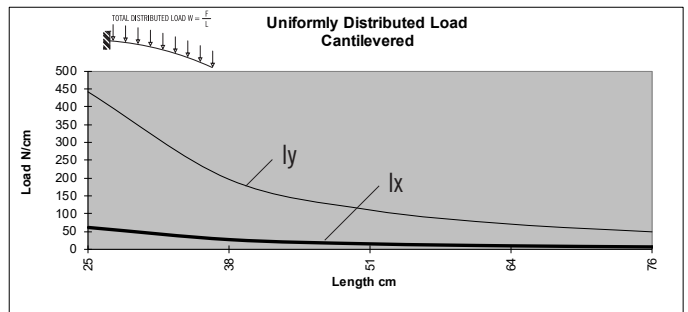
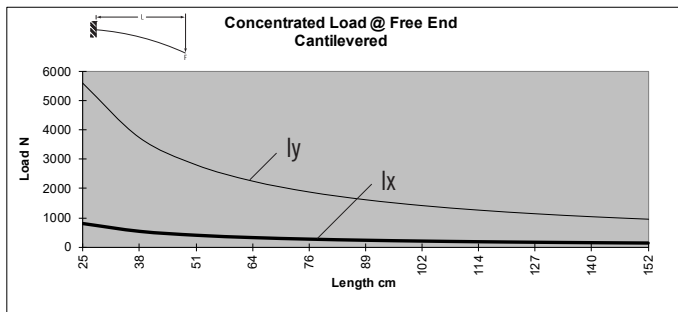
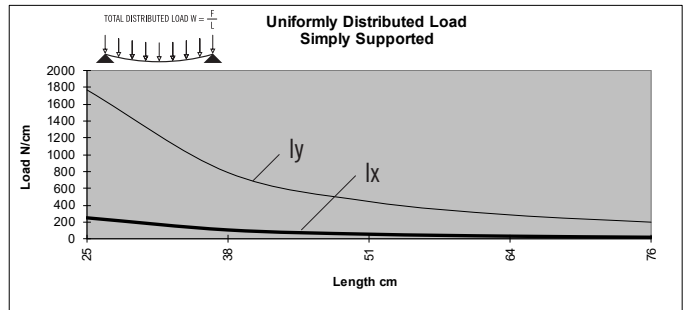
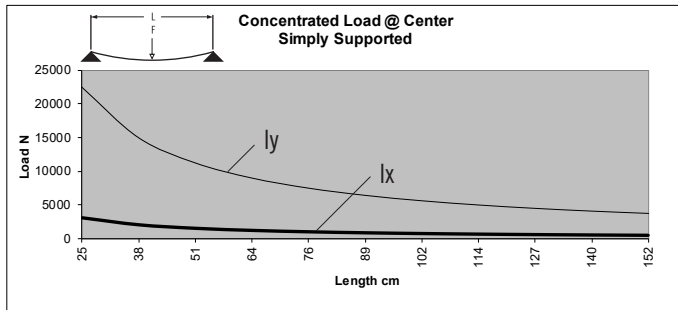
### SPECIFICATIONS

Length	240" (6 m)
Weight	2.318 lbs/ft (3.449 kg/m)
Estimated Area	1.932 in <sup>2</sup> (12.464 cm <sup>2</sup> )
Moment of Inertia	0.481 I <sub>x</sub> = in <sup>4</sup> (20.020 cm <sup>4</sup> ) 1.713 I <sub>y</sub> = in <sup>4</sup> (71.300 cm <sup>4</sup> )

### MACHINING SERVICES

CTL	660006
Single Access Hole	660028
Single Anchor Fastener	660020
Tap 5/16 - 18	660024
Tap M8	660027

### BEAM SELECTION BY LOAD AND LENGTH

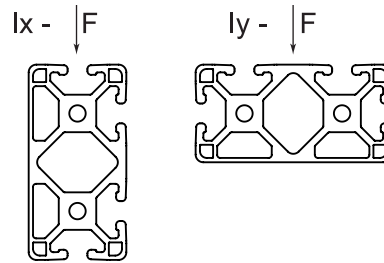
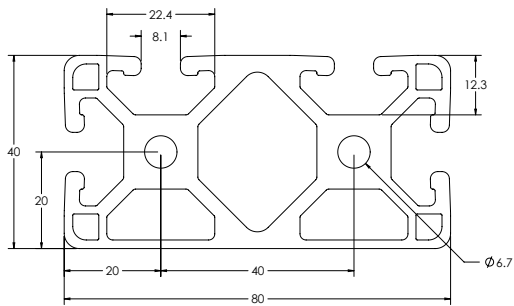


\* Charts based on allowable loads related to yield strength with a margin of safety equal to five.

» For deflection equations see page 10

# TS40-80LM 4 SLOT

Clear Anodized - 650067



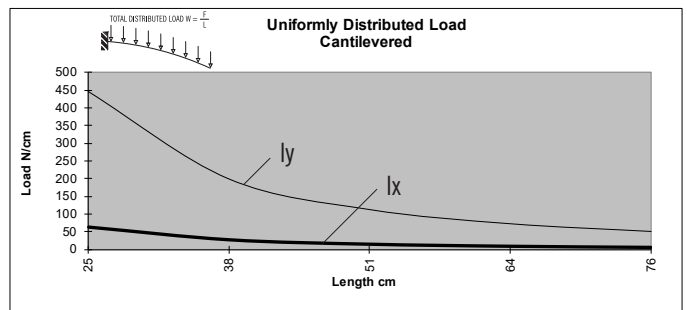
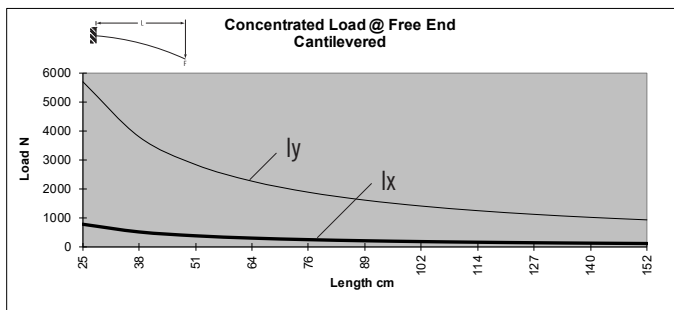
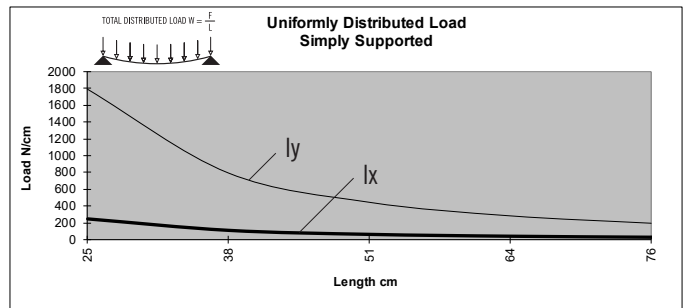
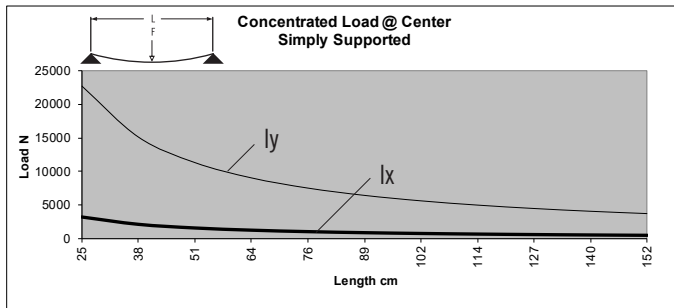
## SPECIFICATIONS

Length	240" (6 m)
Weight	2.333 lbs/ft (3.471 kg/m)
Estimated Area	1.944 in <sup>2</sup> (12.541 cm <sup>2</sup> )
Moment of Inertia	0.484 I <sub>x</sub> = in <sup>4</sup> (20.145 cm <sup>4</sup> ) 1.733 I <sub>y</sub> = in <sup>4</sup> (72.132 cm <sup>4</sup> )

## MACHINING SERVICES

CTL	660006
Single Access Hole	660028
Single Anchor Fastener	660020
Tap 5/16 - 18	660024
Tap M8	660027

## BEAM SELECTION BY LOAD AND LENGTH



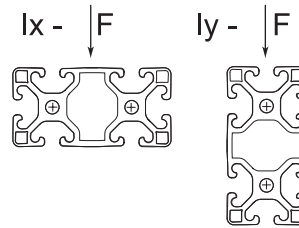
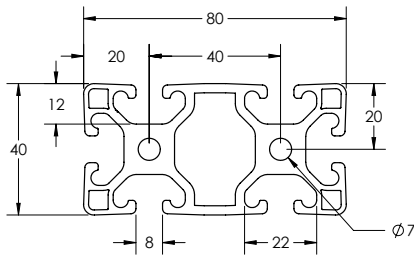
\* Charts based on allowable loads related to yield strength with a margin of safety equal to five.

» For deflection equations see page 10

# Metric Extrusions

## TS40-80VLM

Clear Anodized - 650038



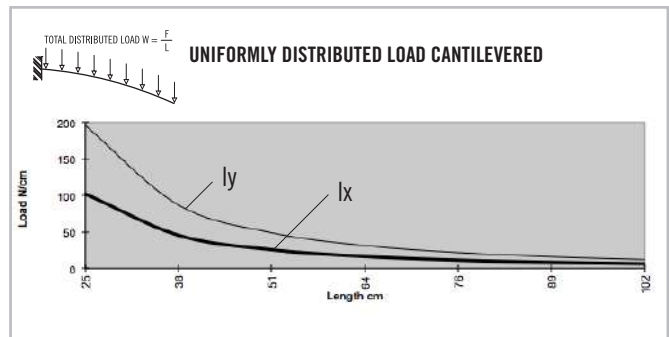
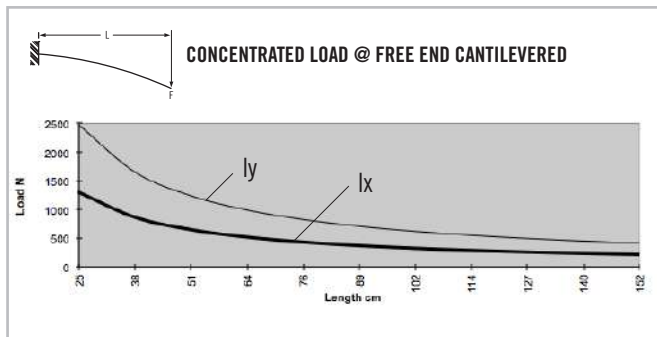
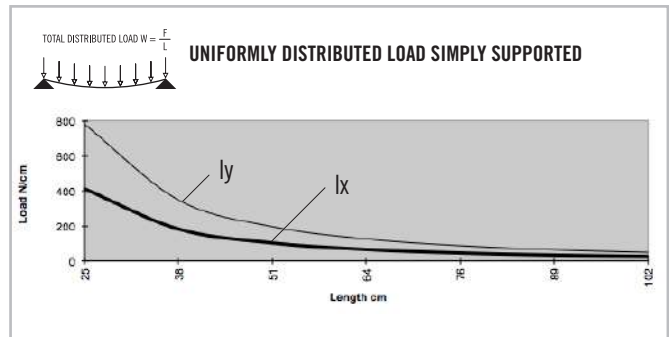
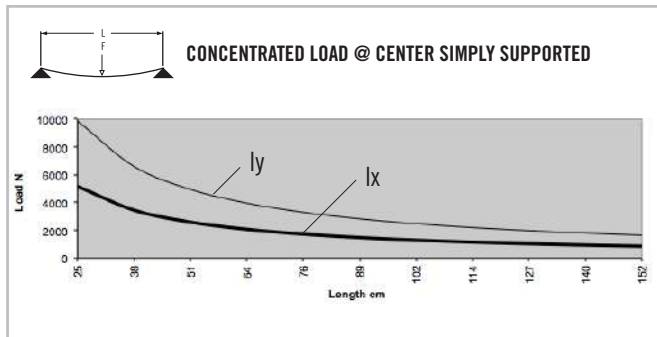
### SPECIFICATIONS

Length	240" (6 m)
Weight	2.082 lbs/ft (3.098 kg/m)
Estimated Area	1.661 in <sup>2</sup> (10.716 cm <sup>2</sup> )
Moment of Inertia	Ix=.396 in <sup>4</sup> (16.48 cm <sup>4</sup> ) Iy=1.513 in <sup>4</sup> (62.98 cm <sup>4</sup> )

### MACHINING SERVICES

CTL	660006
Single Access Hole	660028
Single Anchor Fastener	660020
Tap 5/16 - 18	660024
Tap M8	660027

### BEAM SELECTION BY LOAD AND LENGTH

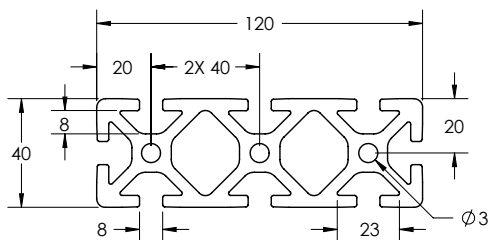


\* Charts based on allowable loads related to yield strength with a margin of safety equal to five.

» For deflection equations see page 10

# TS40-120M

Clear Anodized - 650022



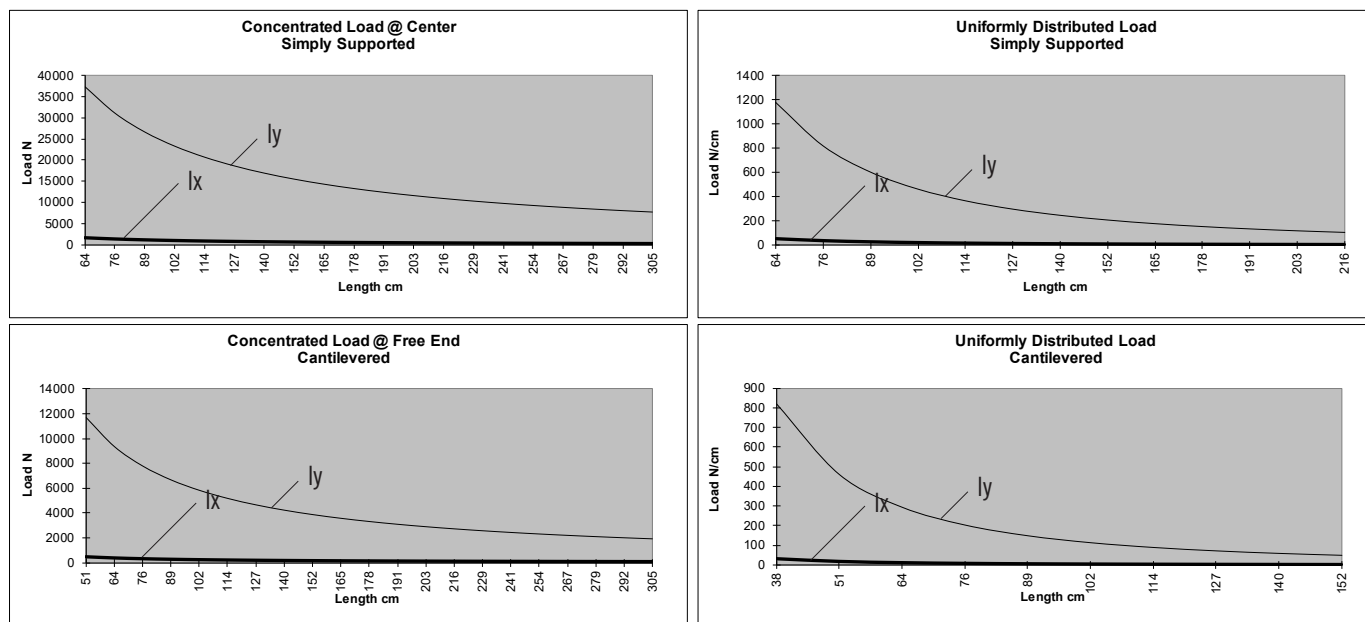
## SPECIFICATIONS

Length	240" (6 m)
Weight	4.130 lbs/ft (6.146 kg/m)
Estimated Area	3.442 in <sup>2</sup> (22.206 cm <sup>2</sup> )
Moment of Inertia	$I_x = .879 \text{ in}^4$ (36.586 cm <sup>4</sup> )
	$I_y = 7.132 \text{ in}^4$ (296.85 cm <sup>4</sup> )

## MACHINING SERVICES

CTL	660007
Single Access Hole	660028
Single Anchor Fastener	660020
Tap 5/16 - 18	660010
Tap M8	660011

## BEAM SELECTION BY LOAD AND LENGTH



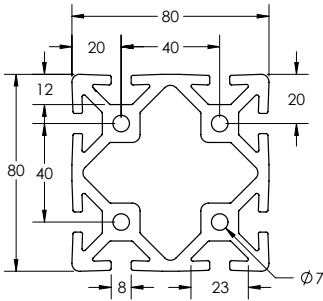
\* Charts based on allowable loads related to yield strength with a margin of safety equal to five.

» For deflection equations see page 10

# Metric Extrusions

## TS80-80M

Clear Anodized - **650039**  
 Black Anodized - **650139**



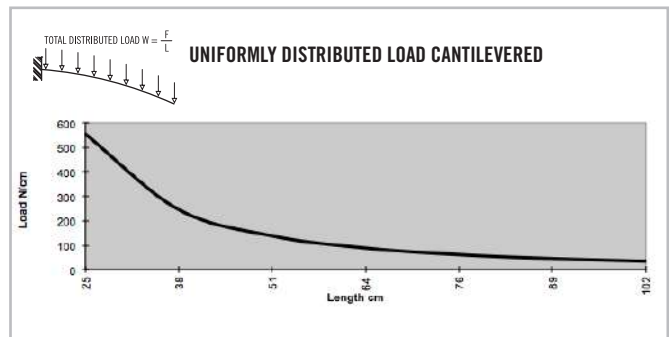
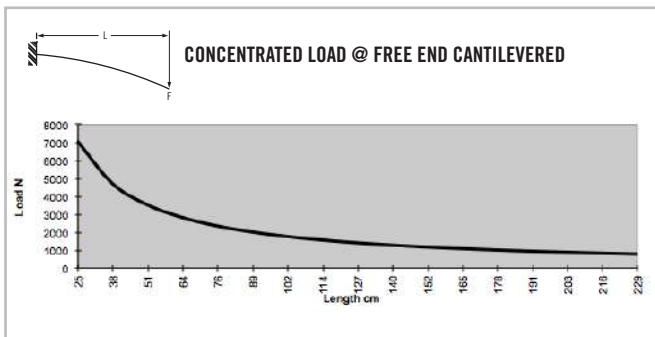
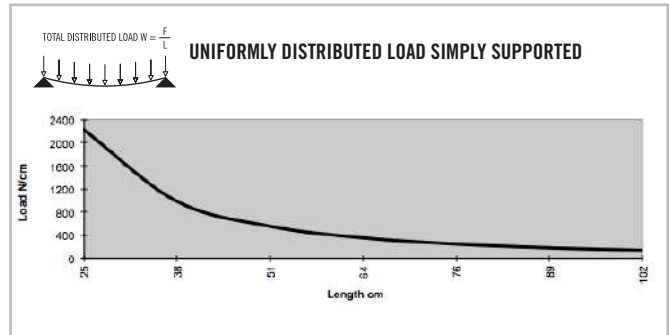
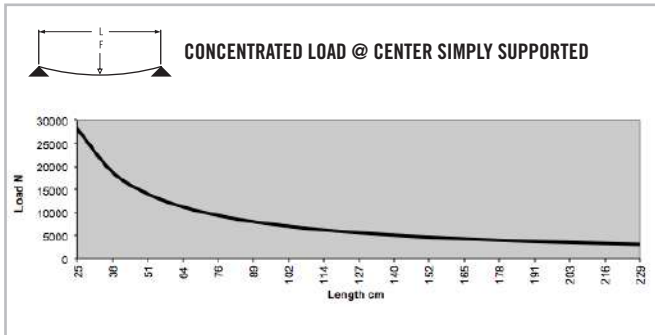
### SPECIFICATIONS

Length	240" (6 m)
Weight	4.488 lbs/ft (6.679 kg/m)
Estimated Area	4.006 in <sup>2</sup> (25.845 cm <sup>2</sup> )
Moment of Inertia	I <sub>x</sub> =4.289 in <sup>4</sup> (178.522 cm <sup>4</sup> ) I <sub>y</sub> =4.289 in <sup>4</sup> (178.522 cm <sup>4</sup> )

### MACHINING SERVICES

CTL	660013
Single Access Hole	660028
Single Anchor Fastener	660020
Tap 5/16 - 18	660031
Tap M8	660032

## BEAM SELECTION BY LOAD AND LENGTH



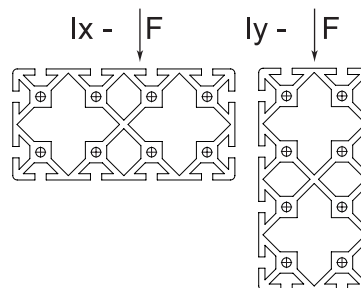
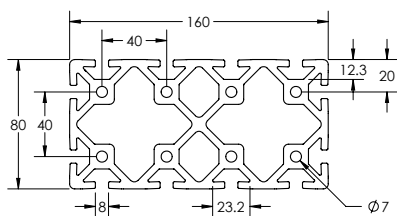
\* Charts based on allowable loads related to yield strength with a margin of safety equal to five.

» For deflection equations see page 10



**TS80-160M**

Clear Anodized - 650064



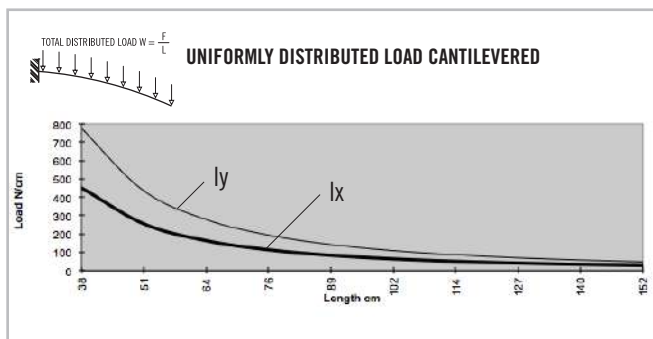
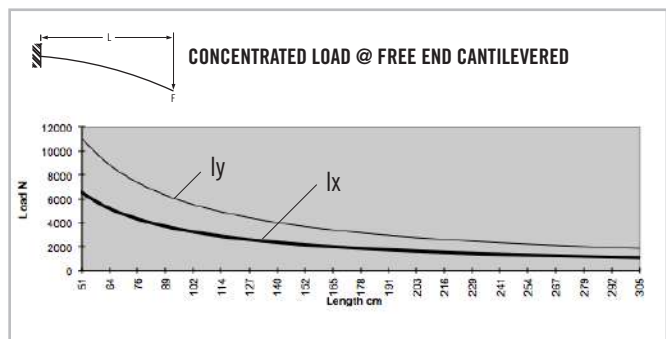
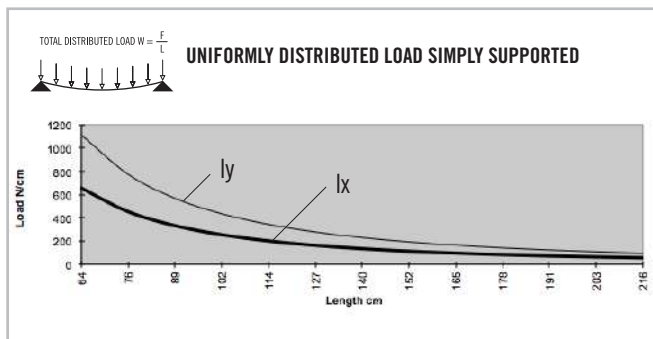
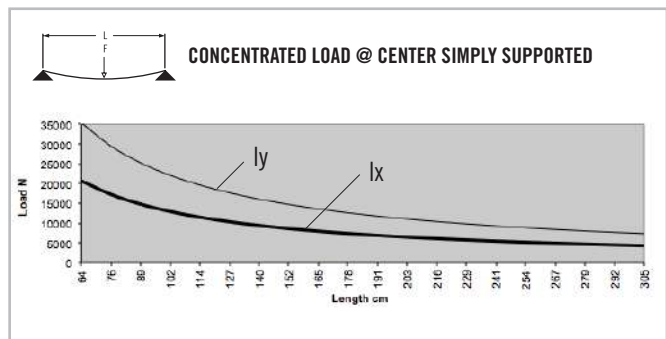
**SPECIFICATIONS**

Length .....	240" (6 m)
Weight .....	8.384 lbs/ft (12.477 kg/m)
Estimated Area .....	6.987 in <sup>2</sup> (45.077 cm <sup>2</sup> )
Moment of Inertia .....	$I_x=7.901 \text{ in}^4$ (328.864 cm <sup>4</sup> )
	$I_y=26.973 \text{ in}^4$ (1112.701 cm <sup>4</sup> )

**MACHINING SERVICES**

CTL .....	660008
Single Access Hole .....	660028
Single Anchor Fastener .....	660020
Tap 5/16 - 18 .....	660012
Tap M8 .....	660014

**BEAM SELECTION BY LOAD AND LENGTH**



\* Charts based on allowable loads related to yield strength with a margin of safety equal to five.

» For deflection equations see page 10

# CONTENT

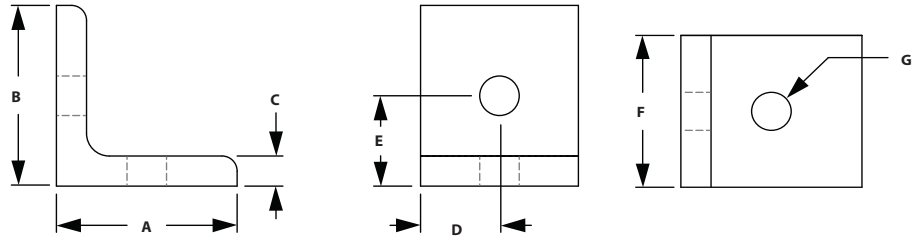
## 03 TLOTS Brackets

Corner Brackets & Gussets .....	368-374
Joining Strips & Plates.....	375-377
Tee Joining Plates.....	377-381

## 03 BRACKETS METRIC

# Metric Brackets

## 2 HOLE INSIDE CORNER BRACKET

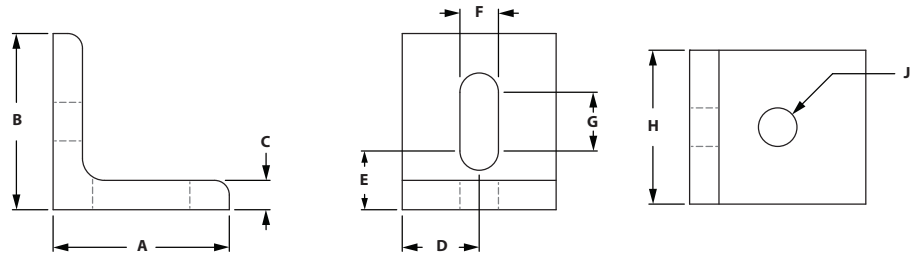



<b>ITEM#</b> 664005	<b>SERIES</b> 40	<b>A</b> 38.10mm	<b>B</b> 38.10mm	<b>C</b> 6.35mm	<b>D</b> 18.00mm	<b>E</b> 20.00mm	<b>F</b> 36.00mm	<b>G</b> 8.33mm
------------------------	---------------------	---------------------	---------------------	--------------------	---------------------	---------------------	---------------------	--------------------

### RECOMMENDED FASTENERS

<b>ITEM#</b> 651506	<b>SERIES</b> 40	<b>QTY</b> 2	<b>BOLT</b> M8 x 16mm BHSCS	<b>TNUT</b> Economy
------------------------	---------------------	-----------------	--------------------------------	------------------------

## 2 HOLE SLOTTED CORNER BRACKET

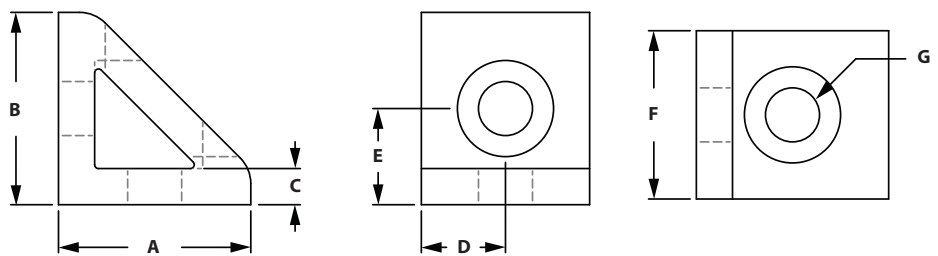



<b>ITEM#</b> 664003	<b>SERIES</b> 40	<b>A</b> 38.10mm	<b>B</b> 38.10mm	<b>C</b> 6.35mm	<b>D</b> 18.00mm	<b>E</b> 14.00mm	<b>F</b> 8.33mm	<b>G</b> 14.00mm	<b>H</b> 36.00mm	<b>J</b> 8.33mm
------------------------	---------------------	---------------------	---------------------	--------------------	---------------------	---------------------	--------------------	---------------------	---------------------	--------------------

### RECOMMENDED FASTENERS

<b>ITEM#</b> 651506	<b>SERIES</b> 40	<b>QTY</b> 2	<b>BOLT</b> M8 x 16mm BHSCS	<b>TNUT</b> Economy
------------------------	---------------------	-----------------	--------------------------------	------------------------

## 2 HOLE INSIDE CORNER GUSSET



<b>ITEM#</b> 664006	<b>SERIES</b> 40	<b>A</b> 38.10mm	<b>B</b> 38.10mm	<b>C</b> 6.35mm	<b>D</b> 18.00mm	<b>E</b> 20.00mm	<b>F</b> 36.00mm	<b>G</b> 8.33mm
------------------------	---------------------	---------------------	---------------------	--------------------	---------------------	---------------------	---------------------	--------------------

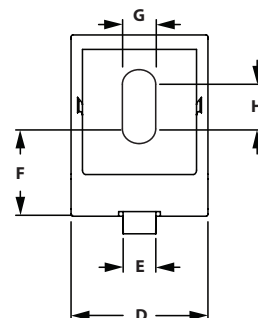
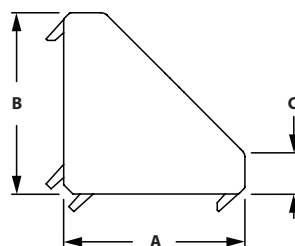
### RECOMMENDED FASTENERS

<b>ITEM#</b> 651506	<b>SERIES</b> 40	<b>QTY</b> 2	<b>BOLT</b> M8 x 16mm BHSCS	<b>TNUT</b> Economy
------------------------	---------------------	-----------------	--------------------------------	------------------------

## 2 HOLE CORNER GUSSET



◦ Die-cast aluminum



ITEM#	SERIES	A	B	C	D	E	F	G	H
671728	20	20.00mm	20.00mm	3.00mm	17.00mm	5.00mm	8.00mm	5.50mm	7.50mm
671747	40	36.00mm	36.00mm	5.50mm	38.00mm	8.00mm	9.00mm	9.00mm	20.5mm

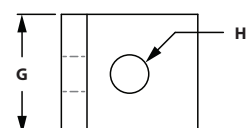
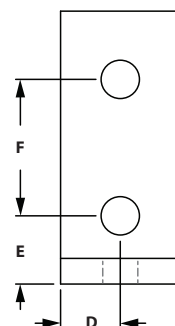
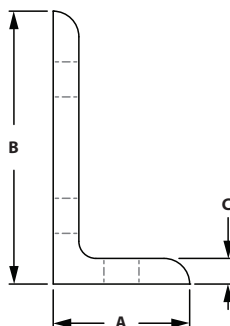
### RECOMMENDED FASTENERS

ITEM#	SERIES	QTY	DESCRIPTION
651709	20	2	M5 x 8mm BHSCS & Drop-In Tnut
651506	40	2	M8 x 16mm BHSCS & M8 Economy Tnut

### COVER CAPS

ITEM#	SERIES
671746	40

## 3 HOLE INSIDE CORNER BRACKET



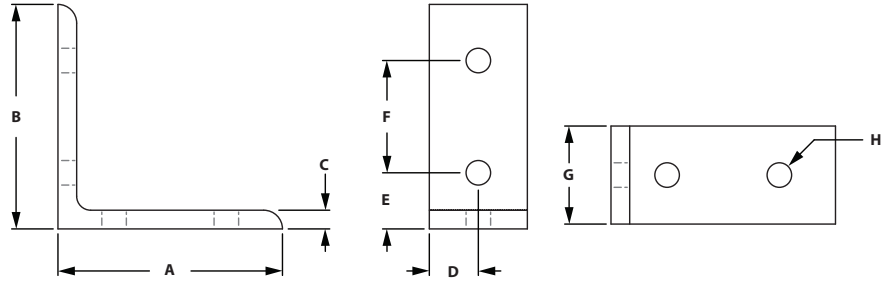
ITEM#	SERIES	A	B	C	D	E	F	G	H
664007	40	38.10mm	76.20mm	6.35mm	18.00mm	20.00mm	40.00mm	36.00mm	8.33mm

### RECOMMENDED FASTENERS

ITEM#	SERIES	QTY	BOLT	TNUT
651506	40	3	M8 x 16mm BHSCS	Economy

# Metric Brackets

## 4 HOLE VERTICAL INSIDE CORNER BRACKET

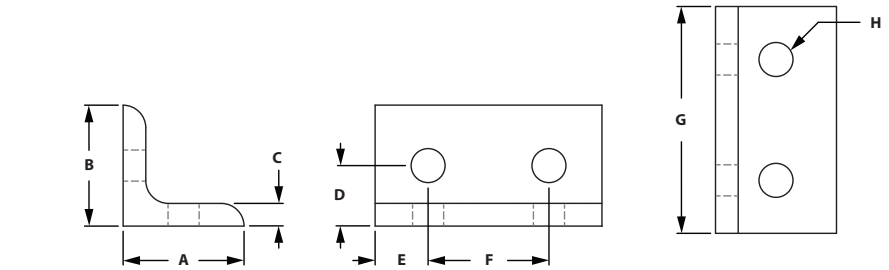


ITEM#	SERIES	A	B	C	D	E	F	G	H
664004	40	76.20mm	76.20mm	6.35mm	18.00mm	20.00mm	40.00mm	36.00mm	8.33mm

### RECOMMENDED FASTENERS

ITEM#	SERIES	QTY	BOLT	TNUT
651506	40	4	M8 x 16mm BHSCS	Economy

## 4 HOLE HORIZONTAL INSIDE CORNER BRACKET

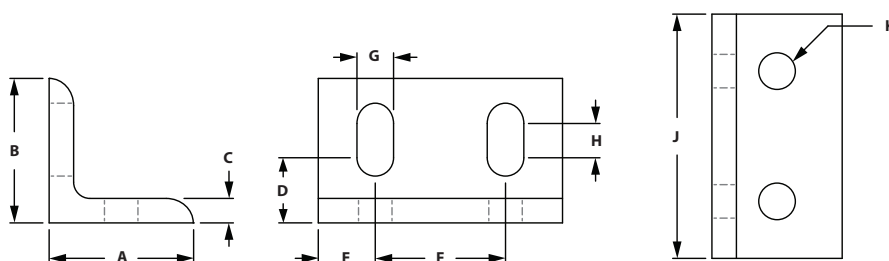


ITEM#	SERIES	A	B	C	D	E	F	G	H
664001	40	38.10mm	38.10mm	6.35mm	20.00mm	18.00mm	40.00mm	76.00mm	8.33mm

### RECOMMENDED FASTENERS

ITEM#	SERIES	QTY	BOLT	TNUT
651506	40	4	M8 x 16mm BHSCS	Economy

### 4 HOLE HORIZONTAL SLOTTED INSIDE CORNER BRACKET

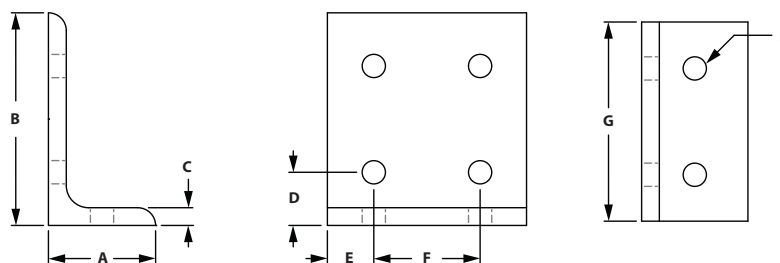


ITEM#	SERIES	A	B	C	D	E	F	G	H	J	K
659060	40	40.00mm	40.00mm	6.35mm	14.00mm	18.00mm	40.00mm	8.30mm	14.00mm	76.00mm	8.30mm

#### RECOMMENDED FASTENERS

ITEM#	SERIES	QTY	BOLT	TNUT
651506	40	4	M8 x 16mm BHSCS	Economy

### 6 HOLE VERTICAL INSIDE CORNER BRACKET



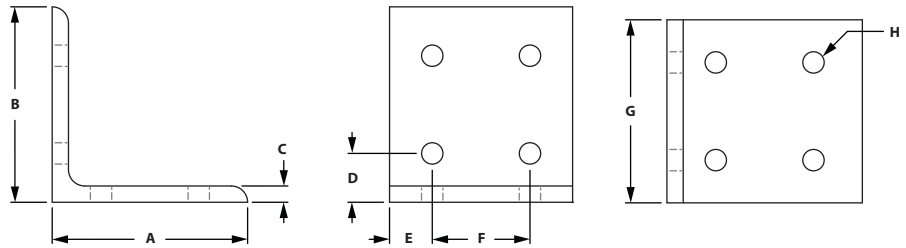
ITEM#	SERIES	A	B	C	D	E	F	G	H
664038	40	38.10mm	76.20mm	6.35mm	20.00mm	18.00mm	40.00mm	76.00mm	8.33mm

#### RECOMMENDED FASTENERS

ITEM#	SERIES	QTY	BOLT	TNUT
651506	40	6	M8 x 16mm BHSCS	Economy

# Metric Brackets

## 8 HOLE VERTICAL INSIDE CORNER BRACKET

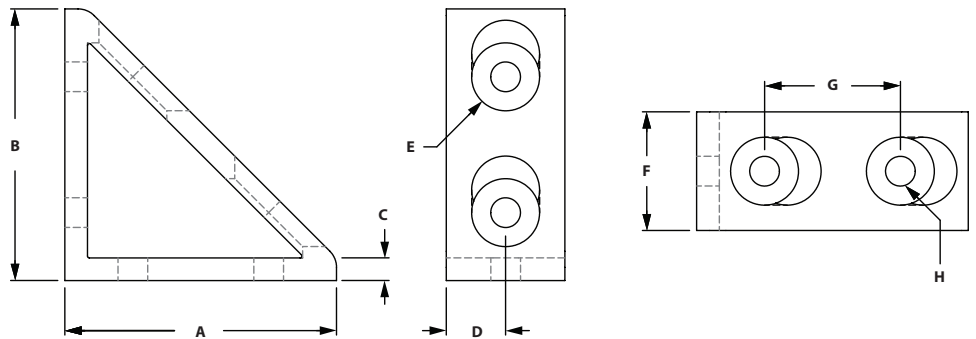


ITEM#	SERIES	A	B	C	D	E	F	G	H
664027	40	76.20mm	76.20mm	6.35mm	20.00mm	18.00mm	40.00mm	76.00mm	8.33mm

### RECOMMENDED FASTENERS

ITEM#	SERIES	QTY	BOLT	TNUT
651506	40	8	M8 x 16mm BHSCS	Economy

## 4 HOLE VERTICAL INSIDE CORNER GUSSET



ITEM#	SERIES	A	B	C	D	E	F	G	H
664002	40	76.20mm	76.20mm	6.35mm	18.00mm	19.00mm	36.00mm	40.00mm	8.33mm

### RECOMMENDED FASTENERS

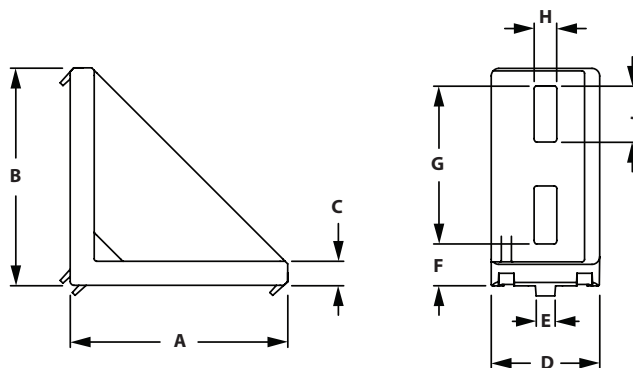
ITEM#	SERIES	QTY	BOLT	TNUT
651506	40	4	M8 x 16mm BHSCS	Economy



### 4 HOLE CORNER GUSSET



◦ Die-cast aluminum

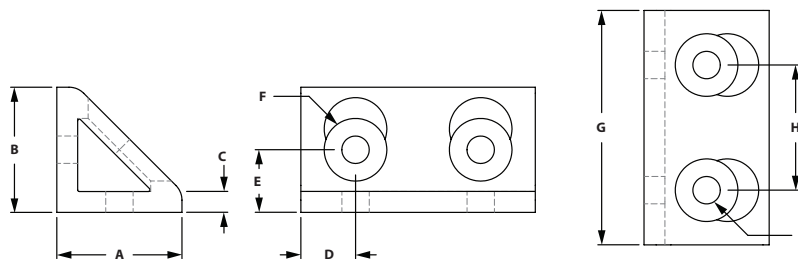


ITEM#	SERIES	A	B	C	D	E	F	G	H	J
671729	20	38.00mm	38.00mm	3.00mm	18.00mm	5.00mm	7.00mm	26.50mm	5.20mm	9.00mm

**RECOMMENDED FASTENERS**

ITEM#	SERIES	QTY	DESCRIPTION
651709	20	4	M5 x 8mm BHSCS & Drop-In Tnut

### 4 HOLE HORIZONTAL INSIDE CORNER GUSSET



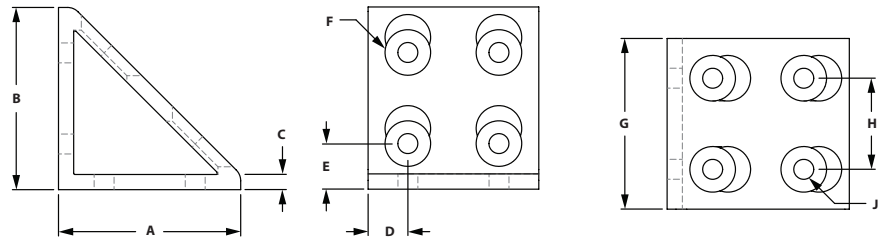
ITEM#	SERIES	A	B	C	D	E	F	G	H	J
664032	40	38.10mm	38.10mm	6.35mm	18.00mm	20.00mm	19.00mm	76.00mm	40.00mm	8.33mm

**RECOMMENDED FASTENERS**

ITEM#	SERIES	QTY	BOLT	TNUT
651506	40	4	M8 x 16mm BHSCS	Economy

# Metric Brackets

## 8 HOLE VERTICAL INSIDE CORNER GUSSET

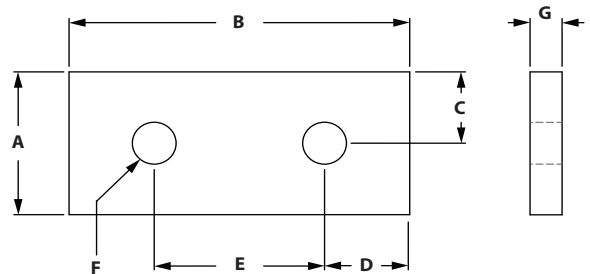


ITEM#	SERIES	A	B	C	D	E	F	G	H	J
664000	40	76.20mm	76.20mm	6.35mm	18.00mm	20.00mm	19.00mm	76.00mm	40.00mm	6.35mm

### RECOMMENDED FASTENERS

ITEM#	SERIES	QTY	BOLT	TNUT
651506	40	8	M8 x 16mm BHSCS	Economy

## 2 HOLE JOINING STRIP

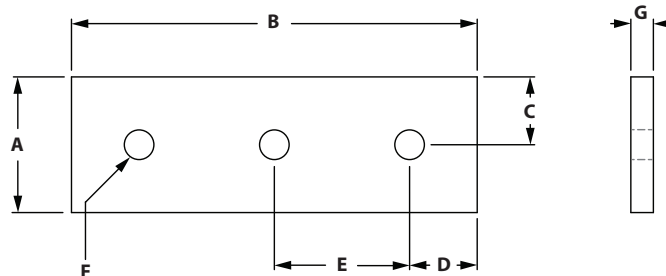


ITEM#	SERIES	A	B	C	D	E	F	G
671730	20	18.00mm	38.00mm	9.00mm	9.00mm	20.00mm	5.50mm	4.00mm
664057	40	38.10mm	76.20mm	19.00mm	18.11mm	40.00mm	8.33mm	6.35mm

### RECOMMENDED FASTENERS

ITEM#	SERIES	QTY	BOLT	TNUT
651709	20	2	M5 x 8mm BHSCS	Drop-In
651506	40	2	M8 x 16mm BHSCS	Economy

### 3 HOLE JOINING STRIP

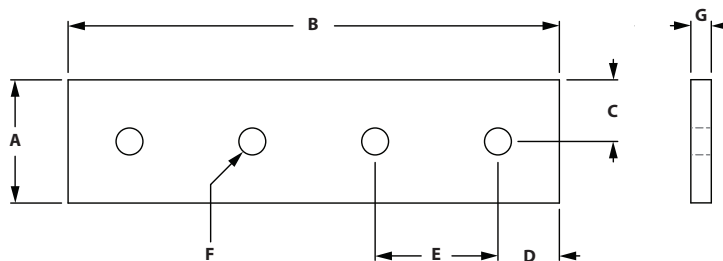


ITEM#	SERIES	A	B	C	D	E	F	G
664041	40	38.10mm	120.00mm	19.00mm	20.00mm	40.00mm	8.33mm	6.35mm

#### RECOMMENDED FASTENERS

ITEM#	SERIES	QTY	BOLT	TNUT
651506	40	3	M8 x 16mm BHSCS	Economy

### 4 HOLE JOINING STRIP



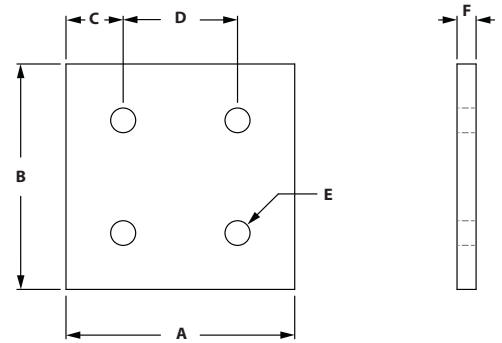
ITEM#	SERIES	A	B	C	D	E	F	G
664050	40	38.10mm	140.00mm	19.00mm	20.00mm	40.00mm	8.33mm	6.35mm

#### RECOMMENDED FASTENERS

ITEM#	SERIES	QTY	BOLT	TNUT
651506	40	4	M8 x 16mm BHSCS	Economy

# Metric Brackets

## 4 HOLE JOINING PLATE

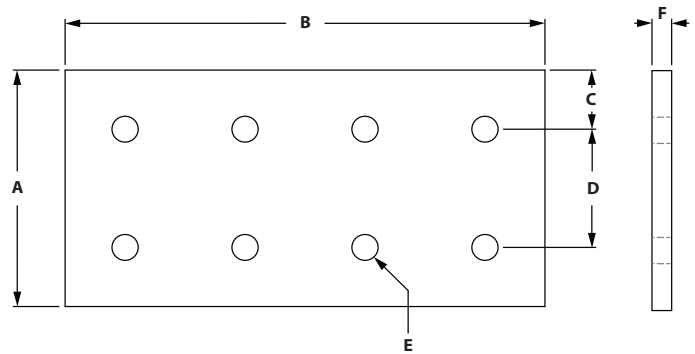


ITEM#	SERIES	A	B	C	D	E	F
664049	40	76.20mm	76.20mm	18.11mm	40.00mm	8.33mm	6.35mm

### RECOMMENDED FASTENERS

ITEM#	SERIES	QTY	BOLT	TNUT
651506	40	4	M8 x 16mm BHSCS	Economy

## 8 HOLE JOINING PLATE

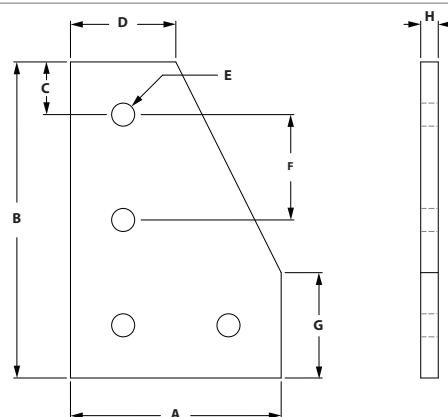


ITEM#	SERIES	A	B	C	D	E	F
659059	40	76.20mm	160.00mm	18.11mm	40.00mm	8.33mm	6.35mm

### RECOMMENDED FASTENERS

ITEM#	SERIES	QTY	BOLT	TNUT
651506	40	8	M8 x 16mm BHSCS	Economy

### 4 HOLE 90° JOINING PLATE

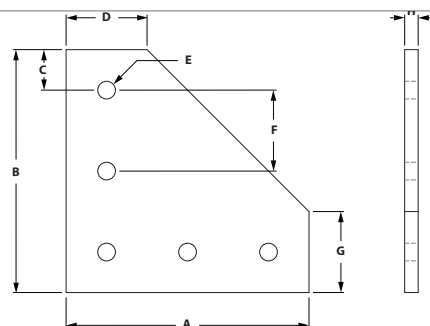


ITEM#	SERIES	A	B	C	D	E	F	G	H
664077	40	80.00mm	120.00mm	27.00mm	40.00mm	8.33mm	40.00mm	40.00mm	6.00mm

#### RECOMMENDED FASTENERS

ITEM#	SERIES	QTY	BOLT	TNUT
651506	40	4	M8 x 16mm BHSCS	Economy

### 5 HOLE 90° JOINING PLATE



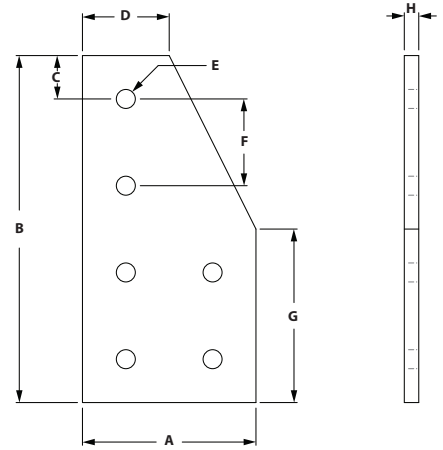
ITEM#	SERIES	A	B	C	D	E	F	G	H
664029	40	127.00mm	127.00mm	27.00mm	40.00mm	8.33mm	40.00mm	40.00mm	6.35mm

#### RECOMMENDED FASTENERS

ITEM#	SERIES	QTY	BOLT	TNUT
651506	40	5	M8 x 16mm BHSCS	Economy

# Metric Brackets

## 6 HOLE 90° JOINING PLATE

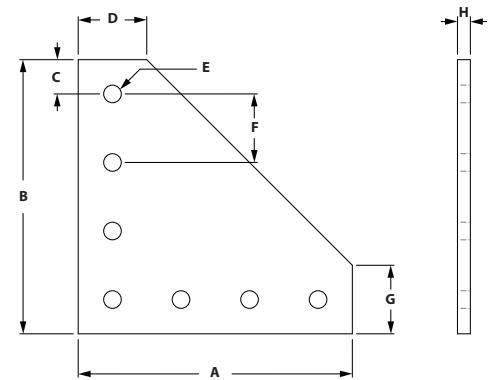


ITEM#	SERIES	A	B	C	D	E	F	G	H
682825	40	80.00mm	160.00mm	27.00mm	40.00mm	8.33mm	40.00mm	80.00mm	6.00mm

### RECOMMENDED FASTENERS

ITEM#	SERIES	QTY	BOLT	TNUT
651506	40	6	M8 x 16mm BHSCS	Economy

## 7 HOLE 90° JOINING PLATE

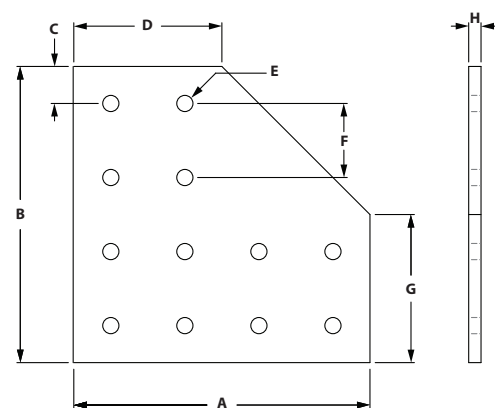


ITEM#	SERIES	A	B	C	D	E	F	G	H
664079	40	152.40mm	152.40mm	20.00mm	36.20mm	8.33mm	40.00mm	36.20mm	6.35mm

### RECOMMENDED FASTENERS

ITEM#	SERIES	QTY	BOLT	TNUT
651506	40	7	M8 x 16mm BHSCS	Economy

### 12 HOLE 90° JOINING PLATE

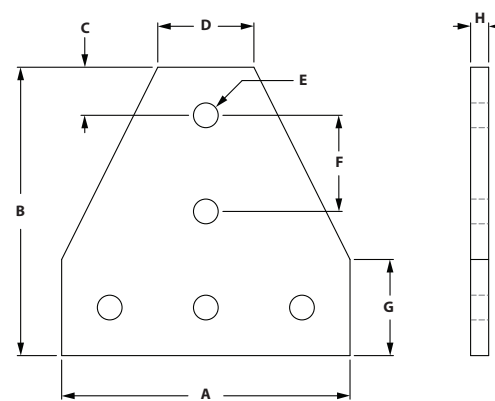


ITEM#	SERIES	A	B	C	D	E	F	G	H
664053	40	152.40mm	152.40mm	12.40mm	76.20mm	8.33mm	40.00mm	76.20mm	6.35mm

#### RECOMMENDED FASTENERS

ITEM#	SERIES	QTY	BOLT	TNUT
651506	40	12	M8 x 16mm BHSCS	Economy

### 5 HOLE TEE JOINING PLATE

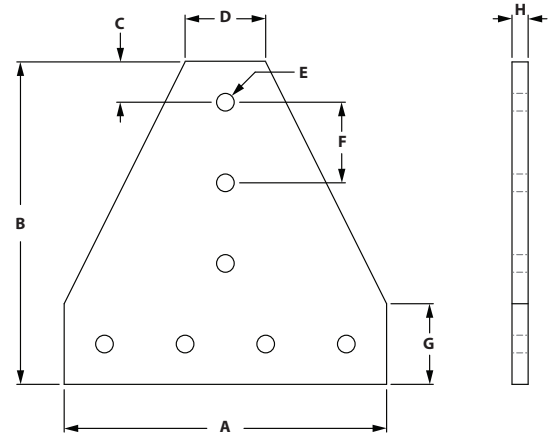


ITEM#	SERIES	A	B	C	D	E	F	G	H
664051	40	114.30mm	114.30mm	17.10mm	38.10mm	8.33mm	40.00mm	38.10mm	6.35mm

#### RECOMMENDED FASTENERS

ITEM#	SERIES	QTY	BOLT	TNUT
651506	40	5	M8 x 16mm BHSCS	Economy

## 7 HOLE TEE JOINING PLATE

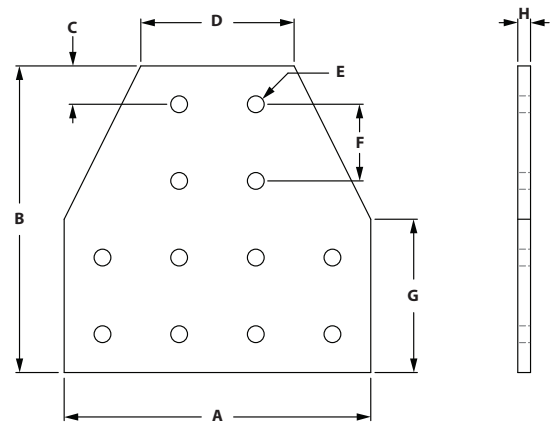


ITEM#	SERIES	A	B	C	D	E	F	G	H
664080	40	152.40mm	152.40mm	16.20mm	40.00mm	8.33mm	40.00mm	40.00mm	6.35mm

### RECOMMENDED FASTENERS

ITEM#	SERIES	QTY	BOLT	TNUT
651506	40	7	M8 x 16mm BHSCS	Economy

## 12 HOLE TEE JOINING PLATE



ITEM#	SERIES	A	B	C	D	E	F	G	H
664054	40	152.40mm	152.40mm	16.20mm	76.20mm	8.33mm	40.00mm	76.20mm	6.35mm

### RECOMMENDED FASTENERS

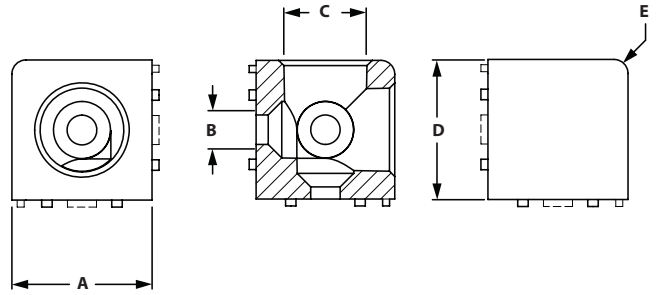
ITEM#	SERIES	QTY	BOLT	TNUT
651506	40	12	M8 x 16mm BHSCS	Economy



## 2 HOLE CORNER CUBE



- Die-cast zinc
- Cover caps & 2 M5 x 14mm screws are included



ITEM#	SERIES
653326	20

A	B	C	D	E
20.00mm	6.20mm	12.00mm	20.00mm	1.50mm

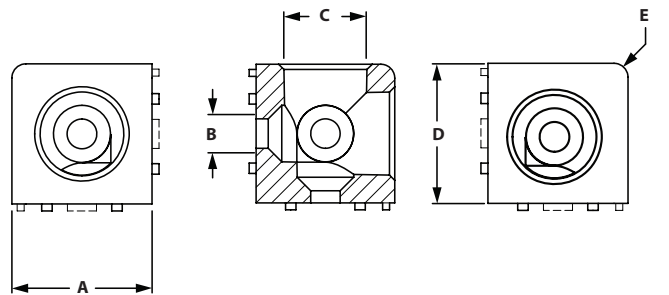
### INCLUDED FASTENERS

QTY	DESCRIPTION
2	M5 X 14mm BHSCS

## 3 HOLE CORNER CUBE



- Die-cast zinc
- Cover caps & 3 M5 x 14mm screws are included



ITEM#	SERIES
653327	20

A	B	C	D	E
20.00mm	6.20mm	12.00mm	20.00mm	1.50mm

### INCLUDED FASTENERS

QTY	DESCRIPTION
3	M5 x 14mm BHSCS

# CONTENT

## 04 Fasteners

Fastener Application Test . . . . .	384
Economy T-nuts . . . . .	385
Standard T-nuts . . . . .	385
Drop In T-nuts . . . . .	386-387
Butt Fasteners . . . . .	387
Anchor Fasteners . . . . .	388
End Fasteners . . . . .	388
Single Tab End Fastener . . . . .	389
Z-Nuts . . . . .	389
Screws . . . . .	390-393
Washers & Hex Nuts . . . . .	393-394
T-Matic Connectors . . . . .	394
Inner Connector . . . . .	395
Plate Connectors . . . . .	395

# 04 FASTENERS METRIC

# Metric Fasteners

## RECOMMENDED TOOL SIZE FOR FASTENERS

THREAD SIZE	SHCS	BHSCS	FBHSCS	FHSCS
8-32	--	3/32"	--	--
10-32	5/32"	1/8"	--	--
1/4-20	3/16"	5/32"	5/32"	5/32"
5/16-18	1/4"	3/16"	3/16"	3/16"
3/8-16	5/16"	N/A	--	7/32"
M5	4mm	3mm	--	3mm
M6	5mm	4mm	--	4mm
M8	6mm	5mm	--	5mm
M10	8mm	6mm	--	6mm

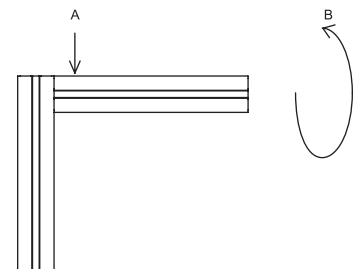
\* Numbers in chart reflect hex tool size required.

## FASTENER APPLICATION TEST

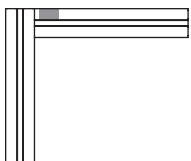
FASTENER	TS10-10		TS15-15L		TS15-15	
	A (lbs)	B	A (lbs)	B	A (lbs)	B
1	500	180 in/lbs	950	540 in/lbs	950	700 in/lbs
2	900	250 in/lbs	1,200	1,150 in/lbs	1,200	2,000 in/lbs
3	450	325 in/lbs	1,000	680 in/lbs	1,000	1,150 in/lbs
4	175	400 in/lbs	225	1,000 in/lbs	225	1,100 in/lbs
5	175	500 in/lbs	250	1,200 in/lbs	250	1,260 in/lbs
6	325	180 in/lbs	375	500 in/lbs	575	500 in/lbs
7	325	260 in/lbs	375	500 in/lbs	575	500 in/lbs

\* All forces are approximate.

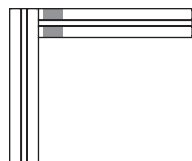
**A - DIRECT FORCE**  
**B - TORTIONAL FORCE**



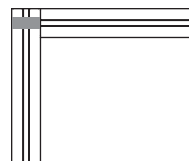
**1 - SINGLE ANCHOR**



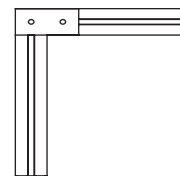
**2 - DOUBLE ANCHOR**



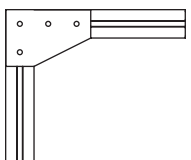
**3 - END FASTENER**



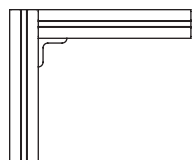
**4 - JOINING STRIP**



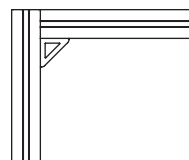
**5 - 90° JOINING PLATE**



**6 - CORNER BRACKET**



**7 - CORNER GUSSET**

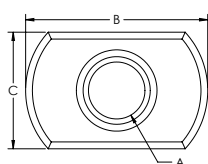


## ECONOMY T-NUTS

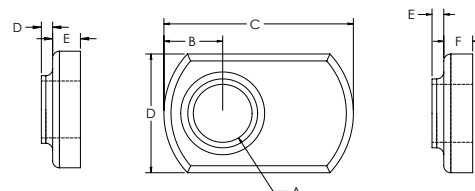


- Economical
- Extrusion end loading

CENTER THREAD



OFFSET THREAD



### CENTER THREAD

ITEM#	FINISH	SERIES	A	B	C	D	E
682888	Bright Zinc	20	M5 x .8	16.00mm	9.60mm	0.80mm	2.40mm
651445	Black Zinc	40	M8 x 1.25	38.00mm	16.00mm	2.00mm	3.60mm

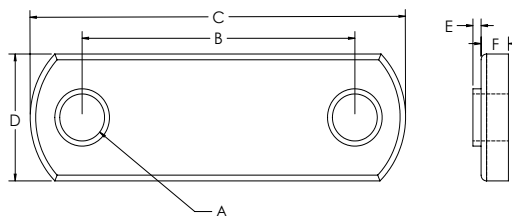
### OFFSET THREAD

ITEM#	FINISH	SERIES	A	B	C	D	E	F
651366	Bright Zinc	40	M6 x 1.0	6.35mm	20.57mm	12.95mm	1.27mm	3.05mm
651367	Bright Zinc	40	M8 x 1.25	7.11mm	25.40mm	16.25mm	2.03mm	3.55mm

## DOUBLE ECONOMY T-NUTS




- Economical
- Extrusion end loading
- Convenient and better productivity over single economy T-Nut



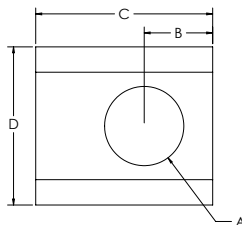
ITEM#	FINISH	SERIES	A	B	C	D	E	F
651461	Black Zinc	40	M8 x 1.25	40mm	76mm	16mm	2.032mm	3.556mm

## STANDARD T-NUTS OFFSET

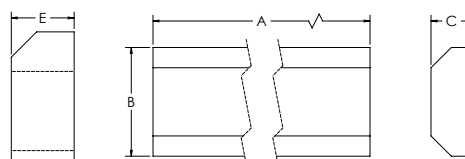


- Extrusion end loading
- Economical

STANDARD



PROFILE



ITEM#	FINISH	SERIES	A	B	C	D	E
651393	Black Zinc	40	M6 x 1.0	6.86mm	17.73mm	15.85mm	6.30mm
651395	Bright Zinc	40	M8 x 1.25	6.86mm	17.73mm	15.85mm	6.30mm

### PROFILES

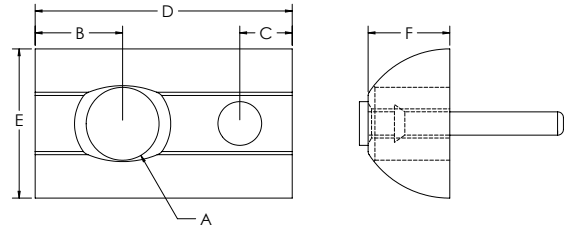
ITEM#	FINISH	SERIES	A	B	C
651475	Mill Finish	40	36.000"	.624"	.248"

# Metric Fasteners

## DROP IN T-NUTS WITH RUBBER HANDLE



- Tapered bottom allows for easy loading and removal from extrusion slot
- Reduces assembly time
- Easy to add and reposition in T-Slot when ends are closed off
- Rubber nub holds T-Nut in vertical T-Slot

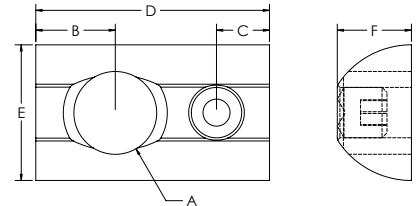


ITEM#	FINISH	SERIES	A	B	C	D	E	F
651372	Bright Zinc	40	M6 x 1.0	7.62mm	4.57mm	22.35mm	12.95mm	7.11mm
651371	Bright Zinc	40	M8 x 1.25	7.62mm	4.57mm	22.35mm	12.95mm	7.11mm

## DROP IN T-NUTS WITH SET SCREW



- Tapered bottom allows for easy loading and removal from extrusion slot
- Reduces assembly time
- Easy to add and reposition in T-Slot when ends are closed off
- Set screw holds T-Nut in vertical T-Slot

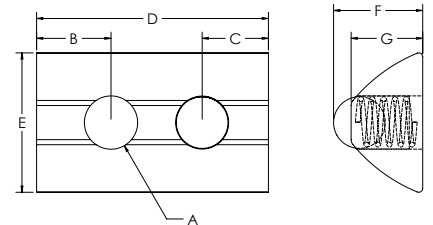


ITEM#	FINISH	SERIES	A	B	C	D	E	F
651425	Bright Zinc	40	M6 x 1.0	7.62mm	5.08mm	22.35mm	12.95mm	7.11mm
651421	Bright Zinc	40	M8 x 1.25	7.62mm	5.08mm	22.35mm	12.95mm	7.11mm

## DROP IN T-NUTS WITH BALL BEARING



- Tapered bottom allows for easy loading and removal from extrusion slot
- Reduces assembly time
- Easy to add and reposition in T-Slot when ends are closed off
- Ball bearing holds T-Nut in vertical T-Slot



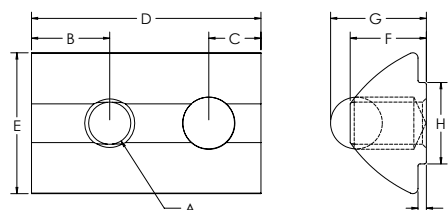
ITEM#	FINISH	SERIES	A	B	C	D	E	F	G
651646	Bright Zinc	40	M5 x .8	7.11mm	6.35mm	22.35mm	13.21mm	8.38mm	6.86mm
651647	Bright Zinc	40	M6 X 1.0	7.11mm	6.35mm	22.35mm	13.21mm	8.38mm	6.86mm
651626	Bright Zinc*	40	M6 X 1.0	6.35mm	6.00mm	23.00mm	18.00mm	8.60mm	6.80mm
651648	Bright Zinc	40	M8 x 1.25	7.11mm	6.35mm	22.35mm	13.21mm	8.38mm	6.86mm

\* Heavy duty tnut

## STEPPED DROP IN T-NUT WITH BALL BEARING



- Zinc plated stainless steel
- Self aligning roll in Tslot nut with spring ball

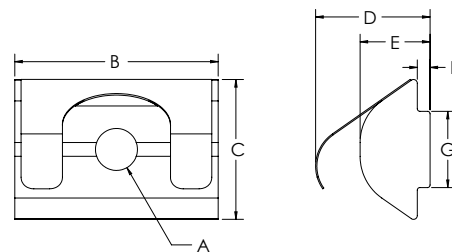


ITEM#	FINISH	SERIES	A	B	C	D	E	F	G	H	J
651551	Bright Zinc	20	M5 x .8	3.80mm	3.00mm	12.00mm	7.70mm	4.00mm	5.00mm	4.90mm	0.60mm
651623	Bright Zinc	40	M4 x .7	7.62mm	5.08mm	22.00mm	13.50mm	7.20mm	8.95mm	7.80mm	0.80mm
664111	Bright Zinc	40	M5 x .8	7.62mm	5.08mm	22.00mm	13.50mm	7.20mm	8.95mm	7.80mm	0.80mm
664112	Bright Zinc	40	M6 x 1.0	7.62mm	5.08mm	22.00mm	13.50mm	7.20mm	8.95mm	7.80mm	0.80mm
664113	Bright Zinc	40	M8 x 1.25	7.62mm	5.08mm	22.00mm	13.50mm	7.20mm	8.95mm	7.80mm	0.80mm

## STEPPED DROP IN T-NUT WITH SPRING LEAF



- Zinc plated steel
- Self aligning roll in t-nut with spring leaf

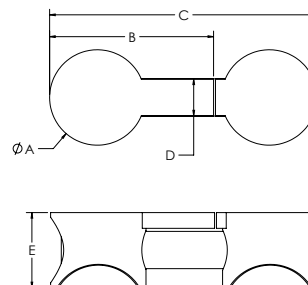


ITEM#	FINISH	SERIES	A	B	C	D	E	F	G
651711	Bright Zinc	40	M5 x .8	22.00mm	13.00mm	13.40mm	7.19mm	0.79mm	7.80mm
651712	Bright Zinc	40	M6 x 1.0	22.00mm	13.00mm	13.40mm	7.19mm	0.79mm	7.80mm
651713	Bright Zinc	40	M8 x 1.25	22.00mm	13.00mm	13.40mm	7.19mm	0.79mm	7.80mm

## BUTT FASTENERS



- Allows you to butt two extrusions end to end for maximum strength and alignment
- See page 466 for machining



ITEM#	FINISH	SERIES	A	B	C	D	E
651154	Bright Zinc	40	20.32mm	35.05mm	56.90mm	7.87mm	16.00mm
651633	Black	40	20.32mm	35.05mm	56.90mm	7.87mm	16.00mm

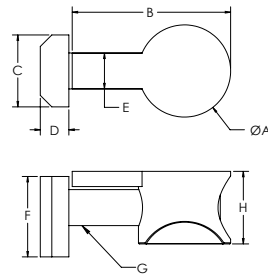
# Metric Fasteners

## ANCHOR FASTENERS



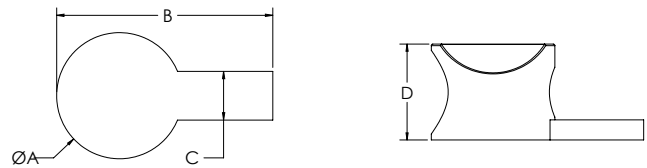
- Strongest of available fasteners
- Creates 90 degree T-Slot connections
- All T-Nuts are offset
- See page 466 for machining

STANDARD TNUT



ITEM#	FINISH	SERIES	A	B	C	D	E	F	G	H
651424	Bright Zinc	40	20.32mm	35.05mm	15.85mm	6.35mm	7.87mm	17.78mm	M8 x 30mm SHCS	16.00mm
651617	Black	40	20.32mm	35.05mm	15.85mm	6.35mm	7.87mm	17.78mm	M8 x 30mm SHCS	16.00mm

## ANCHOR FASTENER CAMS

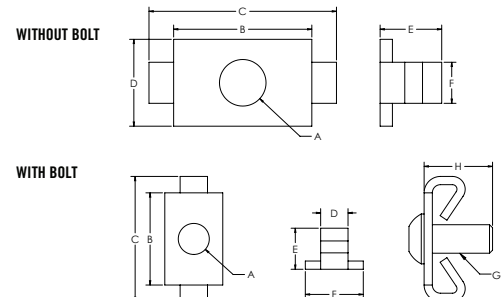


ITEM#	FINISH	SERIES	A	B	C	D
651147	Bright Zinc	40	20.32mm	35.05mm	7.87mm	16.00mm
651565	Black	40	20.32mm	35.05mm	7.87mm	16.00mm

## END FASTENERS



- Provides a hidden fastener when connecting extrusions at 90 degrees
- Mating extrusions glide over end fastener
- Tapping service required in the extrusion base end and access hole in the mating extrusion
- Prevents mating extrusion from rotating



ITEM#	FINISH	SERIES	A	B	C	D	E	F
651289	Bright Zinc	40	8.63mm	25.65mm	34.80mm	16.25mm	11.43mm	7.62mm
651160	Black Zinc	40	8.63mm	25.65mm	34.80mm	16.25mm	11.43mm	7.62mm

### WITH BOLTS

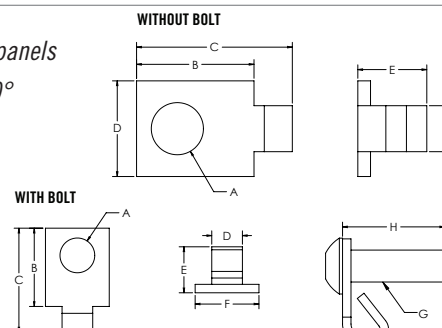
ITEM#	FINISH	SERIES	A	B	C	D	E	F	G	H
651418	Bright Zinc	40	8.63mm	25.65mm	34.80mm	7.62mm	11.43mm	16.25mm	M8 x 20mm BHSCS	20.00mm



## SINGLE TAB END FASTENERS



- Allows for panels to mate in slots without having to notch panels
- Provides hidden fastener when connecting extrusions at 90°
- Mating extrusions glide over end fastener
- Tapping service required in the extrusion base end and access hole in the mating extrusions



ITEM#	FINISH	SERIES	A	B	C	D	E	F
651495	Bright Zinc	40	8.63mm	19.56mm	25.91mm	7.62mm	11.43mm	15.75mm

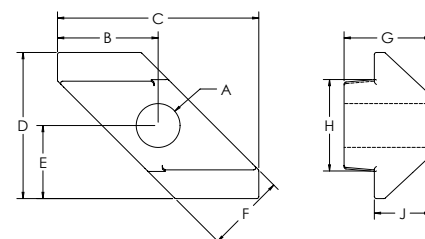
### WITH BOLTS

ITEM#	FINISH	SERIES	A	B	C	D	E	F	G	H
651502	Bright Zinc	40	8.63mm	19.56mm	25.91mm	7.62mm	11.43mm	15.75mm	M8 x 20mm BHSCS	24.89mm

## Z-NUTS



- Design allows for easy loading from extrusion slot
- Metric thread size only

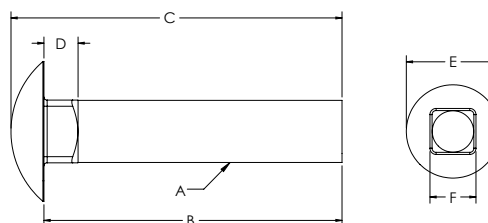


ITEM#	FINISH	SERIES	A	B	C	D	E	F	G	H	J
662002	Bright Zinc	40	M5 x .08	9.65mm	19.30mm	14.00mm	7.00mm	7.60mm	8.30mm	8.76mm	5.41mm
662001	Bright Zinc	40	M6 x 1.0	9.65mm	19.30mm	14.00mm	7.00mm	7.60mm	8.30mm	8.76mm	5.41mm

## ECONOMY TLOTS STUDS



- Extrusion end loading only



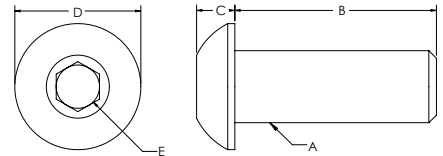
ITEM#	FINISH	SERIES	A	B	C	D	E	F
651378	Bright Zinc	40	M8	20.00mm	24.40mm	5.00mm	19.35mm	8.00mm
651379	Bright Zinc	40	M8	25.00mm	29.40mm	5.00mm	19.35mm	8.00mm
651380	Bright Zinc	40	M8	30.00mm	34.40mm	5.00mm	19.35mm	8.00mm
651381	Bright Zinc	40	M8	35.00mm	39.40mm	5.00mm	19.35mm	8.00mm

# Metric Fasteners

## BUTTON HEAD SOCKET CAP SCREW & ASSEMBLIES



- Grade 8 or stronger
- Alloy steel
- ANSI B18.3 rating



ITEM#	FINISH	A	B	C	D	E
651615	Black Phosphate	M5	8mm	2.75mm	9.50mm	3.44mm
651625	Bright Zinc	M5	8mm	2.75mm	9.50mm	3.44mm
699939	Black Phosphate	M5	10mm	2.75mm	9.50mm	3.44mm
699936	Black Phosphate	M6	10mm	3.15mm	10.35mm	4.58mm
681430	Stainless Steel	M6	10mm	3.15mm	10.35mm	4.58mm
651333	Black Phosphate	M6	12mm	3.15mm	10.35mm	4.58mm
683512	Stainless Steel	M6	12mm	3.15mm	10.35mm	4.58mm
651570	Black Phosphate	M6	14mm	3.15mm	10.35mm	4.58mm
683210	Stainless Steel	M6	14mm	3.15mm	10.35mm	4.58mm
651335	Black Phosphate	M6	16mm	3.15mm	10.35mm	4.58mm
659232	Stainless Steel	M6	16mm	3.15mm	10.35mm	4.58mm
651579	Black Phosphate	M6	18mm	3.15mm	10.35mm	4.58mm
683044	Stainless Steel	M6	18mm	3.15mm	10.35mm	4.58mm
651340	Black Phosphate	M6	20mm	3.15mm	10.35mm	4.58mm
651661	Bright Zinc	M6	20mm	3.15mm	10.35mm	4.58mm
683163	Stainless Steel	M6	20mm	3.15mm	10.35mm	4.58mm
651341	Black Phosphate	M6	25mm	3.15mm	10.35mm	4.58mm
651343	Black Phosphate	M8	12mm	4.25mm	13.75mm	5.72mm
651580	Black Phosphate	M8	14mm	4.25mm	13.75mm	5.72mm
651345	Black Phosphate	M8	16mm	4.25mm	13.75mm	5.72mm
681883	Stainless Steel	M8	16mm	4.25mm	13.75mm	5.72mm
651581	Black Phosphate	M8	18mm	4.25mm	13.75mm	5.72mm
683164	Stainless Steel	M8	18mm	4.25mm	13.75mm	5.72mm
651347	Black Phosphate	M8	20mm	4.25mm	13.75mm	5.72mm
659929	Stainless Steel	M8	20mm	4.25mm	13.375mm	5.72mm
651351	Black Phosphate	M8	25mm	4.25mm	13.75mm	5.72mm

### BUTTON HEAD SOCKET CAP SCREW COMBINATION PARTS

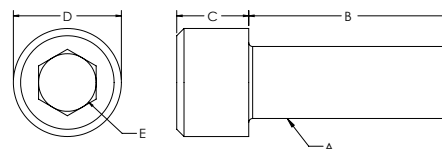
ITEM#	SERIES	BOLT ITEM	FINISH	THREAD	LENGTH	TNUT ITEM	TNUT TYPE	FINISH
651593	10	683210	Stainless Steel	M6	14mm	651386	Economy	Black Zinc
651594	10	659232	Stainless Steel	M6	16mm	651386	Economy	Black Zinc
651595	10	683044	Stainless Steel	M6	18mm	651386	Economy	Black Zinc
651596	10	683163	Stainless Steel	M6	20mm	651386	Economy	Black Zinc
651709	20	651615	Black Phosphate	M5	8mm	651551	Drop-In	Bright Zinc
651601	40	683210	Stainless Steel	M6	14mm	651366	Economy	Black Zinc
651771	40	651335	Black Phosphate	M6	16mm	651366	Economy	Black Zinc
651602	40	659232	Stainless Steel	M6	16mm	651366	Economy	Black Zinc
651793	40	651579	Black Phosphate	M6	16mm	651366	Economy	Black Zinc

651603	40	683044	Stainless Steel	M6	18mm	651366	Economy	Black Zinc
651772	40	651340	Black Phosphate	M6	20mm	651352	Hex Nut	Black Zinc
651604	40	683163	Stainless Steel	M6	20mm	651366	Economy	Black Zinc
651767	40	651343	Black Phosphate	M8	12mm	651367	Economy	Black Zinc
651507	40	651345	Black Phosphate	M8	16mm	651395	Standard	Black Zinc
651508	40	651345	Black Phosphate	M8	16mm	651648	Drop-In	Bright Zinc
651506	40	651345	Black Phosphate	M8	16mm	651367	Economy	Black Zinc
651521	40	651345	Black Phosphate	M8	16mm	651461	DBL Economy	Black Zinc
651605	40	681883	Stainless Steel	M8	16mm	651366	Economy	Black Zinc
651606	40	683164	Stainless Steel	M8	18mm	651366	Economy	Black Zinc
651607	40	659929	Stainless Steel	M8	20mm	651366	Economy	Black Zinc
651788	40	651347	Black Phosphate	M8	20mm	651367	Economy	Black Zinc

## SOCKET HEAD CAP SCREWS & ASSEMBLIES



- Grade 8 or stronger
- Alloy steel
- ANSI B18.3 rating



ITEM#	FINISH	A	B	C	D	E
699933	Black Phosphate	M5	16mm	4.91mm	8.33mm	4.58mm
699932	Black Phosphate	M6	10mm	5.85mm	10.00mm	5.72mm
651332	Black Phosphate	M6	12mm	5.85mm	10.00mm	5.72mm
651546	Black Phosphate	M6	14mm	5.85mm	10.00mm	5.72mm
658467	Stainless Steel	M6	14mm	5.85mm	10.00mm	5.72mm
651334	Black Phosphate	M6	16mm	5.85mm	10.00mm	5.72mm
680015	Stainless Steel	M6	16mm	5.85mm	10.00mm	5.72mm
651573	Black Phosphate	M6	18mm	5.85mm	10.00mm	5.72mm
683159	Stainless Steel	M6	18mm	5.85mm	10.00mm	5.72mm
651337	Black Phosphate	M6	20mm	5.85mm	10.00mm	5.72mm
683162	Stainless Steel	M6	20mm	5.85mm	10.00mm	5.72mm
651338	Black Phosphate	M6	25mm	5.85mm	10.00mm	5.72mm
658592	Black Phosphate	M6	35mm	5.85mm	10.00mm	5.72mm
651342	Black Phosphate	M8	12mm	7.82mm	13.10mm	6.86mm
651575	Black Phosphate	M8	14mm	7.82mm	13.10mm	6.86mm
651344	Black Phosphate	M8	16mm	7.82mm	13.10mm	6.86mm
683160	Stainless Steel	M8	16mm	7.82mm	13.10mm	6.86mm
651577	Black Phosphate	M8	18mm	7.82mm	13.10mm	6.86mm
683161	Stainless Steel	M8	18mm	7.82mm	13.10mm	6.86mm
651346	Black Phosphate	M8	20mm	7.82mm	13.10mm	6.86mm
681379	Stainless Steel	M8	20mm	7.82mm	13.10mm	6.86mm
651350	Black Phosphate	M8	25mm	7.82mm	13.10mm	6.86mm
651616	Black Phosphate	M8	30mm	7.82mm	13.10mm	6.86mm
651354	Bright Zinc	M8	30mm	7.82mm	13.10mm	6.86mm
682660	Black Phosphate	M8	35mm	7.82mm	13.10mm	6.86mm

# Metric Fasteners

## SOCKET HEAD SOCKET CAP SCREWS (CONTINUED)

ITEM#	FINISH	A	B	C	D	E
651542	Black Phosphate	M8	40mm	7.82mm	13.10mm	6.86mm
651562	Black Phosphate	M8	45mm	7.82mm	13.10mm	6.86mm
651553	Black Phosphate	M8	50mm	7.82mm	13.10mm	6.86mm
651563	Black Phosphate	M8	60mm	7.82mm	13.10mm	6.86mm
651564	Black Phosphate	M8	80mm	7.82mm	13.10mm	6.86mm
651552	Black Phosphate	M8	90mm	7.82mm	13.10mm	6.00mm
651541	Black Phosphate	M10	40mm	9.82mm	13.10mm	8.10mm

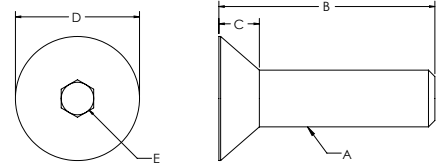
## SOCKET HEAD CAP SCREWS COMBINATION PARTS

ITEM#	SERIES	BOLT ITEM	FINISH	THREAD	LENGTH	TNUT ITEM	TNUT TYPE	FINISH
651597	10	658467	Stainless Steel	M6	14mm	651386	Economy	Black Zinc
651734	10	651334	Black Phosphate	M6	16mm	651386	Economy	Black Zinc
651598	10	680015	Stainless Steel	M6	16mm	651386	Economy	Black Zinc
651599	10	683159	Stainless Steel	M6	18mm	651386	Economy	Black Zinc
651600	10	683162	Stainless Steel	M6	20mm	651386	Economy	Black Zinc
651787	40	699933	Black Phosphate	M5	16mm	651646	Drop-In	Bright Zinc
651776	40	651332	Black Phosphate	M6	12mm	651366	Economy	Black Zinc
651608	40	658467	Stainless Steel	M6	14mm	651366	Economy	Black Zinc
651774	40	651334	Black Phosphate	M6	16mm	651366	Economy	Black Zinc
651609	40	680015	Stainless Steel	M6	16mm	651366	Economy	Black Zinc
651610	40	683159	Stainless Steel	M6	18mm	651366	Economy	Black Zinc
651775	40	651337	Black Phosphate	M6	20mm	651366	Economy	Black Zinc
651611	40	683162	Stainless Steel	M6	20mm	651366	Economy	Black Zinc
651777	40	651338	Black Phosphate	M6	25mm	651366	Economy	Black Zinc
651778	40	682072	Black Phosphate	M6	30mm	651366	Economy	Black Zinc
651779	40	682542	Black Phosphate	M6	40mm	651366	Economy	Black Zinc
651780	40	651344	Black Phosphate	M8	16mm	651367	Economy	Black Zinc
651612	40	683160	Stainless Steel	M8	16mm	651367	Economy	Black Zinc
651769	40	651577	Black Phosphate	M8	18mm	651367	Economy	Black Zinc
651613	40	683161	Stainless Steel	M8	18mm	651367	Economy	Black Zinc
651614	40	681379	Stainless Steel	M8	20mm	651367	Economy	Black Zinc
651512	40	651344	Black Phosphate	M8	16mm	651367	Economy	Bright Zinc
651426	40	651346	Black Phosphate	M8	20mm	651367	Economy	Bright Zinc

## FLATHEAD SOCKET CAP SCREW



- Grade 8 or stronger
- Alloy steel
- ANSI B18.3 rating



ITEM#	FINISH	A	B	C	D	E
651680	Black Phosphate	M4	8mm	2.20mm	8.00mm	2.5mm
682924	Black Phosphate	M5	16mm	3.00mm	9.70mm	3mm
651582	Black Phosphate	M5	20mm	3.00mm	9.70mm	3mm
651515	Black Phosphate	M6	12mm	3.72mm	11.78mm	4mm
651571	Black Phosphate	M6	14mm	3.72mm	11.78mm	4mm
651516	Black Phosphate	M6	16mm	3.72mm	11.78mm	4mm
651572	Black Phosphate	M6	18mm	3.72mm	11.78mm	4mm
651549	Black Phosphate	M6	20mm	3.72mm	11.78mm	4mm
683581	Black Phosphate	M6	22mm	3.72mm	11.78mm	4mm
651578	Black Phosphate	M8	12mm	4.96mm	15.66mm	5mm
651574	Black Phosphate	M8	14mm	4.96mm	15.66mm	5mm
651517	Black Phosphate	M8	16mm	4.96mm	15.66mm	5mm
651576	Black Phosphate	M8	18mm	4.96mm	15.85mm	5mm
651518	Bright Zinc	M8	20mm	4.96mm	15.85mm	5mm

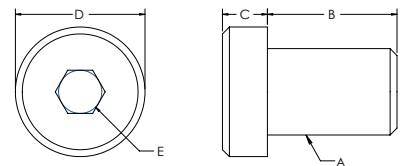
### FLAT HEAD CAP SCREWS COMBINATION PARTS

ITEM#	SERIES	BOLT ITEM	FINISH	THREAD	LENGTH	TNUT ITEM	TNUT TYPE	FINISH
651728	40	682924	Black Phosphate	M5	16mm	671338	Hammer Nut	Bright Zinc
651729	40	651582	Black Phosphate	M5	20mm	671338	Hammer Nut	Bright Zinc
651768	40	651571	Black Phosphate	M6	14mm	651366	Economy	Black Zinc
651773	40	651516	Black Phosphate	M6	16mm	651366	Economy	Black Zinc
651741	40	651516	Black Phosphate	M6	20mm	651352	Hex Nut	Black Zinc

## LOWHEAD SOCKET CAP SCREW

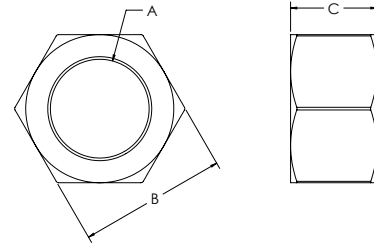


- Grade 8 or stronger
- Alloy steel
- ANSI B18.3 rating



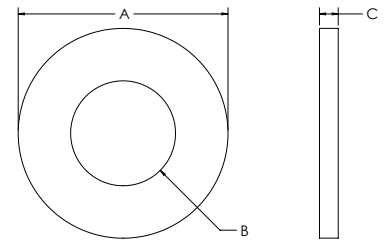
ITEM#	FINISH	A	B	C	D	E
683074	Stainless Steel	M8	25.00mm	5.00mm	13.00mm	5mm
682961	Black Phosphate	M8	30.00mm	4.93mm	12.90mm	5mm

## HEX NUTS



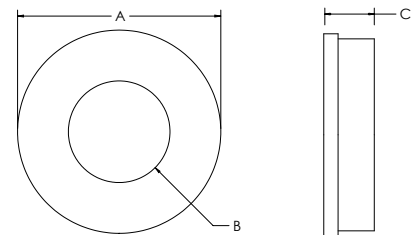
ITEM#	FINISH	A	B	C
651352	Black Zinc	M6	9.80mm	4.80mm
651353	Black Zinc	M8	12.80mm	6.30mm
680597	Bright Zinc	M12	18.80mm	9.80mm

## WASHERS



ITEM#	FINISH	TYPE	A	B	C
651550	Bright Zinc	M5	10.00mm	5.20mm	1.00mm
651388	Bright Zinc	M6	11.80mm	6.50mm	1.60mm
651387	Black Zinc	M8	15.70mm	8.50mm	1.75mm
681813	Bright Zinc	M10	19.75mm	10.60mm	2.00mm

## WASHERS WITH RUBBER SEAL

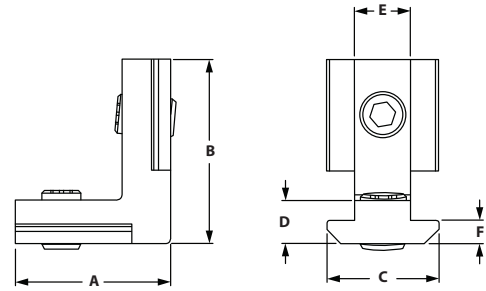


ITEM#	FINISH	TYPE	A	B	C
683422	Stainless Steel	M6	12.70mm	6.60mm	2.50mm
683139	Stainless Steel	M8	15.88mm	8.38mm	2.50mm

## INNER CONNECTORS



- Connects two extrusions at a 90° angle
- No machining required



**ITEM#**  
671654

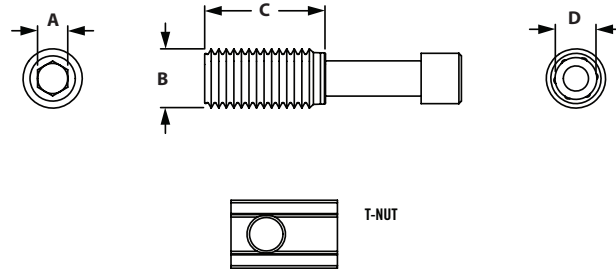
**SERIES**  
40

**A** 21.00mm   **B** 30.00mm   **C** 15.80mm   **D** 7.80mm  
**E** 8.00mm   **F** 6.00mm

## T-MATIC CONNECTORS



- Connects two extrusions at a 90° angle
- No machining required
- T-nut included



**ITEM#**  
683553

**SERIES**  
40

**FINISH**  
Bright Zinc

**A** 6.00mm   **B** 12.00mm   **C** 24.00mm   **D** T50

683583

40

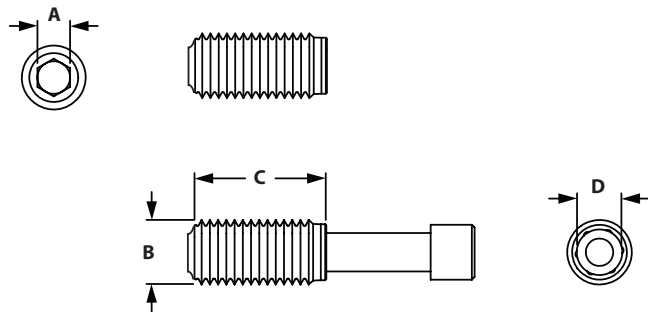
Stainless Steel

6.00mm   12.00mm   24.00mm   T50

## T-MATIC BUTT CONNECTORS



- Connects two extrusions face-to-face
- No machining required



**ITEM#**  
683619

**SERIES**  
40

**FINISH**  
Stainless Steel

**SCREW**  
M6 X 50mm SHCS

**A** 6.00mm   **B** 12.00mm   **C** 31.00mm   **D** 6.00mm

# CONTENT

## 05 TSLOTS Hardware

Hinges .....	398-402
Handles .....	403-405
Door Catches .....	406-411
Door Slide Track .....	411
Tool Hangers & Clamp .....	412-413
Binder Clips & Binding Blocks .....	413-414
End Caps & Covers .....	415-416
Casters .....	417-419
Leveling Feet .....	420-421
Base Plates .....	422-424
Floor Mounts .....	425
Pivot Joints .....	426-427



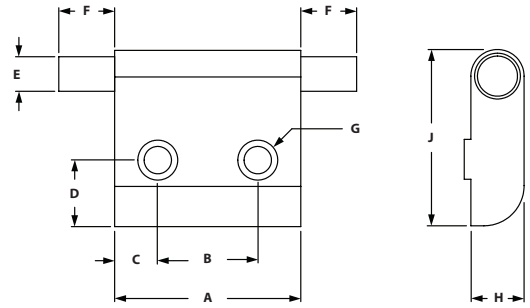
# 05 HARDWARE METRIC

# Heavy Duty Lift Off Hinges

## HEAVY DUTY LIFT OFF HINGES



- Heavy duty lift off hinges are strong and durable
- Mounting fasteners included



### RIGHT HAND HINGES

ITEM#	SERIES	PIN	A	B	C	D	E	F	G	H	J
699689	40	Short	44.45mm	23.88mm	10.29mm	15.88mm	6.35mm	9.14mm	6.53mm	12.70mm	43.05mm
699690	40	Long	44.45mm	23.88mm	10.29mm	15.88mm	6.35mm	19.05mm	6.53mm	12.70mm	43.05mm

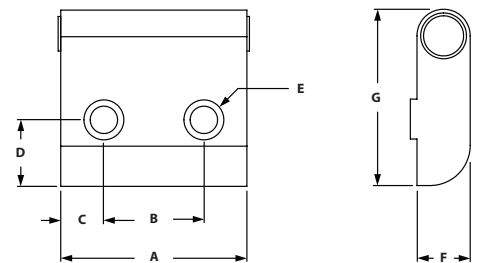
### LEFT HAND HINGES

ITEM#	SERIES	PIN	A	B	C	D	E	F	G	H	J
699691	40	Short	44.45mm	23.88mm	10.29mm	15.88mm	6.35mm	9.14mm	6.53mm	12.70mm	43.05mm
699692	40	Long	44.45mm	23.88mm	10.29mm	15.88mm	6.35mm	19.05mm	6.53mm	12.70mm	43.05mm

## HEAVY DUTY HINGE BUSHINGS



- Heavy duty bushing for lift off hinges to create assemblies
- Bronze bushing used for durability
- Mounting fasteners included



ITEM#	SERIES	A	B	C	D	E	F	G
699693	40	44.45mm	23.88mm	10.29mm	15.88mm	6.53mm	12.70mm	43.05mm

### INCLUDED FASTENERS

SERIES	QTY	BOLT #	BOLT DESCRIPTION	TNUT #	TNUT DESCRIPTION
40	2	651334	M6 x 16mm SHCS	651366	Economy

## HEAVY DUTY LIFT OFF HINGE ASSEMBLIES



- Heavy duty hinge assembly comes with 1 bushing and 1 left or right hinge
- Short and long pins are available
- Mounting fasteners included

### ASSEMBLY PARTS

ITEM#	SERIES	PIN	STYLE	BUSHING (QTY)	HINGE (QTY)
699694	40	Short	Left Hand	699693 (1)	699691 (1)
699695	40	Short	Right Hand	699693 (1)	699689 (1)
699696	40	Long	Left Hand	699693 (1)	699692 (1)
699697	40	Long	Right Hand	699693 (1)	699690 (1)

## HEAVY DUTY LIFT OFF PAIR HINGE ASSEMBLIES



- Heavy duty lift off pair assembly comes with 2 bushings and 1 short and long hinge
- Available in left and right hand
- Mounting fasteners included

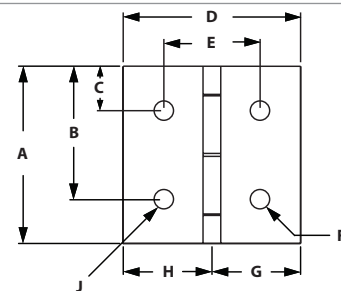
### ASSEMBLY PARTS

ITEM#	SERIES	STYLE	BUSHING (QTY)	SHORT HINGE (QTY)	LONG HINGE (QTY)
699698	40	Left Hand	699693 (2)	699691 (1)	699692 (1)
699699	40	Right Hand	699693 (2)	699689 (1)	699690 (1)

## ALUMINUM HINGES



- Hinges TSLOTS extrusions together
- Low profile mounts to T-Slot
- Clear anodize finish matches T-slot finish
- Gap of .050" between extrusions



ITEM#	SERIES	A	B	C	D	E	F	G	H	J	CAPACITY
655082	40	3.000"	2.250"	.750"	3.000"	1.625"	.328"	1.500"	1.500"	.328"	75lbs

### RECOMMENDED FASTENERS

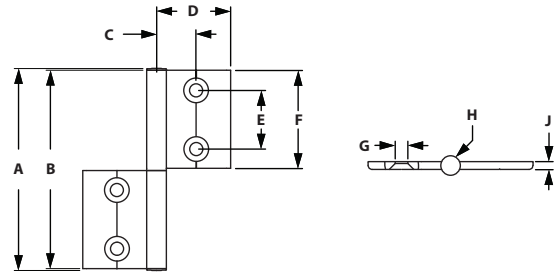
ITEM#	SERIES	QTY	DESCRIPTION
651767	40	4	M8 x 12mm BHSCS & Economy Trut

# TSLOTS Hardware

## CONCEALED ALUMINUM HINGE



- For panels and aluminum profiles
- Individual assembly of concealed hinges



ITEM#	SERIES	A	B	C	D	E	F	G	H	J
682865	40	103mm	101mm	25mm	42mm	30mm	50mm	ø6.4mm	ø10mm	4mm

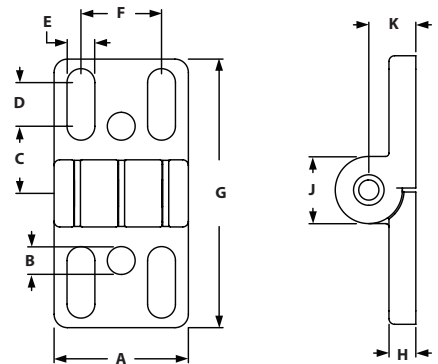
### RECOMMENDED FASTENERS

ITEM#	SERIES	QTY	DESCRIPTION
651768	40	4	M6 x 14mm FHSCS & Economy Tnut

## UNIVERSAL DOOR HINGE WITH OBLONG HOLES



- Hinges panels or extrusions
- Oblong holes allow you to adjust the gap of the door or panel
- Die-cast black powder coated



ITEM#	SERIES	A	B	C	D	E	F	G	H	J	K
655768	40	40mm	8.3mm	20mm	13mm	8.3mm	24mm	80mm	8mm	20mm	14mm

### RECOMMENDED FASTENERS (TO EXTRUSION SLOT)

ITEM#	SERIES	QTY	DESCRIPTION
651769	40	4	M8 x 18mm SHCS & Offset Economy Tnut

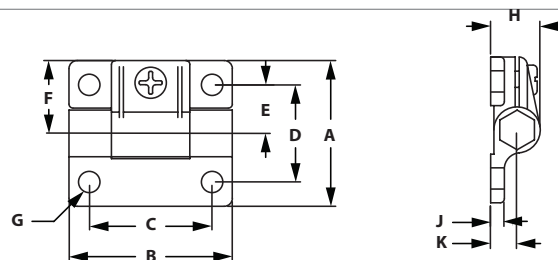
### RECOMMENDED FASTENERS (TO PANEL)

ITEM#	SERIES	QTY	BOLT
651770	40	4	M8 x 20mm FHSCS w/Hex Nut & Washer

## PLASTIC ADJUSTABLE HINGES



- Allows you to mount plastic panels and doors directly to TSLOTS
- Adjustable hinge allows you to increase or decrease pivot tension
- Adjustable Hinges are not suitable for hinging two TSLOTS extrusions together



ITEM#	SERIES	A	B	C	D	E	F	G	H	J	K
655077	40	57.15mm	63.50mm	47.75mm	38.10mm	19.00mm	28.58mm	6.86mm	19.56mm	5.08mm	10.40mm

### RECOMMENDED FASTENERS (MOUNT TO EXTRUSION)

ITEM#	SERIES	QTY	DESCRIPTION
651771	40	2-4	M6 x 16mm BHSCS & Economy Tnut

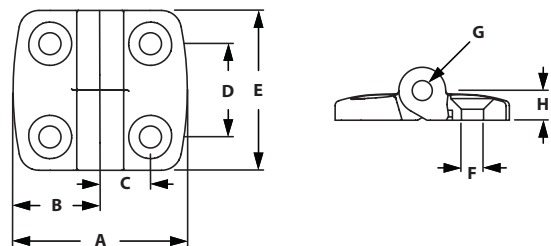
### RECOMMENDED FASTENERS (MOUNT TO PANEL)

ITEM#	SERIES	QTY	DESCRIPTION
651772	40	2	M6 x 20mm BHSCS w/Hex Nut & Washer

## PLASTIC LIFT OFF HINGES



- Hinges panels or extrusions
- Black fiberglass reinforced nylon, stainless steel bolt



ITEM#	SERIES	LIFT OFF	A	B	C	D	E	F	G	H
655776	40	Right Hand	77mm	38.5mm	22.5mm	28mm	48mm	6.6mm	14mm	9mm
655775	40	Left Hand	77mm	38.5mm	22.5mm	28mm	48mm	6.6mm	14mm	9mm

### RECOMMENDED FASTENERS (TO EXTRUSION SLOT)

ITEM#	SERIES	QTY	DESCRIPTION
651773	40	4	M6 x 16mm FHSCS & Offset Economy Tnut

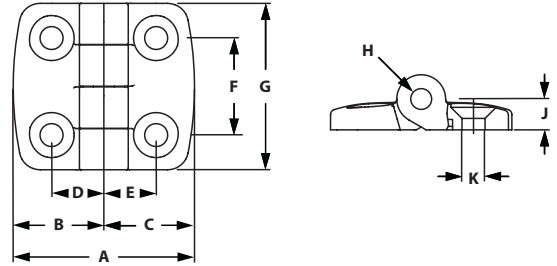
### RECOMMENDED FASTENERS (TO PANEL)

ITEM#	SERIES	QTY	BOLT
651741	40	4	M6 x 20mm FHSCS w/Hex Nut & Washer

## PLASTIC HINGES



- Black fiberglass reinforced nylon, stainlesssteel bolt
- Hinges TLOTS Extrusions together



ITEM#	SERIES	A	B	C	D	E	F	G	H	J	K
655680	40	71.00mm	35.50mm	35.50mm	20.00mm	20.00mm	28.00mm	48.00mm	6.00mm	9.00mm	6.60mm

### RECOMMENDED FASTENERS

ITEM#	SERIES	QTY	DESCRIPTION
651773	40	4	M6 x 16mm FHSCS & Economy Tnut

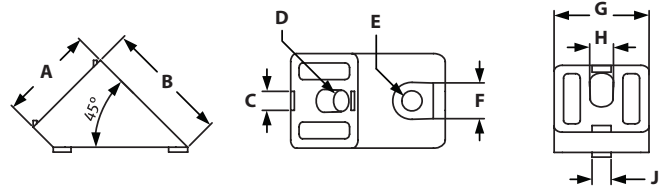
### RECOMMENDED FASTENERS (TO PANEL)

ITEM#	SERIES	QTY	BOLT
651741	40	4	M6 x 20mm FHSCS w/Hex Nut & Washer

## 45° CONNECTOR ANGLE 40



- Connects two extrusions at 45° angle
- Die-cast zinc



ITEM#	SERIES	A	B	C	D	E	F	G	H	J
655767	40	40mm	52mm	8mm	9mm	8.5mm	15mm	40mm	10mm	8mm

### RECOMMENDED FASTENERS (EXTRUSION SLOT)

ITEM#	SERIES	QTY	BOLT	TNUT
651512	40	1	M8 x 16mm SHCS	Economy

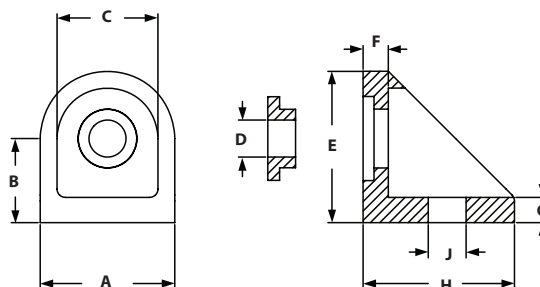
### RECOMMENDED FASTENERS (EXTRUSION END)

ITEM#	SERIES	QTY	BOLT
651350	40	1	M8 x 16mm SHCS

## ADJUSTABLE ANGLE 40



- Connects extrusions at various angles
- Can be turned freely when mounted
- Die-cast zinc



ITEM#	SERIES	A	B	C	D	E	F	G	H	J
664110	40	32mm	20mm	24mm	8.8mm	36mm	6mm	6mm	36mm	9mm

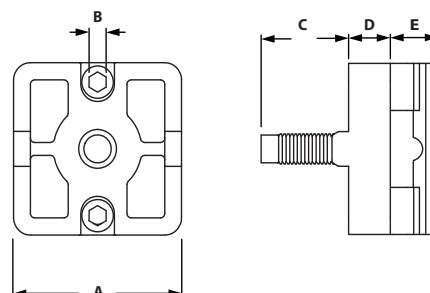
### RECOMMENDED FASTENERS

ITEM#	SERIES	QTY	BOLT	TNUT
651512	40	1	M8 x 16mm SHCS	Economy

## PLATE CONNECTOR



- Connects two extrusions to form a tee connection
  - Connecting hardware included
    - 1 wedge, zinc plated
    - 2 M4 x 14mm Cylinder Head Screws
    - 1 Self Tapping SF7 x 25mm Hex Screw
- \* HARDWARE INCLUDED

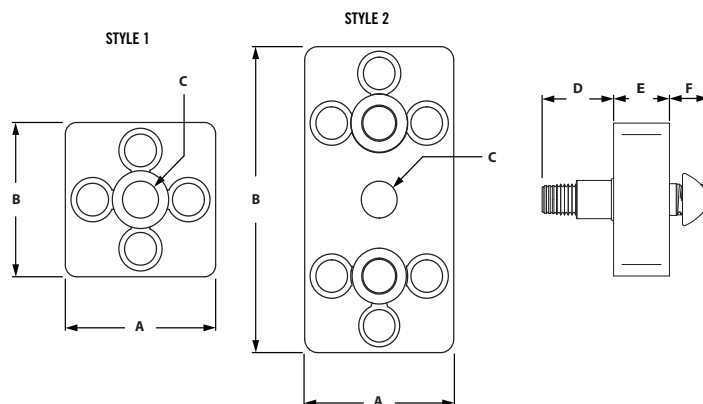


ITEM#	MATERIAL	COLOR	SERIES	A	B	C	D	E
683585	Plastic	Black	40	40MM	4mm	21mm	10mm	11.5mm

## PLATE CONNECTOR



- Connects two extrusions to form a tee connection
- Connecting hardware included
  - STYLE 1
    - 1 Self Tapping SF7 x 25mm Screw
    - 1 M8 Double tnut
    - 2 M8 Shaft Screws
  - STYLE 2
    - 2 Self Tapping SF7 x 25mm Screw
    - 1 M8 Double tnut
    - M8 Shaft Screws



ITEM#	F	SERIES	STYLE	A	B	C	D	E	F
683605	Plain	40	1	40mm	40mm	10mm	19mm	15mm	10.5mm
683604	Alu Color	40	1	40mm	40mm	10mm	19mm	15mm	10.5mm
683586	Alu Color	40	2	40mm	80mm	10mm	19mm	15mm	10.5mm

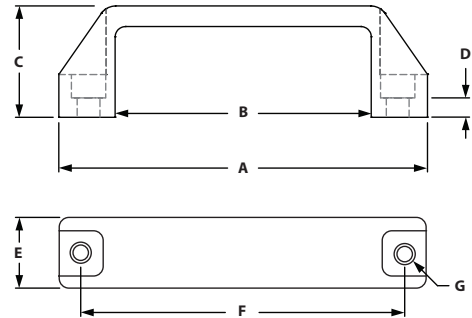
\* HARDWARE INCLUDED

# TSLOTS Hardware

## PLASTIC DOOR HANDLES



- Mounts directly to Tslots or machined panel
- Made of black nylon



ITEM#	SIZE	SERIES	A	B	C	D	E	F	G
655059	Medium	40	136.40mm	94.70mm	41.15mm	6.10mm	26.16mm	114.30mm	8.51mm
655058	Large	40	198.40mm	150.60mm	50.80mm	7.90mm	30.00mm	177.00mm	8.51mm

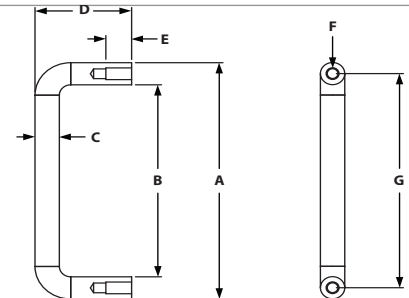
### RECOMMENDED FASTENERS

ITEM#	SERIES	QTY	DESCRIPTION
651769	40	2	M8 x 18mm SHCS & Economy Tnut

## STEEL DOOR HANDLES



- Mounts directly to panel
- Machining required



ITEM#	SERIES	A	B	C	D	E	F	G
655068	40	84.10mm	68.30mm	7.90mm	31.20mm	7.95mm	8-32 TAP	83.80mm

### INCLUDED FASTENERS

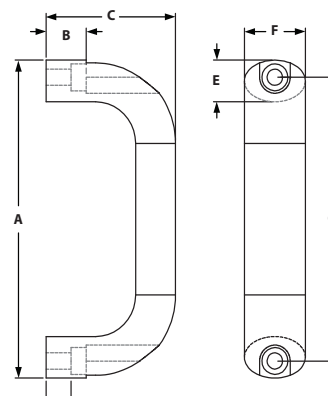
ITEM#	QTY	DESCRIPTION
651006	2	8-32 x 1/2" BHSCS



## ALUMINUM DOOR HANDLES



- Mounts directly in extrusion slot or machined panel
- Corrosion resistant



ITEM#	SERIES	A	B	C	D	E	F	G
655562	40	130.00mm	17.00mm	55.10mm	10.80mm	17.00mm	25.90mm	116.00mm

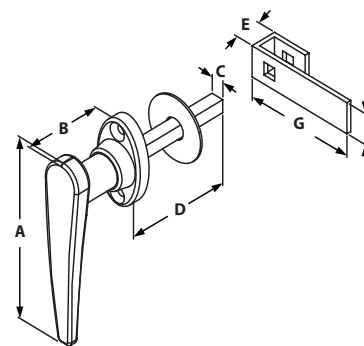
### RECOMMENDED FASTENERS

ITEM#	SERIES	QTY	DESCRIPTION
651775	40	2	M6 x 20mm SHCS & Economy Trut

## DELUXE DOOR HANDLE



- Corrosion resistant chrome finish
- Ideal for cabinets and guarding
- Door Latch Milling Machining Service required – item number 660086, page 469.



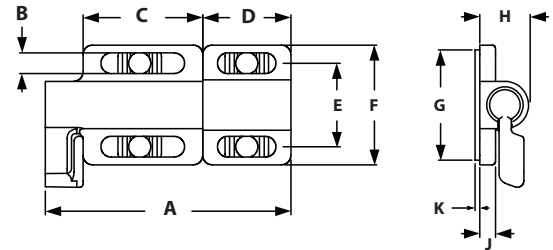
ITEM#	TYPE	SERIES	A	B	C	D	E	F	G
655053	Non-Locking	40	111.10mm	50.80mm	7.90mm	65.86mm	19.00mm	19.00mm	69.90mm
655061	Locking	40	111.10mm	50.80mm	7.90mm	65.86mm	19.00mm	19.00mm	69.90mm

# TSLOTS Hardware

## 90° DEADBOLT LATCH



- Positive, spring loaded deadbolt
- Ideal for enclosure doors
- Stainless Steel bolt and spring



ITEM#	SERIES	A	B	C	D	E	F	G	H	J	K
655103	40	78.00mm	6.60mm	38.00mm	30.00mm	26.50mm	38.00mm	35.00mm	16.00mm	5.00mm	1.50mm

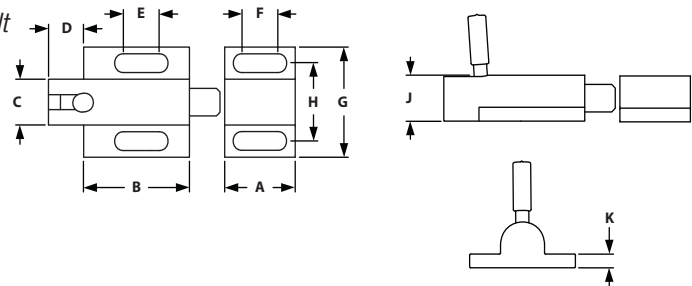
### INCLUDED FASTENERS

ITEM#	QTY	DESCRIPTION
651022	4	1/4-20 x 1/2" SHCS
651163	4	1/4-20 Economy Trnut

## 0° DEADBOLT W/ TOP LATCH



- Positive, spring loaded deadbolt
- Ideal for enclosure doors
- Stainless steel bolt and spring



ITEM#	SERIES	A	B	C	D	E	F	G	H	J	K
655051	40	25.40mm	38.10mm	15.90mm	12.70mm	12.90mm	12.70mm	38.10mm	27.00mm	15.90mm	4.75mm

### RECOMMENDED FASTENERS

ITEM#	SERIES	QTY	DESCRIPTION
651776	40	4	M6 X 12mm SHCS & Economy Trnut

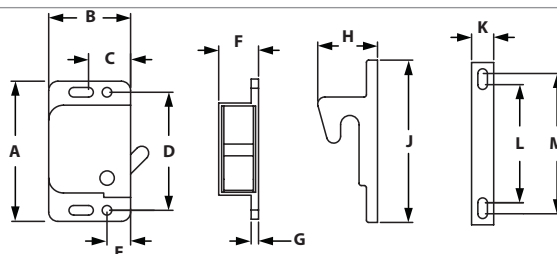
### INCLUDED FASTENERS

ITEM#	SERIES	QTY	DESCRIPTION
651022	10	4	1/4-20 x 1/2" SHCS
651163	10	4	1/4-20 Economy T-nut

## GRABBER™ DOOR CATCH



- Mounts inside your enclosure
- Push to close, pull to open
- Spring loaded over center action
- 3 pull-up forces to choose from
- Corrosion resistant black ABS



ITEM#	PULL FORCE	SERIES	A	B	C	D	E	F	G	H	J	K	L	M
655067	3 lb	40	48.30mm	28.20mm	14.50mm	40.64mm	8.10mm	13.70mm	2.50mm	20.58mm	55.90mm	7.60mm	40.64mm	48.30mm
655085	5 lb	40	48.30mm	28.20mm	14.50mm	40.64mm	8.10mm	13.70mm	2.50mm	20.58mm	55.90mm	7.60mm	40.64mm	48.30mm
655118	10 lb	40	48.30mm	28.20mm	14.50mm	40.64mm	8.10mm	13.70mm	2.50mm	20.58mm	55.90mm	7.60mm	40.64mm	48.30mm

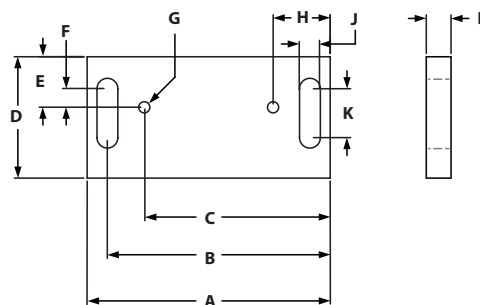
### INCLUDED FASTENERS

ITEM#	QTY	DESCRIPTION
651020	4	6-32 x 3/8" BHSCS

## GRABBER™ DOOR CATCH MOUNTING PLATES



- Mounts Grabber™ Door Catch to TSLOTS



ITEM#	SERIES	A	B	C	D	E	F	G	H	J	K
655117	40	76.20mm	69.90mm	58.30mm	38.10mm	15.90mm	10.00mm	6-32	17.90mm	6.50mm	15.40mm

### RECOMMENDED FASTENERS

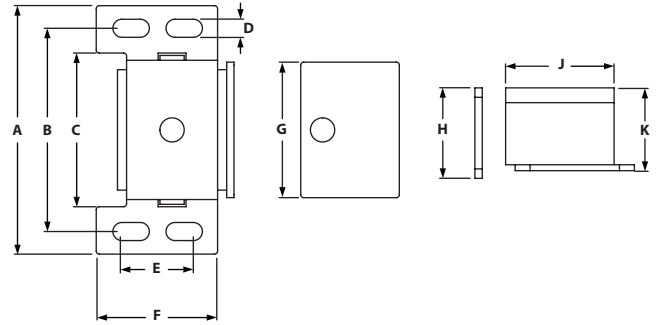
ITEM#	SERIES	QTY	DESCRIPTION
651793	40	2	M6 x 18mm BHSCS & Economy Tnut

# TLOTS Hardware

## MAGNETIC DOOR CATCH



- Ideal for latching panels in place
- Fasteners included
- To mount to extrusion, use either Magnetic Door Catch Bracket on page 396 for 0° or 90° connection.



ITEM#	SERIES	A	B	C	D	E	F	G	H	J	K
655087	40	53.10mm	39.90mm	31.00mm	4.10mm	15.20mm	25.40mm	28.70mm	19.60mm	23.10mm	17.80mm

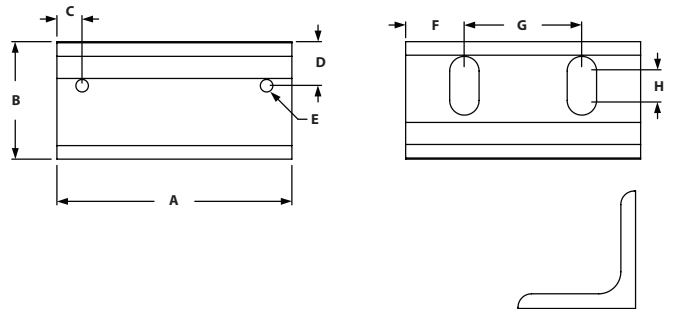
### INCLUDED FASTENERS

ITEM#	QTY	DESCRIPTION
651466	1	6-32 X 1/2 FHSCS
651020	2	6-32 X 3/8 BHSCS
651465	3	6-32 Black Zinc Tnut

## MAGNETIC DOOR CATCH BRACKET



- Use with Magnetic Door Catch



ITEM#	SERIES	A	B	C	D	E-TAP	F	G	H
655471	40	50.80mm	25.40mm	5.59mm	9.65mm	6-32	12.70mm	25.40mm	6.35mm

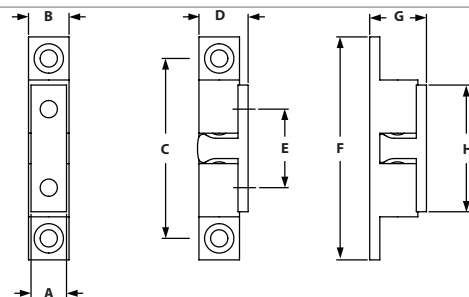
### INCLUDED FASTENERS

ITEM#	QTY	DESCRIPTION
651021	2	1/4-20 x 1/2" BHSCS
651080	2	1/4" Washer
651163	2	1/4-20 Economy Tnut

## DOUBLE BALL CATCH



- Brass - chrome plated
- Quick catch for doors, adjustable clamping force
- Can clamp in 2 positions (sideways/front)

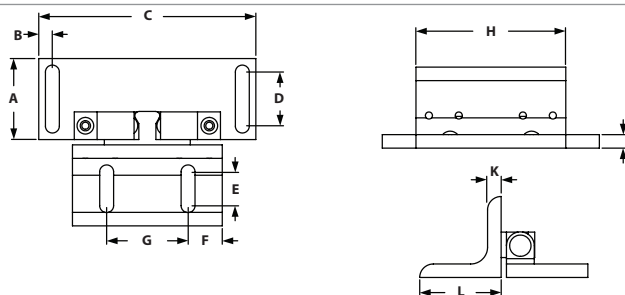


ITEM#	SERIES	A	B	C	D	E	F	G	H
657169	40	12mm	13mm	58mm	15.2mm	30mm	68.4mm	18.1mm	40.2mm

## DOUBLE BALL CATCH ASSEMBLY



- Assembly comes with Ball catch bracket, plate, and Double Ball Catch, fasteners included
- Tension adjustable with two spring-loaded screws
- Strong and durable



ITEM#	SERIES	A	B	C	D	E	F	G	H	J	K	L
699769	40	38.10mm	6.40mm	101.60mm	25.40mm	15.90mm	16.00mm	38.10mm	70.10mm	6.35mm	6.35mm	38.10mm

### INCLUDED FASTENERS

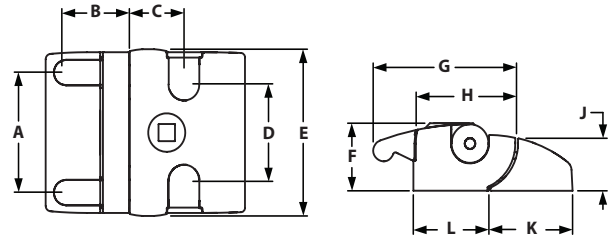
ITEM#	QTY	DESCRIPTION
657169	1	Double Ball Catch
699766	1	Ball Catch Bracket
699768	1	Ball Catch Plate
651024	4	1/4-20 x 5/8" SHCS
651105	4	1/4-20 Econ Trnut
651680	4	M4 x .8 FHSCS

# TSLOTS Hardware

## SLAM LATCH



- Black powder coat
- Ideal for cabinets and guarding




ITEM#	TYPE	SERIES	A	B	C	D	E	F	G	H	J	K	L
671072	Universal Key	40	56mm	29.5mm	27mm	45mm	78mm	32mm	69mm	49.5mm	25.4mm	39.5mm	36.5mm
671073	Unique Key	40	56mm	29.5mm	27mm	45mm	78mm	32mm	69mm	49.5mm	25.4mm	39.5mm	36.5mm
671074	Without Key	40	56mm	29.5mm	27mm	45mm	78mm	32mm	69mm	49.5mm	25.4mm	39.5mm	36.5mm

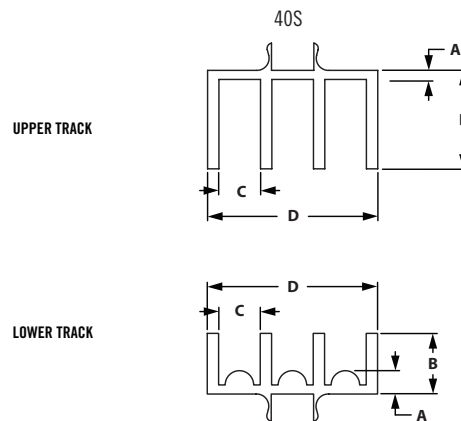
### RECOMMENDED FASTENERS

ITEM#	SERIES	QTY	DESCRIPTION
651774	40	4	M6 x 16mm SHCS & Offset Economy Trut

## DOOR SLIDE TRACK



- Snaps into T-Slot
- Deeper slot in upper track allows panel to be inserted after frame is assembled
- Radius bearing surface in lower track allows for easier sliding

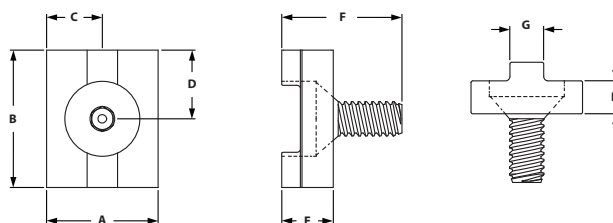


ITEM#	SERIES	TRACK	LENGTH	A	B	C	D
655188	40	Upper	145"	1.50mm	16.51mm	7.00mm	28.60mm
655190	40	Lower	145"	3.90mm	10.20mm	7.00mm	28.60mm

## DOOR GLIDES



- Bolts to profile and rotates and the door moves
- Used for profiles to glide along the profile
- Made from UHMW polyethelene



ITEM#	SERIES	A	B	C	D	E	F	G	H
655066	40	31.50mm	38.10mm	15.80mm	19.10mm	9.53mm	22.23mm	7.80mm	6.10mm

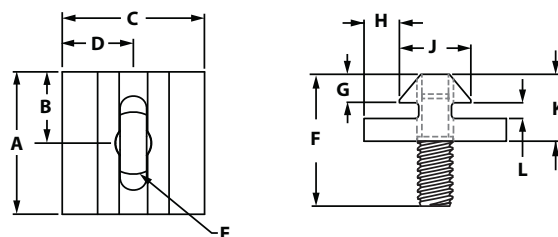
### INCLUDED FASTENERS

ITEM#	SERIES	QTY	BOLT
651655	40	1	5/16-18 x 3/4" FHSCS

## TOP MOUNT BIFOLD DOOR HANGER



- Allows you to make a sliding or bifold door without using a bottom sliding rail.
- Fastens to extrusion end
- Rotates freely as door pivots
- Made from UHMW polyethelene

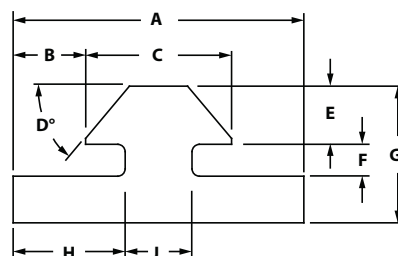


ITEM#	SERIES	THREAD	A	B	C	D	E	F	G	H	J	K	L
655050	40	5/16-18	38.10mm	19.10mm	38.10mm	19.10mm	5/16-18	43.40mm	6.70mm	9.30mm	19.60mm	17.80mm	5.00mm

## TOP MOUNT BIFOLD DOOR HANGER PROFILE



- Allows you to make your own door hangers
- Made from UHMW polyethelene



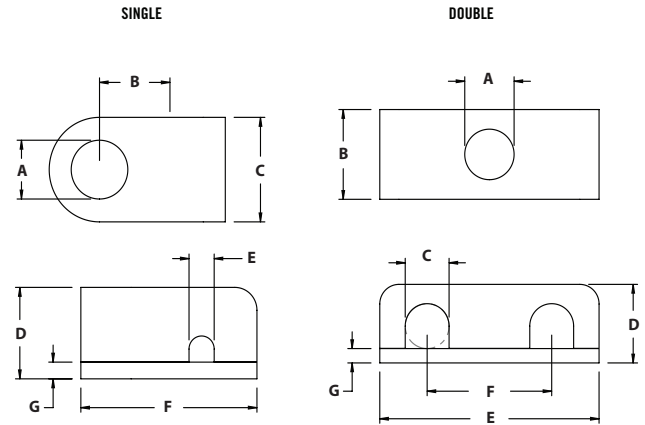
ITEM#	SERIES	LENGTH	A	B	C	D	E	F	G	H	J
657087	40	145"	38.10mm	9.30mm	19.60mm	45°	6.70mm	5.00mm	17.80mm	15.24mm	7.60mm

# TSLOTS Hardware

## TUBE CLAMPS



- Organizes tubes and wires throughout your TSLOTS design
- Attaches easily to T-Slot
- Mounts 1/8" through 1" O.D. tubing and wires
- Oil, chemical and acid resistant
- Stackable design



### SINGLE

ITEM#	SERIES	WIRE SIZE	A	B	C	D	E	F	G
655331	40	3.20mm	7.14mm	9.53mm	12.70mm	11.13mm	3.20mm	22.23mm	1.60mm
655332	40	6.40mm	7.14mm	9.53mm	12.70mm	11.13mm	6.35mm	22.23mm	1.60mm
655333	40	9.50mm	7.14mm	11.13mm	15.90mm	14.30mm	9.53mm	27.00mm	1.60mm
655334	40	12.70mm	7.14mm	14.30mm	20.65mm	22.23mm	12.70mm	34.93mm	1.60mm
655335	40	19.00mm	7.14mm	19.05mm	20.65mm	30.18mm	19.05mm	42.90mm	1.60mm
655336	40	25.40mm	7.14mm	19.05mm	20.65mm	30.18mm	25.40mm	42.90mm	1.60mm

### DOUBLE

ITEM#	SERIES	WIRE SIZE	A	B	C	D	E	F	G
655337	40	3.20mm	7.14mm	12.70mm	3.18mm	11.13mm	31.75mm	17.48mm	1.60mm
655338	40	6.40mm	7.14mm	12.70mm	6.35mm	11.13mm	31.75mm	17.48mm	1.60mm
655339	40	9.50mm	7.14mm	15.90mm	9.53mm	14.30mm	39.70mm	22.23mm	1.60mm
655340	40	12.70mm	7.14mm	20.65mm	12.70mm	22.23mm	53.98mm	30.18mm	1.60mm
655341	40	19.00mm	7.14mm	20.65mm	19.05mm	30.18mm	71.45mm	38.10mm	1.60mm
655342	40	25.40mm	7.14mm	20.65mm	25.40mm	30.18mm	71.45mm	38.10mm	1.60mm

### RECOMMENDED FASTENERS

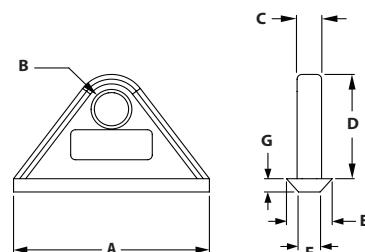
ITEM#	WIRE/TUBE SIZE	QTY	BOLT	TNUT
651775	3.20mm	1	M6 x 20mm SHCS	Economy
651777	6.40mm	1	M6 x 25mm SHCS	Economy
651777	9.50mm	1	M6 x 25mm SHCS	Economy
651778	12.70mm	1	M6 x 30mm SHCS	Economy
651779	19.00mm	1	M6 x 40mm SHCS	Economy
651779	25.40mm	1	M6 x 40mm SHCS	Economy



## TOOL HANGERS



- Ideal for hanging air tools, cable reels, heavy door panels or transporting cables
- Slides into the extrusion end and moves easily in the slot
- 100 lb. Capacity



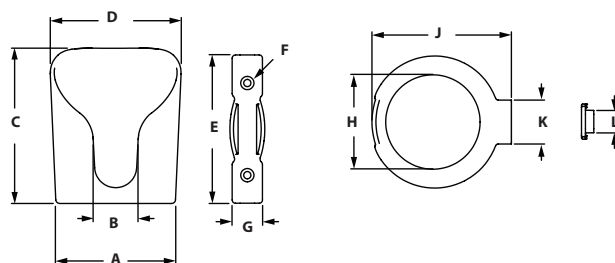
ITEM#	SERIES	A	B	C	D	E	F	G
655096	40	60.00mm	10.50mm	7.50mm	33.00mm	14.00mm	6.60mm	4.20mm

ITEM#	SLOT
671018	Snap Hook Tool

## CUP HOLDER



- To securely put down drinks, bottles, and cans
- Holds thermo bags, oil cans, or drills



ITEM#	VERSION	A	B	C	D	E	F	G	H	J	K	L
671078	Open Bottom	93mm	34mm	118mm	100mm	112mm	5.5mm	23mm	71mm	106mm	33mm	17mm
671079	Closed Bottom	93mm	34mm	118mm	100mm	112mm	5.5mm	23mm	N/A	106mm	33mm	17mm

### RECOMMENDED FASTENERS

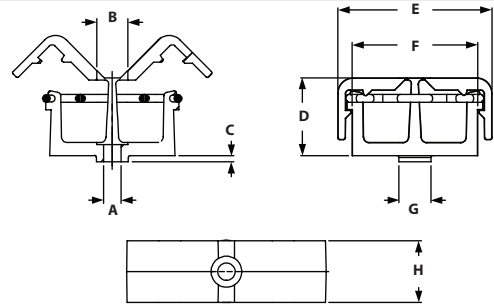
ITEM#	SERIES	QTY	DESCRIPTION
651728	40	2	M5 x 16mm FHSCS & Hammer Nut

# TSLOTS Hardware

## CLIP CABLE BINDER



- Max cable diameter 0.5"
- Fix cables to without need of cable ties
- Can be opened and closed



ITEM#	SERIES	A	B	C	D	E	F	G	H
671089	40	4.50mm	8.00mm	4.60mm	20.00mm	40.00mm	32.60mm	8.00mm	16.00mm

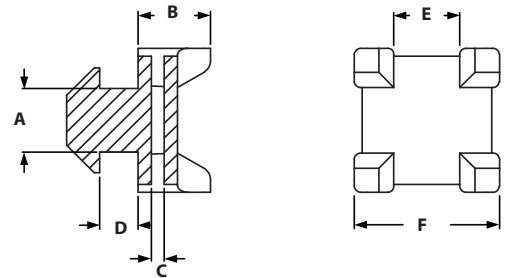
### RECOMMENDED FASTENERS

ITEM#	SERIES	QTY	DESCRIPTION
651732	40	1	8-32 x 5/8" SHCS & Drop-In Nut

## CROSS CABLE BINDING BLOCK



- To secure cables to extrusion in two directions
- Can be mounted into the slot by a quarter turn
- Fiberglass reinforced nylon
- 671680 works better for the Biopp, Biadj, Mono profiles

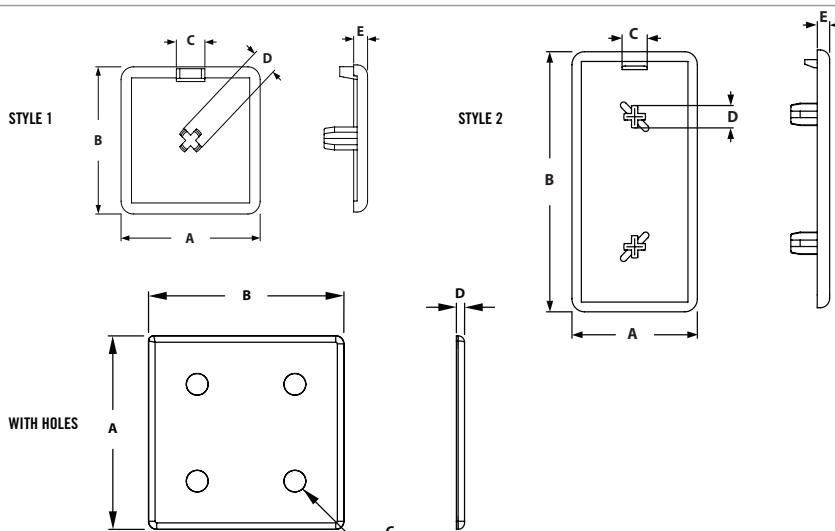


ITEM#	SERIES	A	B	C	D	E	F
671042	40	8.00mm	11.00mm	2.00mm	4.00mm	10.00mm	22.00mm
671680	40	8.00mm	11.00mm	2.00mm	4.30mm	10.00mm	22.00mm

## END CAPS



- Allows you to cap off extrusion ends
- Push in fasteners included with End Caps with Holes
- Can be mounted with M6 or M8 fasteners



### WITHOUT HOLES

ITEM#	SERIES	STYLE	MATERIAL	A	B	C	D	E
671734	20	1	Nylon	20mm	20mm	5mm	4.5mm	2.5mm
671735	20	2	Nylon	20mm	40mm	5mm	4.5mm	2.5mm
659054	40	1	ABS	40mm	40mm	8mm	7mm	4mm
659055	40	2	ABS	40mm	80mm	8mm	7mm	4mm

### WITH HOLES

ITEM#	SERIES	MATERIAL	A	B	C	D
659057	40	ABS	80mm	80mm	8.5mm	3mm

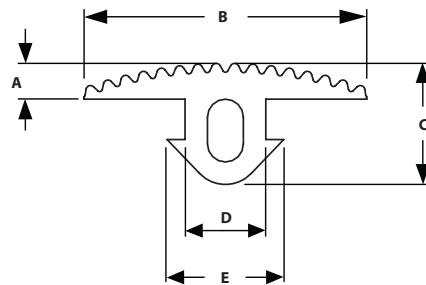
### INCLUDED PUSH-IN FASTENER

ITEM#	SERIES	HOLE DIAMETER
651090	40	6.4mm

## TSLOT COVER PROFILE



- Can be used as an anti-slip stair tread
- Sold by the meter
- Specify desired length- max length is 50 meters



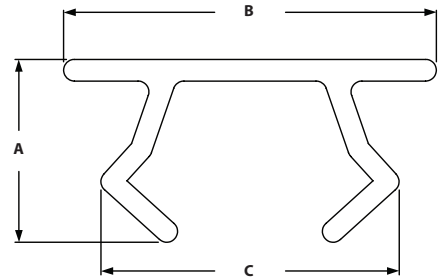
ITEM#	SERIES	A	B	C	D	E
655762	40	4.00mm	31.10mm	13.11mm	8.51mm	12.00mm

# TSLOTS Hardware

## ECONOMY TSLOTS COVERS



- Stocked in 6' lengths
- Covers slot to keep dust and dirt out
- Covers wires and tubes in slot

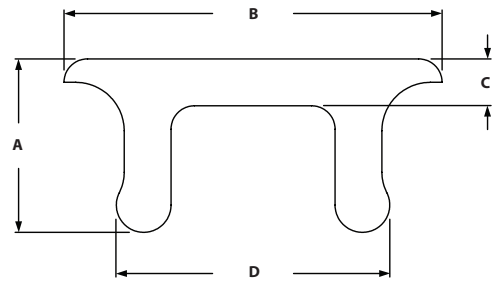


ITEM#	SERIES	LENGTH	COLOR	A	B	C
655523	40	72"	Yellow	7.2mm	12.8mm	10.6mm
655524	40	72"	Black	7.2mm	12.8mm	10.6mm
655525	40	72"	Gray	7.2mm	12.8mm	10.6mm
655526	40	72"	Red	7.2mm	12.8mm	10.6mm
655527	40	72"	Blue	7.2mm	12.8mm	10.6mm
655528	40	72"	Orange	7.2mm	12.8mm	10.6mm

## DELUXE TSLOTS COVERS



- Stocked in 8' lengths
- Covers slot to keep dust and dirt out
- Covers wires and tubes in slot
- Thicker and more durable than Economy Tslot Cover

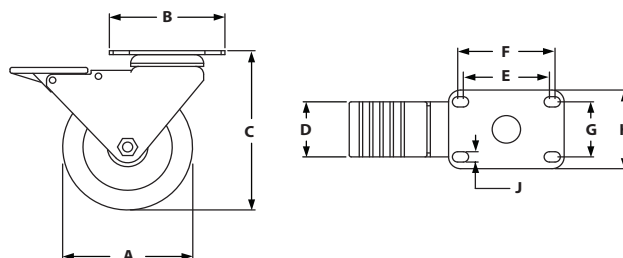
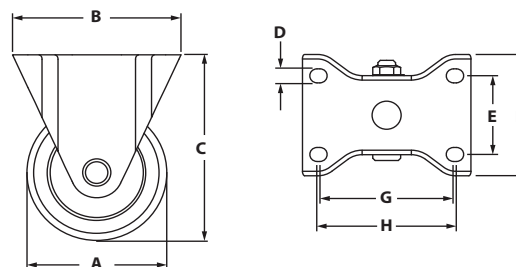


ITEM#	SERIES	LENGTH	COLOR	A	B	C	D
655105	40	96"	Black	7mm	12.3mm	2mm	9mm
655106	40	96"	Gray	7mm	12.3mm	2mm	9mm

## FLANGE MOUNT CASTERS



- Brake kits are optional on Furniture Style Casters
- 165 lb. to 265 lb. Capacity
- See page 412 for Flange Mount Base Plates



### RIGID CASTERS

ITEM#	SERIES	CAPACITY	A	B	C-HEIGHT	D	E	F	G	H	WHEEL COLOR
655239	40	210 lbs	76.20mm	92.10mm	96.85mm	8.33mm	44.45mm	60.30mm	73.00mm	76.20mm	Black
655241	40	255 lbs	101.60mm	92.10mm	130.20mm	8.33mm	44.45mm	60.30mm	73.00mm	76.20mm	Grey
655243	40	280 lbs	127.00mm	92.10mm	158.75mm	8.33mm	44.45mm	60.30mm	73.00mm	76.20mm	Grey

### SWIVEL CASTERS

ITEM#	SERIES	CAPACITY	A	B	C-HEIGHT	D	E	F	G	H	WHEEL COLOR
655245	40	210 lbs	76.20mm	92.10mm	96.85mm	44.45mm	71.45mm	77.80mm	44.45mm	63.50mm	Black
655247	40	255 lbs	101.60mm	92.10mm	130.20mm	44.45mm	71.45mm	77.80mm	44.45mm	63.50mm	Grey
655249	40	280 lbs	127.00mm	92.10mm	158.75mm	44.45mm	71.45mm	77.80mm	44.45mm	63.50mm	Grey

### RECOMMENDED FASTENERS (TO BASE PLATE)

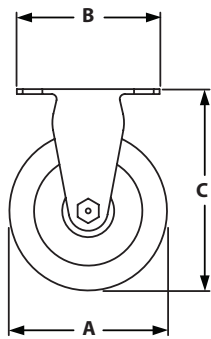
ITEM#	QTY	BOLT
651346	4	M8 x 20mm SHCS

# TSLOTS Hardware

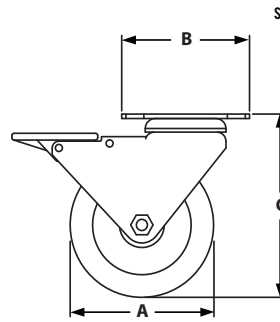
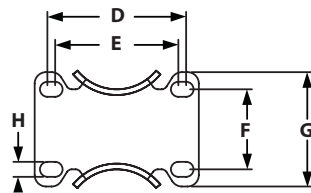
## DELUXE FLANGE MOUNT CASTERS



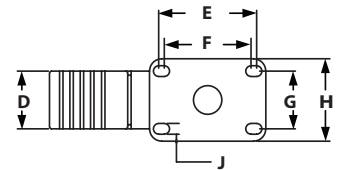
- Total Lock brakes on all swivel casters – Press to lock – Press to unlock
- Double ball hardened raceways
- Zerk fittings in wheel bearing
- See page 412 for Flange Mount Base Plates



RIGID CASTER



SWIVEL CASTER



### RIGID CASTERS

ITEM#	SERIES	CAPACITY	A	B	C-HEIGHT	D	E	F	G	H	J	WHEEL COLOR
655252	40	250 lbs	101.60mm	92.20mm	130.20mm	44.45mm	77.80mm	71.45mm	44.45mm	63.50mm	8.64mm	Dark Red
655253	40	250 lbs	127.00mm	92.20mm	157.15mm	44.45mm	77.80mm	71.45mm	44.45mm	63.50mm	8.64mm	Dark Red

### SWIVEL CASTERS

ITEM#	SERIES	CAPACITY	A	B	C-HEIGHT	D	E	F	G	H	WHEEL COLOR	BRAKE
655250	40	250 lbs	101.60mm	92.20mm	130.20mm	44.45mm	71.45mm	44.45mm	63.50mm	8.64mm	Dark Red	Yes
655251	40	250 lbs	127.00mm	92.20mm	157.15mm	44.45mm	71.45mm	44.45mm	63.50mm	8.64mm	Dark Red	Yes

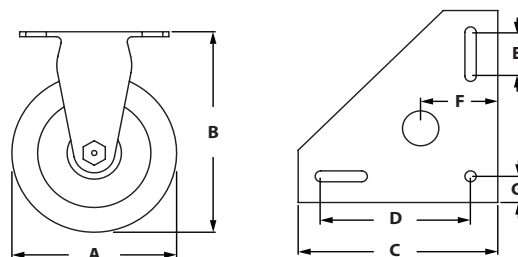
### RECOMMENDED FASTENERS (TO BASE PLATE)

ITEM#	QTY	BOLT
651346	4	M8 x 20mm SHCS

## TRIANGULAR TOP PLATE CASTERS



- Triangular Top Plate mounts directly to extrusion
- Triangular Top Plate Caster features both swivel and wheel lock



ITEM#	SERIES	CAPACITY	A	B-HEIGHT	C	D	E	F	G	WHEEL COLOR	BRAKE
655254	40	250 lbs	101.60mm	146.05mm	139.70mm	104.80mm	31.75mm	54.00mm	19.05mm	Green	Yes
681916	40	250 lbs	101.60mm	146.05mm	139.70mm	104.80mm	31.75mm	54.00mm	19.05mm	Gray	Yes
681917	40	275 lbs	127.00mm	146.05mm	139.70mm	104.80mm	31.75mm	54.00mm	19.05mm	Gray	Yes

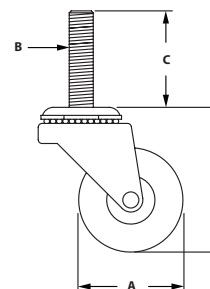
### RECOMMENDED FASTENERS (TO BASE PLATE)

ITEM#	SERIES	QTY	DESCRIPTION
651780	40	3	M8 x 16mm SHCS & Economy Tnut

## THREADED STEM SWIVEL CASTERS



- Mounts directly to extrusion end or base plates
- 70-150 lb. Capacity
- See pages 410-411 for Base Plates



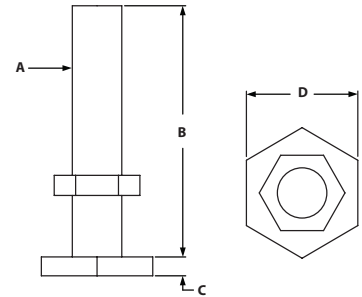
ITEM#	SERIES	CAPACITY	A	B	C	D-LOAD HEIGHT	WHEEL COLOR	BRAKE
651522	40	75 lbs	35mm	M10	30mm	60mm	Black	No
651523	40	50 lbs	50mm	M10	30mm	69mm	Black	Yes
651524	40	75 lbs	75mm	M10	30mm	98mm	Black	Yes
651525	40	100 lbs	100mm	M10	30mm	133mm	Black	Yes
651526	40	110 lbs	125mm	M10	30mm	158mm	Black	Yes

# TLOTS Hardware

## ECONOMY LEVELING FEET



- Threads directly into extrusion end or into base plates
- Jam nut included
- 1050 lb. to 4700 lb. capacity
- See pages 410-411 for Base Plates

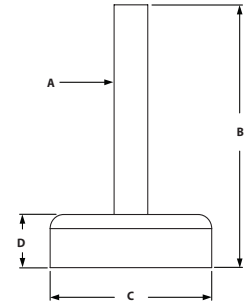


ITEM#	SERIES	A	B	C	D	LOAD CAPACITY
651527	40	M6 x 1.0	30mm	2.40mm	14mm	1000 lbs
651528	40	M8 x 1.25	40mm	3.10mm	18mm	1750 lbs
651529	40	M10 x 1.5	60mm	3.70mm	22mm	2550 lbs
651530	40	M12 x 1.74	65mm	4.40mm	25mm	4600 lbs

## NYLON LEVELING FEET



- A swiveling leveling foot for strong positioning on uneven floors
- Black reinforced nylon
- Anti-slip plate
- See pages 410-411 for Base Plates



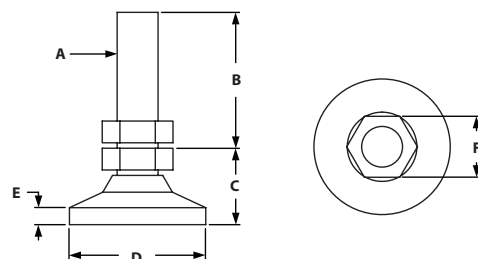
ITEM#	SERIES	A	B	C	D	LOAD CAPACITY
655783	40	M8	58mm	39mm	18mm	750 lbs
655790	40	M10	63mm	59mm	18mm	1000 lbs
655798	40	M12	84mm	79mm	18mm	1650 lbs



## DELUXE LEVELING FEET



- Threads directly into extrusion end or into base plate
- Jam nut included
- Pivots 20 degrees to accommodate uneven floors
- See pages 410-411 for Base Plates

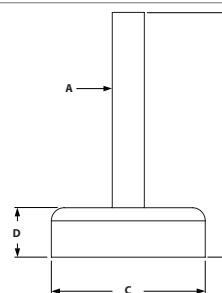


ITEM#	SERIES	A	B	C	D	E	F	LOAD CAPACITY
651531	40	M6 x 1.0	24mm	14mm	19mm	25mm	10mm	650 lbs
651532	40	M8 x 1.25	31mm	18mm	26mm	32mm	13mm	1000 lbs
651533	40	M10 x 1.50	51mm	22mm	32mm	51mm	16mm	3750 lbs
651534	40	M12 x 1.75	51mm	29mm	48mm	51mm	19mm	5000 lbs
651535	40	M16 x 2.0	51mm	32mm	64mm	51mm	22mm	5950 lbs

## DIE CAST LEVELING FEET



- Threads directly into extrusion end or into 40 Series base plates
- Ideal for medium duty machines, cabinets, workstations or office furniture
- Large base diameter - Die-cast
- Swiveling range 20°
- See pages 410-411 for Base Plates



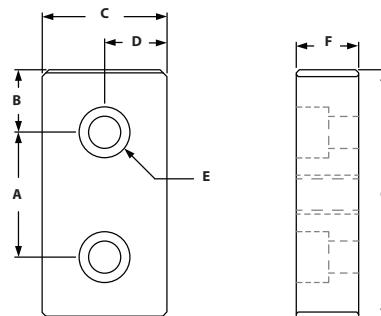
ITEM#	SERIES	A	B	C	D	LOAD CAPACITY
655779	40	M8	58mm	29mm	18mm	750 lbs
655786	40	M10	63mm	39mm	18mm	1000 lbs
655794	40	M12	84mm	59mm	18mm	1650 lbs
655806	40	M16	84mm	59mm	18mm	3150 lbs
655802	40	M12 (w/holes)	84mm	79mm	18mm	1650 lbs
655814	40	M16(w/holes)	84mm	99mm	18mm	3150 lbs

# TSLOTS Hardware

## 2 HOLE BLANK BASE PLATE



- Mounts leveling feet and threaded stem casters to extrusion-requires machining
- Bolts in extrusion end or in slot
- See pages 408-409 for leveling feet
- See page 407 for threaded stem casters



ITEM#	SERIES	A	B	C	D	E-BOLT SIZE	F	G
655657	40	40mm	18mm	38mm	19mm	M8 SHCS	19mm	76mm

### RECOMMENDED FASTENERS (EXTRUSION SLOT)

ITEM#	SERIES	QTY	BOLT	TNUT
651426	40	2	M8 x 20mm SHCS	Economy

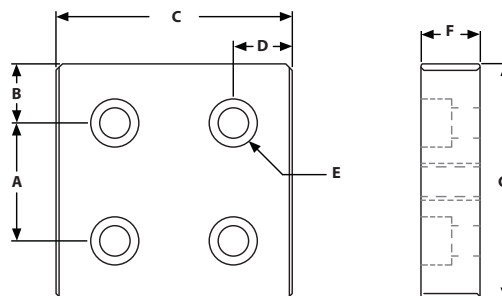
### RECOMMENDED FASTENERS (EXTRUSION END)

ITEM#	SERIES	QTY 2 HOLE	BOLT
651350	40	2	M8 x 25mm SHCS

## 4 HOLE BLANK BASE PLATE



- Mounts leveling feet and threaded stem casters to extrusion-requires machining
- Bolts in extrusion end or in slot
- See pages 408-409 for leveling feet
- See page 407 for threaded stem casters



ITEM#	SERIES	A	B	C	D	E-BOLT SIZE	F	G
655661	40	40mm	18mm	76mm	18mm	M8 SHCS	19mm	76mm

### RECOMMENDED FASTENERS (EXTRUSION SLOT)

ITEM#	SERIES	QTY 4 HOLE	BOLT	TNUT
651426	40	4	M8 x 20mm SHCS	Economy

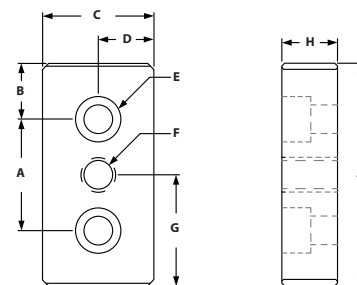
### RECOMMENDED FASTENERS (EXTRUSION END)

ITEM#	SERIES	QTY 4 HOLE	BOLT
651350	40	4	M8 x 25mm SHCS

### 3 HOLE CENTER TAP BASE PLATE



- Mounts leveling feet and threaded stem casters to T-SLOTS
- Bolts in extrusion end or in T-Slot
- See pages 408-409 for leveling feet
- See page 407 for threaded stem casters



ITEM#	SERIES	A	B	C	D	E-BOLT SIZE	F-THREAD	G	H	J
664043	40	40mm	18mm	38mm	19mm	M8 SHCS	8mm	38.1mm	19mm	76mm
660146	40	40mm	18mm	38mm	19mm	M8 SHCS	10mm	38.1mm	19mm	76mm
664044	40	40mm	18mm	38mm	19mm	M8 SHCS	12mm	38.1mm	19mm	76mm
664045	40	40mm	18mm	38mm	19mm	M8 SHCS	16mm	38.1mm	19mm	76mm

#### RECOMMENDED FASTENERS (EXTRUSION SLOT)

ITEM#	SERIES	QTY	BOLT	TNUT
651426	40	2	M8 x 20mm SHCS	Economy

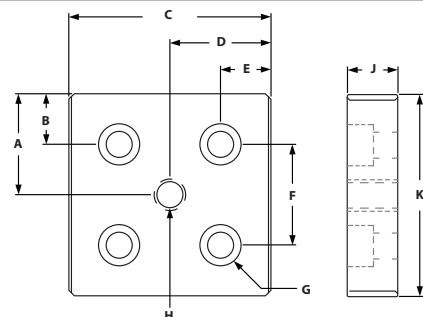
#### RECOMMENDED FASTENERS (EXTRUSION END)

ITEM#	SERIES	QTY	BOLT
651350	40	2	M8 x 25mm SHCS

### 5 HOLE CENTER TAP BASE PLATE



- Mounts leveling feet and threaded stem casters to T-SLOTS
- Bolts in extrusion end or in T-Slot
- See pages 408-409 for leveling feet
- See page 407 for threaded stem casters



ITEM#	SERIES	A	B	C	D	E	F	G-BOLT SIZE	H-THREAD	J	K
664046	40	40mm	18mm	76mm	38mm	18mm	40mm	M8 SHCS	8mm	19mm	76mm
664047	40	40mm	18mm	76mm	38mm	18mm	40mm	M8 SHCS	10mm	19mm	76mm
664048	40	40mm	18mm	76mm	38mm	18mm	40mm	M8 SHCS	12mm	19mm	76mm
664031	40	40mm	18mm	76mm	38mm	18mm	40mm	M8 SHCS	16mm	19mm	76mm

#### RECOMMENDED FASTENERS (EXTRUSION SLOT)

ITEM#	SERIES	QTY 5 HOLE	BOLT	TNUT
651426	40	4	M8 x 20mm SHCS	Economy

#### RECOMMENDED FASTENERS (EXTRUSION END)

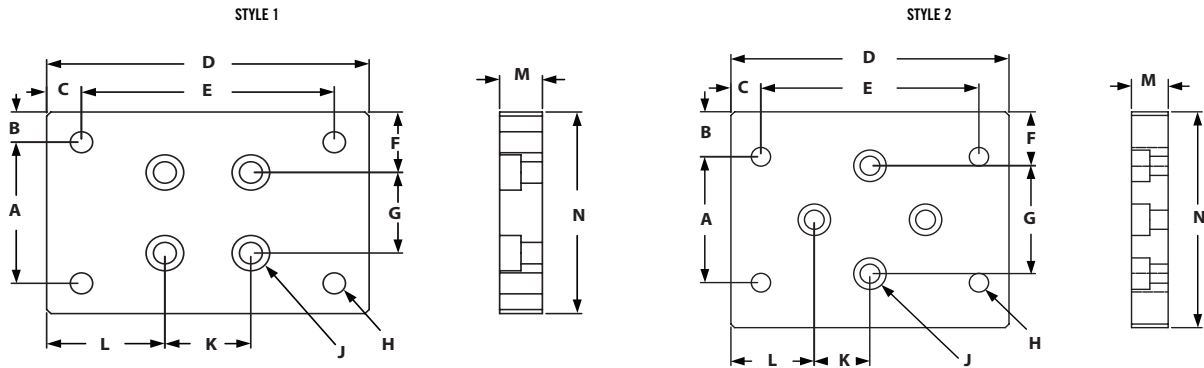
ITEM#	SERIES	QTY 5 HOLE	BOLT
651350	40	4	M8 x 25mm SHCS

# TSLOTS Hardware

## FLANGE MOUNT CASTER BASE PLATE



- Mounts Flange Mount Caster and Deluxe Flange Mount Caster to extrusion
- Mount Base Plate to either extrusion end or slot



### STYLE 1

ITEM#	SERIES	A	B	C	D	E	F	G	H-TAP	J	K	L	M	N
664067	40	44.45mm	15.875mm	10.287mm	95.250mm	74.676mm	11.750mm	40mm	M8	M8 SHCS	40mm	34.925mm	19.05mm	76.2mm

### STYLE 2

ITEM#	SERIES	A	B	C	D	E	F	G	H-TAP	J	K	L	M	N
664068	40	44.45mm	15.875mm	10.287mm	95.250mm	74.676mm	11.750mm	40mm	M8	M8 SHCS	40mm	34.925mm	19.05mm	76.2mm

### RECOMMENDED FASTENERS (EXTRUSION SLOT)

ITEM#	SERIES	QTY	BOLT	TNUT
651426	40	4	M8 x 20mm SHCS	Economy

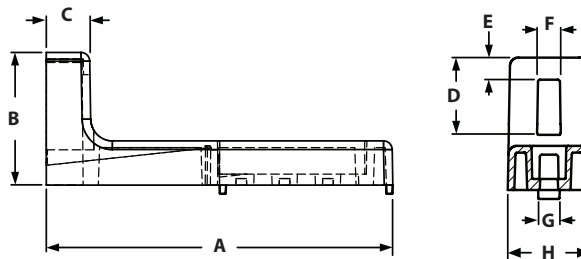
### RECOMMENDED FASTENERS (EXTRUSION END)

ITEM#	SERIES	QTY	BOLT
651350	40	4	M8 x 20mm SHCS

## FLOOR BRACKET



- Adjustable height up to 2.83"
- Connect extrusion to floor vertically
- Die-cast zinc



ITEM#	SERIES	A	B	C	D	E	F	G	H
655766	40	160.00mm	60.00mm	20.00mm	35.00mm	10.00mm	10.00mm	8.00mm	38.00mm

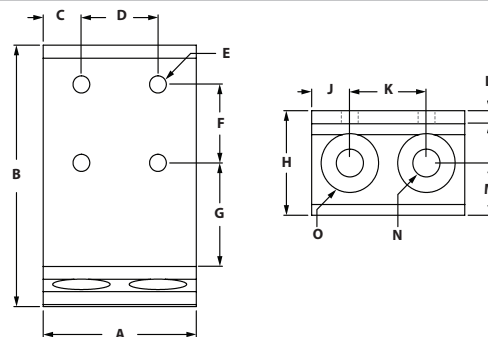
### RECOMMENDED FASTENER

ITEM#	QTY	DESCRIPTION
651780	1	M8 x 16mm SHCS & Economy Tnut

## ECONOMY BASE PLATES - FLOOR MOUNTS



- Strong economy base plates
- Bolts directly in the Slot
- Allows vertical adjustments
- More economical than standard Floor Mount Base Plate



ITEM#	SERIES	A	B	C	D	E	F	G	H	J	K	L	M	N	O
655276	40	40mm	127mm	20mm	N/A	8.33mm	38.1mm	80mm	50.8mm	20mm	N/A	6.3mm	17.5mm	13.49mm	28.58mm
664016	40	80mm	127mm	20mm	40mm	8.33mm	40mm	80mm	50.8mm	20mm	40mm	6.3mm	17.5mm	13.49mm	28.58mm

### RECOMMENDED HARDWARE

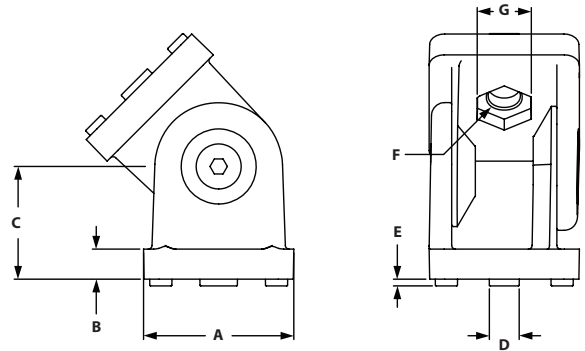
ITEM#	SERIES	QTY	BOLT	TNUT
651506	40	2 TO 4	M8 x 16mm BHSCS	Economy

# Pivot Joints

## PIVOT JOINT 40



- Bushing enables pivot to be both structural and dynamic
- Locating pins can be removed to accommodate both extrusion end and side mount assembly



ITEM#	FINISH	SERIES	A	B	C	D	E	F	G
664088	Die Cast Zinc	40	40mm	8mm	30mm	8mm	1.8mm	8.5mm	14mm

### RECOMMENDED FASTENERS (TO EXTRUSION SLOT)

BOLT ITEM	QTY	BOLT	TNUT TYPE
651512	2	M8 x 16mm SHCS	Economy

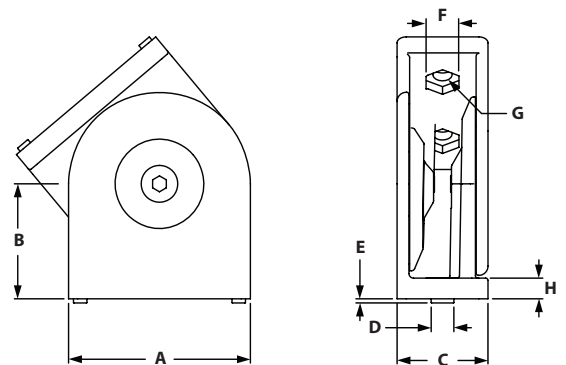
### RECOMMENDED FASTENERS (TO EXTRUSION END)

BOLT ITEM	QTY	BOLT
651346	2	M8 x 20mm SHCS

## PIVOT JOINT 4080



- Bushing enables pivot to be both structural and dynamic
- Locating pins can be removed to accommodate both extrusion end and side mount assembly



ITEM#	FINISH	SERIES	A	B	C	D	E	F	G	H
671103	Die Cast Zinc	40	80mm	50mm	40mm	8mm	2.8mm	14mm	8.4mm	9mm

### RECOMMENDED FASTENERS (TO EXTRUSION SLOT)

BOLT ITEM	QTY	BOLT	TNUT TYPE
651512	4	M8 x 16mm SHCS	Economy

### RECOMMENDED FASTENERS (TO EXTRUSION END)

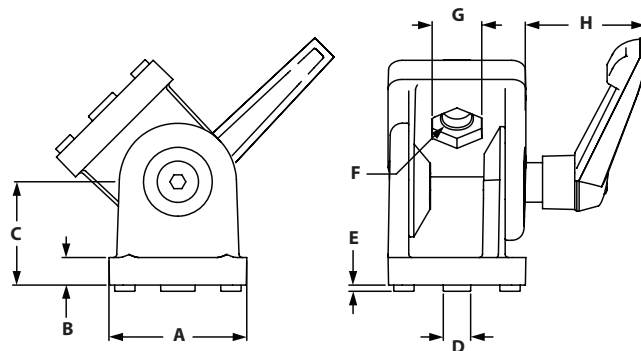
BOLT ITEM	QTY	BOLT
651346	4	M8 x 20mm SHCS

# Pivot Joints With Locking Lever

## PIVOT JOINT 40 WITH LOCKING LEVER



- Bushing enables pivot to be both structural and dynamic
- Locating pins can be removed to accommodate both extrusion end and side mount assembly



ITEM#	FINISH	SERIES	A	B	C	D	E	F	G	H
664089	Die Cast Zinc	40	40mm	8mm	30mm	8mm	1.8mm	8.5mm	14mm	41mm

### RECOMMENDED FASTENERS (TO EXTRUSION SLOT)

BOLT ITEM	QTY	BOLT	TNUT TYPE
651512	2	M8 x 16mm SHCS	Economy

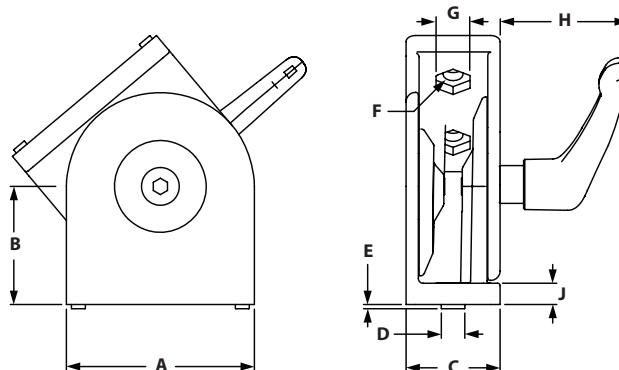
### RECOMMENDED FASTENERS (TO EXTRUSION END)

BOLT ITEM	QTY	BOLT
651346	2	M8 x 20mm SHCS

## PIVOT JOINT 4080 WITH LOCKING LEVER



- Bushing enables pivot to be both structural and dynamic
- Locating pins can be removed to accommodate both extrusion end and side mount assembly



ITEM#	FINISH	SERIES	A	B	C	D	E	F	G	H	J
671108	Die Cast Zinc	40	80mm	50mm	40mm	8mm	2.8mm	8.4mm	14mm	54mm	9mm

### RECOMMENDED FASTENERS (TO EXTRUSION SLOT)

BOLT ITEM	QTY	BOLT	TNUT TYPE
651512	4	M8 x 16mm SHCS	Economy

### RECOMMENDED FASTENERS (TO EXTRUSION END)

BOLT ITEM	QTY	BOLT
651346	4	M8 x 20mm SHCS

# CONTENT

## 06 TSLOTS Panels

Plastic Panels . . . . .	430-433
PVC Coated Wire Mesh . . . . .	433
Area Calculator Matrix . . . . .	434
Panel Mount Blocks & Brackets . . . . .	435-436
Panel Retainers . . . . .	437
Mesh Panel Retainers . . . . .	438
Backing Plates . . . . .	439
Mesh Panel Retainer Assemblies . . . . .	440
Panel Stiffener & Gasket . . . . .	440-441
Glass Panel Clamp . . . . .	442
Slatwall Panels . . . . .	443



## 06 PANELS METRIC

# TSLOTS Panels

## ACRYLIC PANELS



- *Lightweight*
- *Weather resistant*
- *High optical clarity*
- *Great for displays or Partitions*

ITEM#	COLOR	MATERIAL	THICKNESS	STOCK SIZE
655424	Clear	Acrylic	.236" (6mm)	4' x 8' +.250"/-0
655425	Clear	Acrylic	.177" (4.5mm)	4' x 8' +.250"/-0
655426	White	Acrylic	.236" (6mm)	4' x 8' +.250"/-0
655427	White	Acrylic	.177" (4.5mm)	4' x 8' +.250"/-0
655428	Black	Acrylic	.236" (6mm)	4' x 8' +.250"/-0
655429	Black	Acrylic	.177" (4.5mm)	4' x 8' +.250"/-0
655430	Bronze	Acrylic	.236" (6mm)	4' x 8' +.250"/-0
655431	Bronze	Acrylic	.177" (4.5mm)	4' x 8' +.250"/-0

## POLYCARBONATE PANELS




- *High durability and impact resistance*
- *High optical clarity*
- *Highly machinable*
- *Great for enclosures, guarding, or safety applications*

ITEM#	COLOR	MATERIAL	THICKNESS	STOCK SIZE
655432	Clear	Polycarbonate	.236" (6mm)	4' x 8' +.250"/-0
655433	Clear	Polycarbonate	.177" (4.5mm)	4' x 8' +.250"/-0
682883	Clear	Polycarbonate	.375" (9.5mm)	4' x 8' +.250"/-0
682884	Clear	Polycarbonate	.500" (12.7mm)	4' x 8' +.250"/-0
655448	Gray	Polycarbonate	.236" (6mm)	4' x 8' +.250"/-0
655449	Gray	Polycarbonate	.177" (4.5mm)	4' x 8' +.250"/-0
655434	Bronze	Polycarbonate	.236" (6mm)	4' x 8' +.250"/-0
655435	Bronze	Polycarbonate	.177" (4.5mm)	4' x 8' +.250"/-0

- *Machining Service – Panel Cut to Size 660062 & 660063*
- *Panels are ordered by the sq. ft.*
- *For custom panels contact Tslots. See page 4 for information*

## HDPE PANELS



- Textured on both sides
- Impact and corrosion resistant
- Highly machinable
- Great for enclosures, guarding, or safety applications

ITEM#	COLOR	MATERIAL	THICKNESS	STOCK SIZE
655690	Black	HDPE	.236" (6mm)	4' x 8' +.250"/-0
655691	Blue	HDPE	.236" (6mm)	4' x 8' +.250"/-0
655695	Red	HDPE	.236" (6mm)	4' x 8' +.250"/-0

## HAIRCELL ABS PANELS



- One smooth side and one textured side
- Impact resistant
- Highly machinable
- Great for workstations and partitions

ITEM#	COLOR	MATERIAL	THICKNESS	STOCK SIZE
655436	Black	Haircell ABS	.236" (6mm)	4' x 8' +.250"/-0
655437	Black	Haircell ABS	.177" (4.5mm)	4' x 8' +.250"/-0

- Machining Service – Panel Cut to Size 660062 & 660063
- Panels are ordered by the sq. ft.
- For custom panels contact Tslots. See page 4 for information

# TSLOTS Panels

## EXPANDED PVC PANELS



- Chemical and weather resistant
- Lightweight
- Highly machinable
- Great for displays and partitions

ITEM#	COLOR	MATERIAL	THICKNESS	STOCK SIZE
655440	Black	Expanded PVC	.236" (6mm)	4' x 8' +.250"/-0
655441	Black	Expanded PVC	.118" (3mm)	4' x 8' +.250"/-0
655442	Red	Expanded PVC	.236" (6mm)	4' x 8' +.250"/-0
655443	Red	Expanded PVC	.118" (3mm)	4' x 8' +.250"/-0
655444	Blue	Expanded PVC	.236" (6mm)	4' x 8' +.250"/-0
655445	Blue	Expanded PVC	.118" (3mm)	4' x 8' +.250"/-0
655446	Gray	Expanded PVC	.236" (6mm)	4' x 8' +.250"/-0
655447	Gray	Expanded PVC	.118" (3mm)	4' x 8' +.250"/-0
655438	White	Expanded PVC	.236" (6mm)	4' x 8' +.250"/-0
655439	White	Expanded PVC	.118" (3mm)	4' x 8' +.250"/-0
682882	Clear	PVC	.236" (6mm)	4' x 8' +.250"/-0
655450	Yellow	Expanded PVC	.236" (6mm)	4' x 8' +.250"/-0
655451	Yellow	Expanded PVC	.118" (3mm)	4' x 8' +.250"/-0

## ALUMALITE PANELS



- Weather resistant
- High durability
- Lightweight alternative to solid aluminum plate
- Great for workstations, enclosures, or displays

ITEM#	COLOR	MATERIAL	THICKNESS	STOCK SIZE
655452	Blue	Alupalite	.236" (6mm)	4' x 8' +.250"/-0
655454	Silver	Alupalite	.236" (6mm)	4' x 8' +.250"/-0

- Machining Service – Panel Cut to Size 660062 & 660063
- Panels are ordered by the sq. ft.
- For custom panels contact Tslots. See page 4 for information

## ALUCOBOND PANELS



- Weather resistant
- High durability
- Lightweight alternative to solid aluminum plate
- Great for workstations, enclosures, or displays
- Platinum only on one side
- Aluminum sheets separated by thermoplastic core

ITEM#	COLOR	MATERIAL	THICKNESS	STOCK SIZE
655457	Platinum	Alucobond	.157" (4mm)	4' x 8' +.250"/-0

## DIE BOND PANELS



- Weather resistant
- High durability
- Lightweight alternative to solid aluminum plate
- Great for workstations, enclosures, or displays
- White on one side and black on the other side

ITEM#	COLOR	MATERIAL	THICKNESS	STOCK SIZE
655857	White/Black	Diebond	.118"	4' x 8' +.250"/-0

## WIRE MESH



- Great for workstations, enclosures, or displays
- See page 447 for cutting
- Use calculation matrix on page 406 to measure area

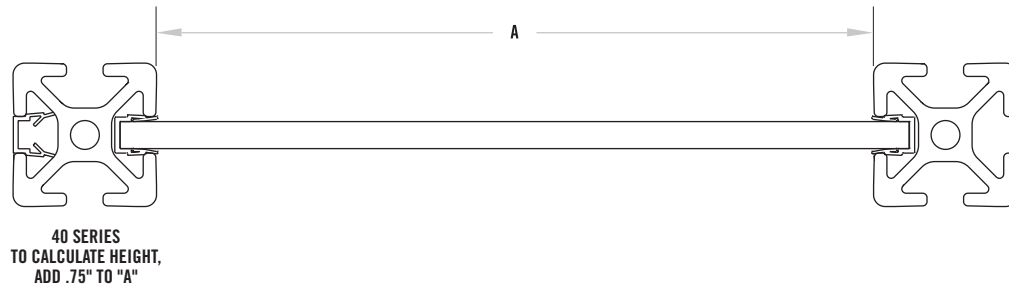
ITEM#	SIZE	COLOR	MATERIAL	GAUGE	OVERALL THICKNESS	STOCK SIZE
655318	.5" x .5"	Black	PVC	16	.140"	4' x 8' +.250"/-0
655319	.5" x .5"	Yellow	PVC	16	.140"	4' x 8' +.250"/-0
655316	1" x 1"	Black	PVC	12	.210"	4' x 8' +.250"/-0
655317	1" x 1"	Yellow	PVC	12	.210"	4' x 8' +.250"/-0
655818	2" x 2"	Black	PVC	12	.210"	4' x 8' +.250"/-0
655830	2" x 2"	Yellow	PVC	12	.210"	4' x 8' +.250"/-0

# TSLOTS Panel Hardware

## AREA CALCULATION MATRIX

### HOW TO USE THE MATRIX

- Round both length and width dimensions up to the next 6" increment
- Find the length and width along the top and side of area calculation matrix
- Find the area in square feet at the intersection of the length and width matrix

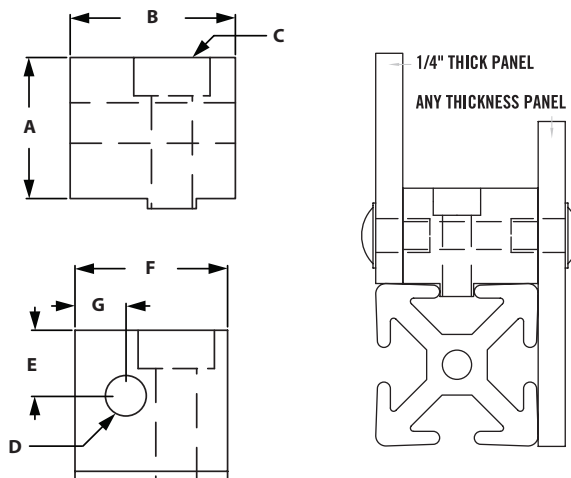


		WIDTH									
		6"	12"	18"	24"	30"	36"	42"	48"	54"	60"
LENGTH	6"	0.25	0.50	0.75	1.00	1.25	1.50	1.75	2.00	2.25	2.50
	12"	0.50	1.00	1.50	2.00	2.50	3.00	3.50	4.00	4.50	5.00
	18"	0.75	1.50	2.25	3.00	3.75	4.50	5.25	6.00	6.75	7.50
	24"	1.00	2.00	3.00	4.00	5.00	6.00	7.00	8.00	9.00	10.00
	30"	1.25	2.50	3.75	5.00	6.25	7.50	8.75	10.00	11.25	12.50
	36"	1.50	3.00	4.50	6.00	7.50	9.00	10.50	12.00	13.50	15.00
	42"	1.75	3.50	5.25	7.00	8.75	10.50	12.25	14.00	15.75	17.50
	48"	2.00	4.00	6.00	8.00	10.00	12.00	14.00	16.00	18.00	20.00
	54"	2.25	4.50	6.75	9.00	11.25	13.50	15.75	18.00	20.25	22.50
	60"	2.50	5.00	7.50	10.00	12.50	15.00	17.50	20.00	22.50	25.00
	66"	2.75	5.50	8.25	11.00	13.75	16.50	19.25	22.00	24.75	27.50
	72"	3.00	6.00	9.00	12.00	15.00	18.00	21.00	24.00	27.00	30.00
	78"	3.25	6.50	9.75	13.00	16.25	19.50	22.75	26.00	29.25	32.50
	84"	3.50	7.00	10.50	14.00	17.50	21.00	24.50	28.00	31.50	35.00
	90"	3.75	7.50	11.25	15.00	18.75	22.50	26.25	30.00	33.75	37.50
	96"	4.00	8.00	12.00	16.00	20.00	24.00	28.00	32.00	36.00	40.00
102"	4.25	8.50	12.75	17.00	21.25	25.50	29.75	34.00	38.25	42.50	
108"	4.50	9.00	13.50	18.00	22.50	27.00	31.50	36.00	40.50	45.00	

## PANEL MOUNT BLOCK



- Allows you to mount panel flush or offset with extrusion
- Simplifies adding or removing panels
- Drilling panel required
- Fasteners for mounting to extrusion included



ITEM#	SERIES	A	B	C	D	E	F	G
655741	40	26.30mm	34.30mm	M6 x 25mm BHSCS	M8 x 1.25	10.00mm	26.00mm	11.60mm

### INCLUDED FASTENERS

ITEM#	SERIES	QTY	DESCRIPTION
651777	40	1	M6 x 25mm SHCS & Offset Economy Trut

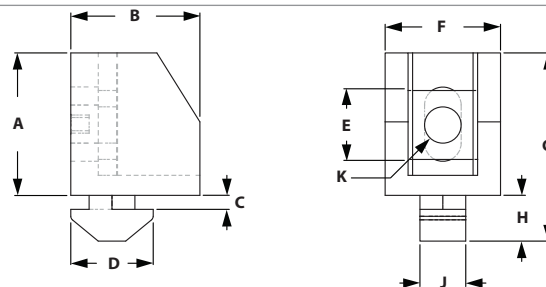
### RECOMMENDED FASTENERS (MOUNT TO PANEL)

ITEM#	SERIES	QTY	DESCRIPTION
651345	40	1	M8 x 16mm BHSCS

## NYLON PANEL MOUNT BLOCK



- Panel inserts from the top then twists 90° to lock into place.
- Made of Black Nylon
- .5" offset from edge for hole placement of panel.



ITEM#	SERIES	A	B	C	D	E	F	G	H	J	K-THREAD
682847	40	25.00mm	25.00mm	4.00mm	17.00mm	12.50mm	18.50mm	34.00mm	9.00mm	6.00mm	M6 x 1.0

### INCLUDED FASTENERS

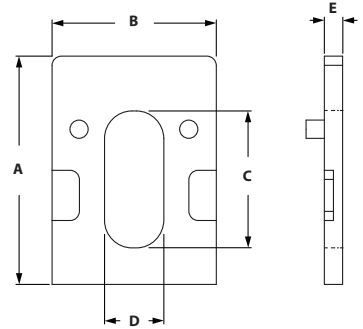
ITEM #	QTY	DESCRIPTION
651579	1	M6 x 18mm BHSCS

# TLOTS Hardware

## UNIBLOCK SPACERS



- Work with panel mount block to increase thickness
- Allows for offset panel mounting
- Reduces movement and vibration

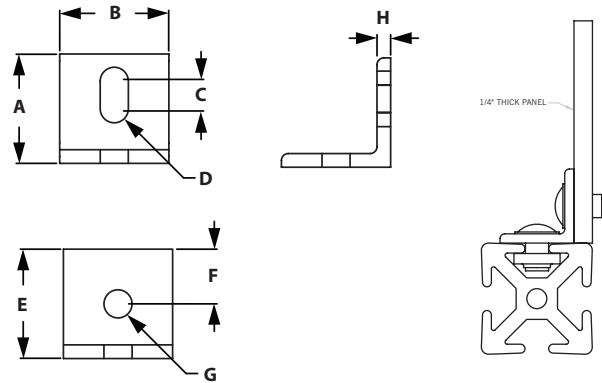


ITEM#	SERIES	A	B	C	D	E
671046	40	25.00mm	18.5mm	15.00mm	6.50mm	3.00mm
671047	40	25.00mm	18.5mm	15.00mm	6.50mm	5.00mm

## PANEL MOUNT BRACKET



- Lower cost alternative than Panel Mount Block
- Slotted hole makes alignment easy
- Drilling panel required



ITEM#	SERIES	A	B	C	D	E	F	G	H
655291	40	25.4mm	25.4mm	6.35mm	4.17mm	25.4mm	12.7mm	8.33mm	3.18mm

### RECOMMENDED FASTENERS (EXTRUSION SLOT)

ITEM#	SERIES	QTY	DESCRIPTION
651767	40	1	M8 x 12mm BHSCS & Economy Trnut

### RECOMMENDED FASTENERS (EXTRUSION END)

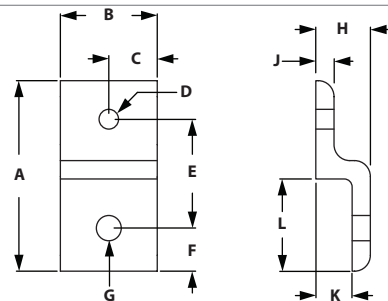
ITEM#	SERIES	QTY	DESCRIPTION
651785	40	1	M8 x 16mm BHSCS w/Hex Nut & Washer



## SINGLE PANEL RETAINER



- Strongest way to retain panels
- Simplifies panel installation and removal
- Drilling panel required



ITEM#	SERIES	A	B	C	D-TAP	E	F	G	H	J	K	L
664039	40	77.00mm	40.00mm	20.00mm	M8 x 1.25	44.40mm	15.80mm	8.33mm	21.95mm	6.00mm	15.95mm	37.00mm

### RECOMMENDED FASTENERS (EXTRUSION SLOT)

ITEM#	SERIES	QTY	BOLT
651506	40	1	M8 x 16mm BHSCS & Economy Trnut

### RECOMMENDED FASTENERS (FOR 1/4" PANEL)

ITEM#	SERIES	QTY	BOLT
651770	40	1	M8 x 20mm BHSCS w/Hex Nut & Washer

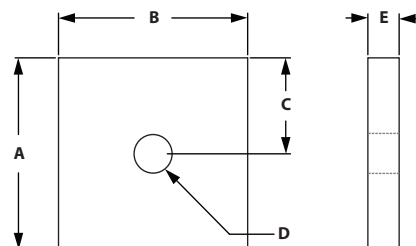


## BACKING PLATES

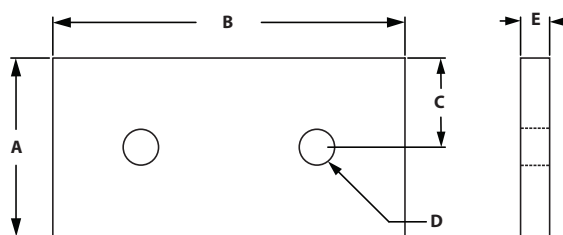


◦ Secures mesh panel retainers to the wire mesh

BACKING PLATE



BACKING PLATE-WIDE



### BACKING PLATES

ITEM#	SERIES	A	B	C	D-THREAD	E
664069	40	38.10mm	38.10mm	19.00mm	M8 x 1.25	6.35mm

### BACKING PLATES-WIDE

ITEM#	SERIES	A	B	C	D-THREAD	E
664205	40	38.10mm	80.00mm	19.00mm	M8 x 1.25	6.35mm

### RECOMMENDED FASTENERS (RETAINER TO BACKING PLATE)

ITEM#	SERIES	QTY	QTY FOR WIDE	BOLT
651347	40	1	2	M8 x 20mm BHSCS

# TLOTS Hardware

## MESH PANEL RETAINERS ASSEMBLY



- Strongest way to retain wire mesh
- Prevents wire mesh from pushing out of T-Slot
- Simplifies installation and removal of wire mesh

*\*Fasteners for gauge wire included.*

### MESH PANEL RETAINERS ASSEMBLY

COMBO ITEM#	SERIES	RETAINER	QTY	BACKING PLATE	QTY	BOLT TO PLATE	QTY
664066	40	664082	1	664069	1	651347	1

### MESH PANEL RETAINERS ASSEMBLY - WIDE

COMBO ITEM#	SERIES	RETAINER	QTY	BACKING PLATE	QTY	BOLT TO PLATE	QTY
664206	40	664204	1	664205	1	651347	2

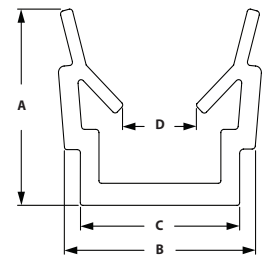
### RECOMMENDED FASTENERS (EXTRUSION SLOT)

ITEM#	SERIES	QTY	QTY FOR WIDE	BOLT
651506	40	1	2	M8 x 16mm BHSCS & Economy Trut

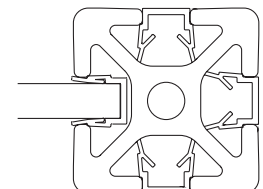

## DELUXE PLASTIC PANEL GASKET



- Recessed in slot to secure plastic panels
- The deluxe gasket can also be used as a slot cover
- 655827 only works with .236" (6mm) Panels



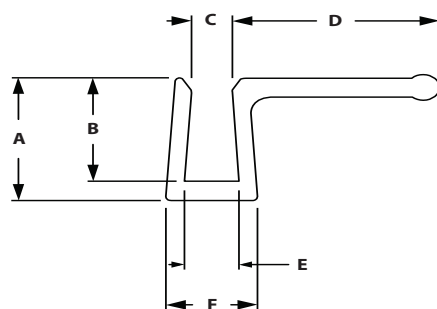
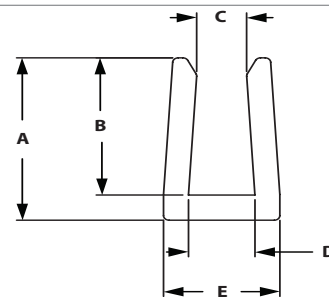
ITEM#	SERIES	COLOR	LENGTH	MATERIAL	A	C	D	E
655827	40	Black	72"	PP	12.00mm	9.40mm	8.00mm	5.00mm
655760	40	Yellow	78" (2M)	PP	11.00mm	9.00mm	8.20mm	5.00mm
655761	40	Natural	78" (2M)	PP	11.00mm	9.00mm	8.20mm	5.00mm



## PANEL STIFFENER



◦ Increases the rigidity of 1/4" panels



ITEM#	SERIES	LENGTH	A	B	C	D	E
655285	40	72"	18.03mm	15.24mm	4.60mm	6.10mm	10.67mm

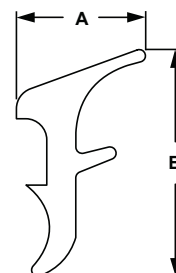
### WITH HANDLE

ITEM#	SERIES	LENGTH	A	B	C	D	E	F
655290	40	72"	18.03mm	15.24mm	4.60mm	24.13mm	6.22mm	10.67mm

## RUBBER PANEL GASKET



- Place in slot to secure panels or mesh
- Can be easily placed in slot after panel or mesh has been placed
- Can be ordered by the foot or 150' roll



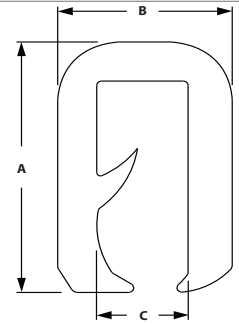
ITEM#	SERIES	SOLD	A	B
655110	40	Per Foot	7.90mm	13.89mm
655112	40	Per 150' Roll	7.90mm	13.89mm

# TLOTS Hardware

## WIRE EDGE COVER



- Applied to the edge of wire mesh to prevent cuts
- Creates a clean and a safe guarding

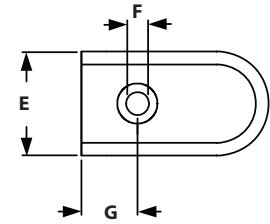
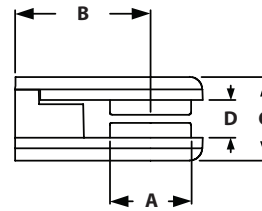


<b>ITEM#</b> 655312	<b>COLOR</b> Black	<b>MATERIAL</b> PVC/Aluminum	<b>A</b> 13.80mm	<b>B</b> 9.00mm	<b>C</b> 4.75mm
------------------------	-----------------------	---------------------------------	---------------------	--------------------	--------------------

## GLASS PANEL CLAMP



- To fix glass and other panels to extrusion
- Die-cast zinc
- For panels 2-9.5mm
- Included fasteners- M5 x 16mm SHCS Bright Zinc (connect clamps together) and 5 rubber pads for panels



<b>ITEM#</b> 671043	<b>SERIES</b> 40	<b>A</b> 19.5mm	<b>B</b> 32.5mm	<b>C</b> 20mm	<b>D</b> 9mm	<b>E</b> 25mm	<b>F</b> 5.5mm	<b>G</b> 13.5mm
------------------------	---------------------	--------------------	--------------------	------------------	-----------------	------------------	-------------------	--------------------

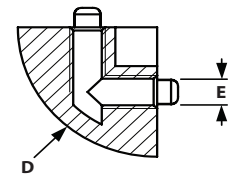
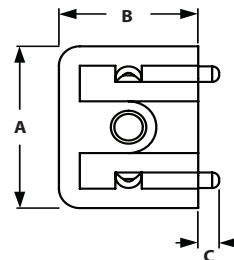
### RECOMMENDED FASTENERS

<b>ITEM#</b> 651787	<b>SERIES</b> 40	<b>QTY</b> 1	<b>DESCRIPTION</b> M5 x 16mm SHCS & Drop-In Tnut
------------------------	---------------------	-----------------	---

## GLASS PANEL CORNER CONNECTION



- To make corner connection with two panels using two glass panel clamps
- Die-cast zinc
- Included fasteners- 2 screws M5 x 12mm SHCS Bright Zinc

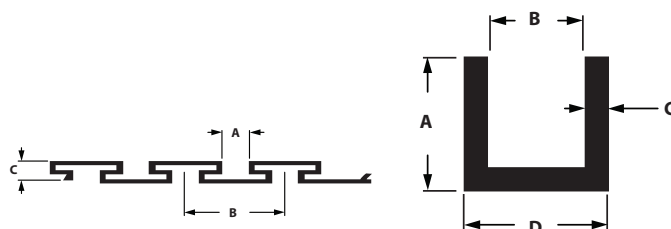


<b>ITEM#</b> 671044	<b>SERIES</b> 40	<b>B</b> 20mm	<b>C</b> 3mm	<b>D</b> R20	<b>E</b> M5
------------------------	---------------------	------------------	-----------------	-----------------	----------------

## SLATWALL PANELS AND U CHANNEL



- Custom size panels are available
- Round to the next full panel



ITEM#	DESCRIPTION	SERIES	LENGTH	A	B	C	D
599900	Slatwall Panel	40	12' 6"	11.43mm	38.10mm	12.57mm	N/A
301901	U Channel	40	12'	19.05mm	12.70mm	3.18mm	19.05mm

### RECOMMENDED FASTENERS (FOR 10S EXTRUSION)

BOLT	QTY	DESCRIPTION
653273	1	10 to 15s 2 Hole Transition Strip
651130	1	1/4-20 x 1/2" FBHSCS & Econ Tnut
651129	1	5/16-18 x 11/16" FBHSCS & Econ Tnut

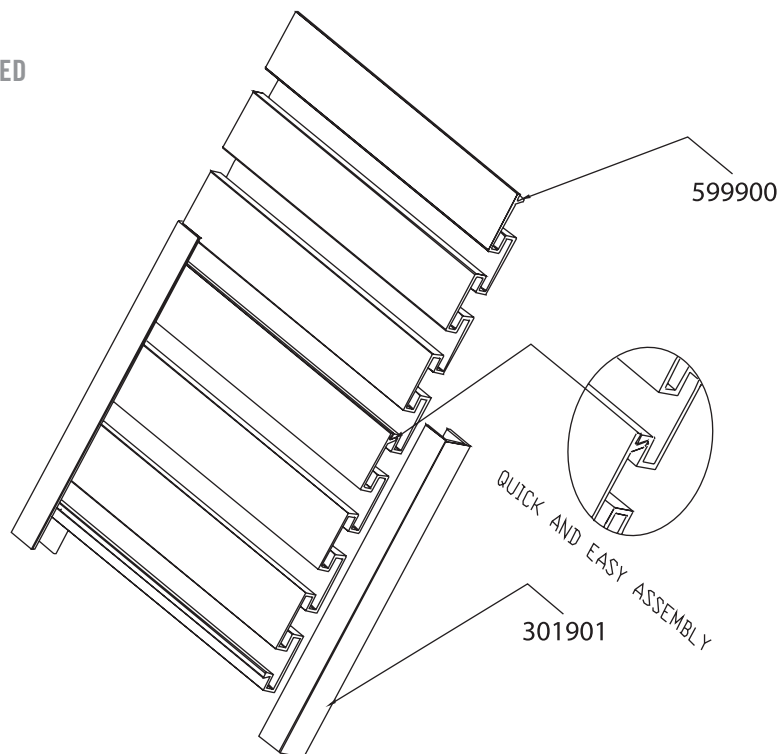
### RECOMMENDED FASTENERS (FOR 15S EXTRUSION)

BOLT	QTY	DESCRIPTION
653141	1	15s 2 Hole Joining Strip
651129	2	5/16-18 x 11/16" FBHSCS & Econ Tnut

### CALCULATION FORMULA FOR NUMBER OF PANELS NEEDED

(Desired Panel Height - 0.335)

4.6



# CONTENT

## 07 TSLOTS Metric Bearings

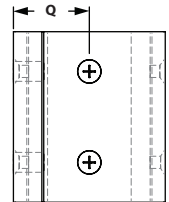
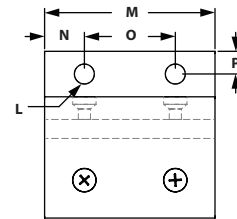
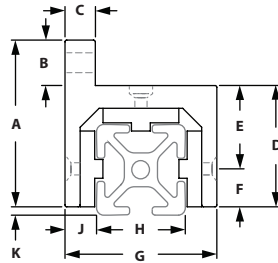
Economy Bearings . . . . .	446-447
Machining Service . . . . .	448-449
Replacement Pads . . . . .	450
Brake Kits . . . . .	451-452



# 07 LINEAR MOTION METRIC

# Linear Motion

## ECONOMY SINGLE FLANGE LINEAR BEARINGS - SHORT

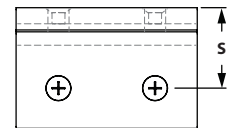
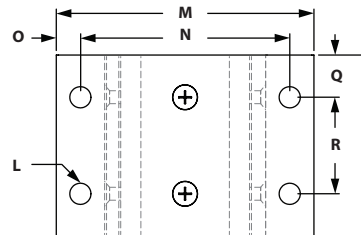
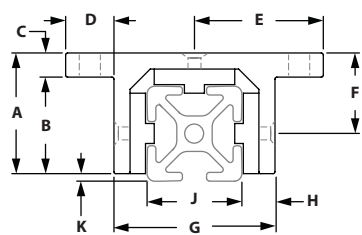


ITEM#	SERIES	A	B	C	D	E	F	G	H	J	K
657166	40	71.81mm	19.00mm	11.99mm	52.81mm	54.38mm	17.42mm	65.13mm	40.00mm	12.32mm	.258mm
		L	M	N	O	P	Q				
		8.33mm	74.98mm	17.50mm	40.00mm	9.50mm	32.56mm				

### RECOMMENDED FASTENERS

ITEM #	SERIES	QTY	BOLT	T-NUT
651367	40	2	M8 x 20mm SHCS	Offset Economy

## ECONOMY DOUBLE FLANGE SINGLE WIDE LINEAR BEARING - SHORT



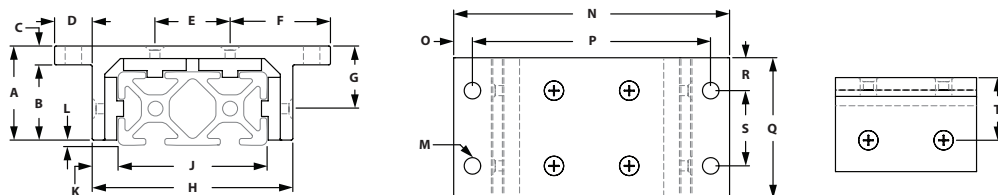
ITEM#	SERIES	A	B	C	D	E	F	G	H	J	K
657167	40	50.00mm	41.00mm	9.00mm	19.00mm	51.56mm	32.56mm	65.13mm	12.32mm	40.00mm	2.58mm
		L	M	N	O	P	Q	R	S		
		8.33mm	103.12mm	84.12mm	9.50mm	75.00mm	17.50mm	40.00mm	32.56mm		

### RECOMMENDED FASTENERS

ITEM #	SERIES	QTY	BOLT	T-NUT
651367	40	4	M8 x 20mm SHCS	Offset Economy

» See page \*\*\* for recommended load ratings.

### ECONOMY DOUBLE FLANGE DOUBLE WIDE LINEAR BEARING - SHORT

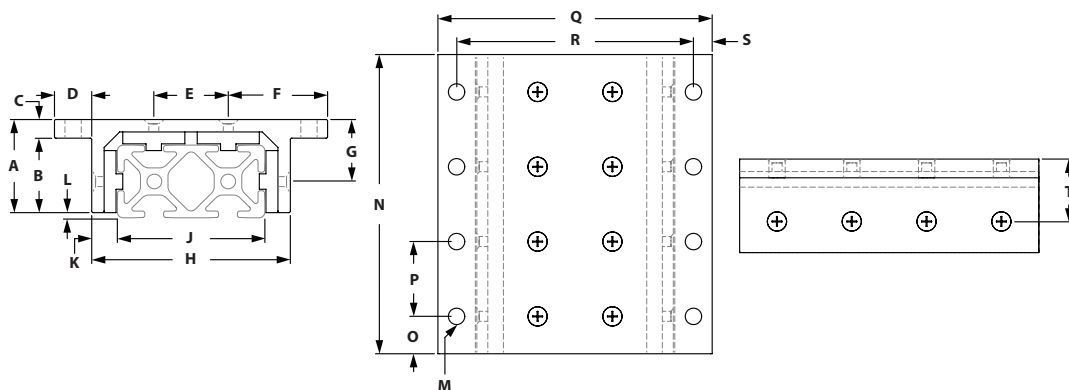


ITEM#	SERIES	A	B	C	D	E	F	G	H	J	K
657168	40	71.81mm	19.00mm	11.99mm	52.81mm	40.00mm	17.43mm	32.56mm	105.31mm	80.00mm	12.32mm
		L	M	N	O	P	Q	R	S	T	
		2.58mm	8.33mm	143.31mm	9.50mm	124.31mm	75.00mm	17.50mm	40.00mm	32.56mm	

#### RECOMMENDED FASTENERS

ITEM #	SERIES	QTY	BOLT	T-NUT
651367	40	4	M8 x 20mm SHCS	Offset Economy

### ECONOMY DOUBLE FLANGE DOUBLE WIDE LINEAR BEARING - LONG



ITEM#	SERIES	A	B	C	D	E	F	G	H	J	K
657176	40	71.81mm	19.00mm	11.99mm	52.81mm	40.00mm	17.43mm	32.56mm	105.31mm	80.00mm	12.32mm
		L	M	N	O	P	Q	R	S	T	
		2.58mm	8.33mm	160.00mm	17.50mm	40.00mm	143.31mm	124.31mm	9.50mm	32.56mm	

#### RECOMMENDED FASTENERS

ITEM #	SERIES	QTY	BOLT	T-NUT
651367	40	8	M8 x 20mm SHCS	Offset Economy

» See page 221 for recommended load ratings.

# Linear Motion

## LINEAR BEARING MACHINING SERVICES

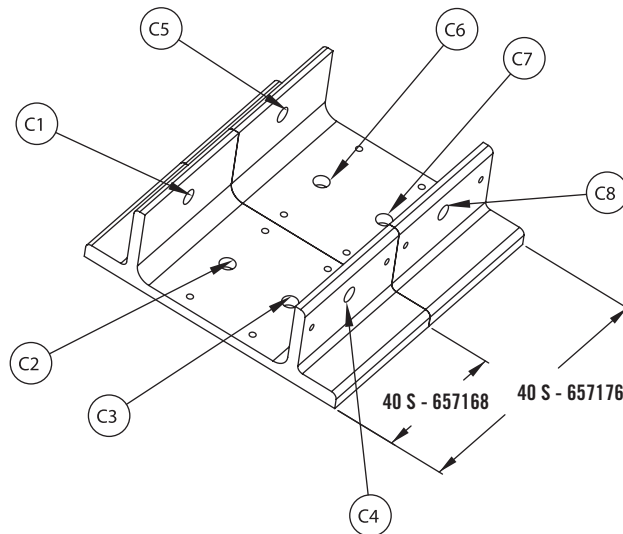
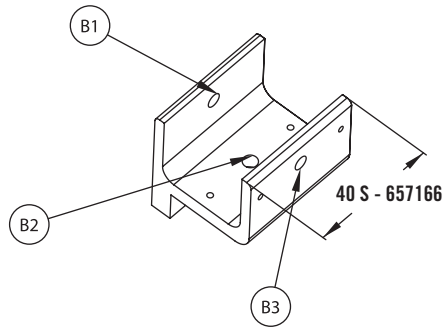
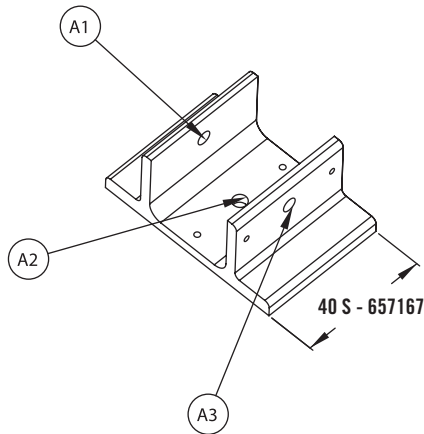


» We recommend applying Linear Brake on the side without the set screw if possible.  
 » Refer to linear bearing drawings on pages 214-219 for dimensions.

ITEM #	SERIES	DESCRIPTION
660092	40	Brake Machining Service (.328) Hole

To order linear bearing machining services, specify the linear bearing, the machining service and the brake hole location.  
 When ordering linear bearing machining services, make sure the linear bearing and the machining service are both the same series.

Example - 657168 - 660092 @ C4



# Linear Bearing Information

## TLOTS LINEAR BEARINGS

The shimless linear bearing provides accurate linear movement on TLOTS extrusions. The bearing can be adjusted for the first time on an assembly or adjusted for wear while assembled to the application, providing that the adjustment screws are available to the adjustment tools. No shims, no disassembly, only accurate sliding.

1. Linear Bearing adjustable bearing pads are delivered in the open position. Slide the bearing on the extrusion to be used. (Fit will be loose, because of the open position.)
2. Using a 3/32 allen wrench for 40 Series linear bearing, loosen the Flathead socket cap screws on each side of the linear bearing incrementally as follows. (Fig. #1)

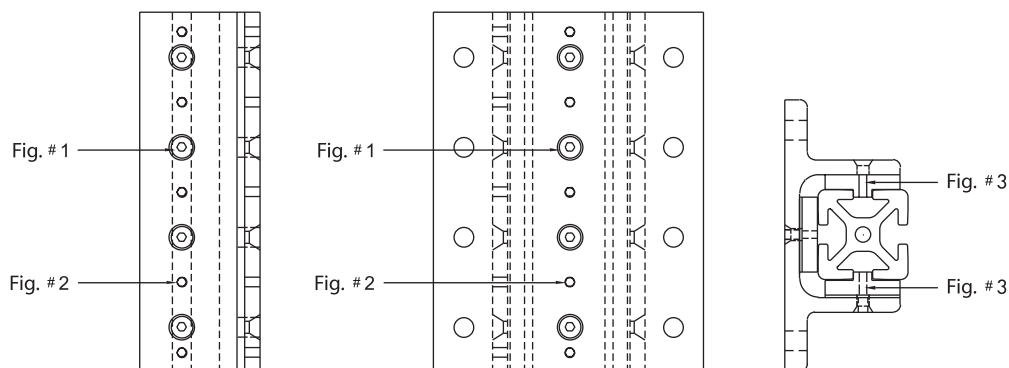
- 40 Series Bearing, 8-32 THREAD

*\*Each flathead screw should be loosened the same amount, to provide even shimming on the extrusion.*

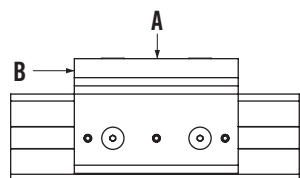
3. Tighten each set screw, using a 5/64 allen wrench for a 40 Series linear bearing, until each flat head screw is properly seated in each countersink. Hint: The amount of turns per set screw will be the same amount as for the flat head socket cap screw. (Fig. #2)

4. For fine tuning: Repeat steps 2 & 3.

*\*Replacement bearing pads are available through TLOTS or your distributor. Due to patent requirements, TLOTS requires all users of the aforementioned product to only replace bearing pads as per the drawing below. Only the opposing sides have keyed bearing pads. (Fig. #3)*



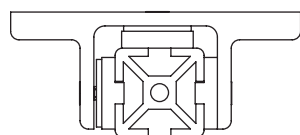
## LINEAR BEARING LOAD RATINGS



### LINEAR BEARING LOAD RATINGS FOR BOTH ECONOMY AND STANDARD BEARINGS

SERIES	LOAD A	FORCE B
40 S	500 lbs	Force to move = 60 lbs

*\*Values are recommended load ratings not to be used for design purposes.*

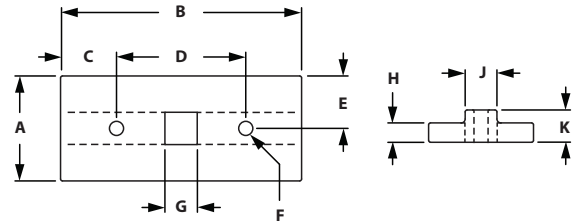


# Linear Bearing Replacement Pads

## ECONOMY BEARING REPLACEMENT PADS



- Material: UHMW
- Low friction to create better linear motion
- Single keyed
- Premachined holes for easy mounting



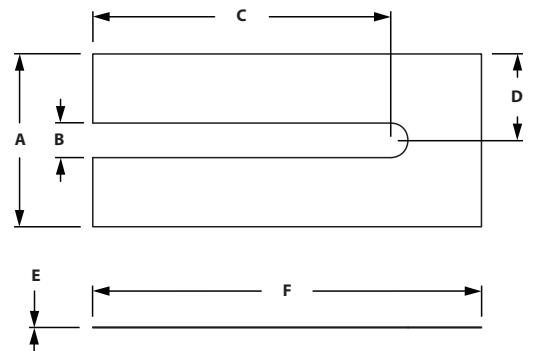
### KEYED PADS

ITEM#	SERIES	A	B	C	D	E	F	G	H	J	K
657177	40	31.75mm	74.12mm	17.06mm	40.00mm	15.88mm	3.18mm	7.92mm	6.17mm	7.92mm	9.53mm

## LINEAR BEARING SHIM STOCK PADS



- Material: Mylar
- Creates precise fit
- Loosen bearing and insert shim between bearing and pad
- Sold in packs of 10



### LINEAR BEARING SHIM STOCK

ITEM#	SERIES	COLOR	A	B	C	D	E	F
657123	40	Clear	31.75mm	6.35mm	54.76mm	15.88mm	.13mm	71.42mm

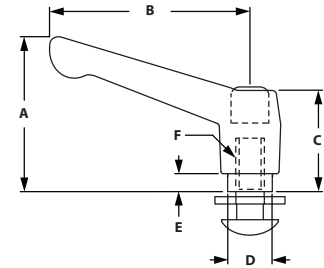
# Linear Bearing Brake Kits

\*Includes Handle, Stud and Washers  
Only applies to brake kits

## LINEAR BEARING BRAKE HANDLE KITS



- Adjustable brake kit that can be added to any bearing
- Quick release to allow movement and easy to secure to semi-permanent position
- Machining required for linear bearing



### L - HANDLE KIT

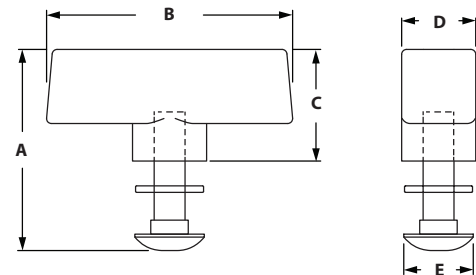
**ITEM#** 657079    **SERIES** 40    **COLOR** Black

**MATERIAL** Nylon

**A** 55.20mm    **B** 78.00mm    **C** 36.07mm    **D** 16.00mm    **E** 7.87mm    **F** 5/16-18



- Adjustable brake kit that can be added to any bearing
- Release to allow movement and easy to secure to semi-permanent position
- Machining required for linear bearing



### T - HANDLE KIT

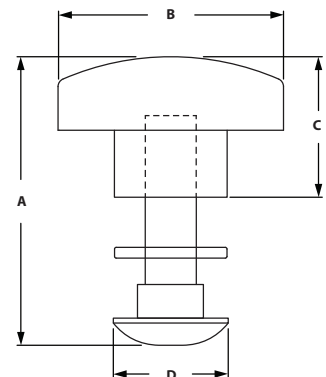
**ITEM#** 657080    **SERIES** 40    **COLOR** Black

**MATERIAL** Polyproylene

**A** 51.71mm    **B** 63.27mm    **C** 28.70mm    **D** 19.05mm    **E** 17.86mm



- Adjustable brake kit that can be added to any bearing
- Release to allow movement and easy to secure to semi-permanent position
- Machining required for linear bearing



### STAR - HANDLE KIT

**ITEM#** 657081    **SERIES** 40    **COLOR** Black

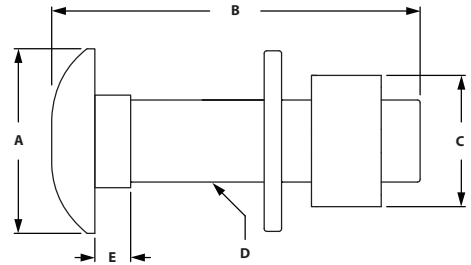
**MATERIAL** Polyproylene

**A** 44.86mm    **B** 35.05mm    **C** 21.84mm    **D** 17.86mm

# Linear Bearing Brake Kits



- Adjustable stop that can be added to any bearing
- Tightens to secure locking capability
- Machining required for linear bearing



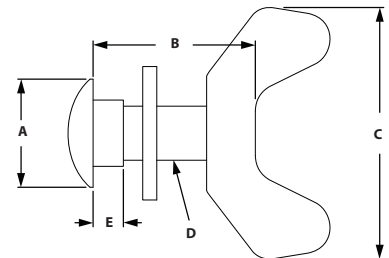
## HEX NUT BRAKE KIT

ITEM#	SERIES
657082	40

A	B	C	D	E
17.88mm	35.97mm	14.30mm	5/16-18	4.37mm



- Adjustable stop that can be added to any bearing
- Tightens to secure locking capability
- Machining required for linear bearing



## WING NUT BRAKE KIT

ITEM#	SERIES
657083	40

A	B	C	D	E
17.86mm	35.97mm	34.93mm	5/16-18	3.81mm





# CONTENT

## 09 CONNECT GUARDING & LED LIGHTING

Connect Guarding .....	456-459
LED Lighting .....	460-461

# 09 CONNECT GUARDING & LED LIGHTING

# TSLOTS Guarding System

## MODULAR GUARDING SYSTEM



### CONCEPT

CONNECT™ uses pre-fabricated panels of varying widths and heights that quickly link together to create a custom guarding solution.

### ADVANTAGES

#### SHORT LEAD TIMES

Pre-fabricated panels will allow you to minimize engineering and design time

#### MODULAR

Need to modify or add something to the guarding? Simply order the additional parts and install as needed on-site

#### EASY ASSEMBLY AND INSTALLATION

The panels arrive assembled and ready to connect to each other. Simply link them together and fasten to the floor.



#### SKETCH

Sketch the footprint of the guarding complete with dimensions and doors.



#### INSTALL


Once your order arrives, connect the pre-fabricated panels using the included hardware, and fasten to the floor.



#### SUBMIT

Consult with the TSLOTS distributor to determine which panels will work best for your needs.

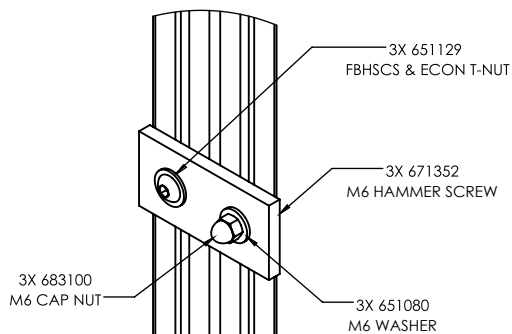
## STANDARD GURADING PANELS



- Connects with Joining Strips
- Assemble in a straight line or at 90 degrees
- 6 inch gap between floor and frame
- Meets OSHA guarding regulations

ITEM #	PANEL SIZE	MATERIAL
114486	1' x 6'	Yellow Wire Mesh
114487	1' x 6'	Black Wire Mesh
114488	1' x 6'	Clear Polycarbonate
114492	1' x 8'	Yellow Wire Mesh
114493	1' x 8'	Black Wire Mesh
114494	1' x 8'	Clear Polycarbonate
114468	3' x 6'	Yellow Wire Mesh
114469	3' x 6'	Black Wire Mesh
114470	3' x 6'	Clear Polycarbonate
114477	3' x 8'	Yellow Wire Mesh
114478	3' x 8'	Black Wire Mesh
114479	3' x 8'	Clear Polycarbonate
114456	4' x 6'	Yellow Wire Mesh
114457	4' x 6'	Black Wire Mesh
114458	4' x 6'	Clear Polycarbonate
114462	4' x 8'	Yellow Wire Mesh
114463	4' x 8'	Black Wire Mesh
114464	4' x 8'	Clear Polycarbonate


## ASSEMBLY INFORMATION



DETAIL A  
SCALE 1 : 2

# CONNECT Guarding

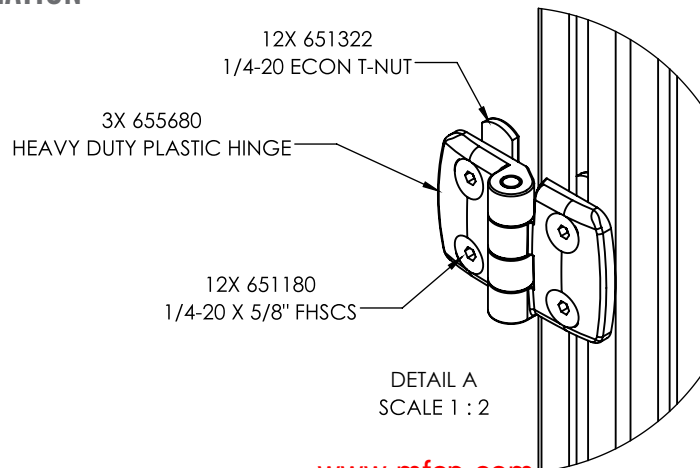
## PIVOT GUARDING PANELS




- Connects with Hinges
- Used to create custom angles in guarding
- 6 inch gap between floor and frame
- Meets OSHA guarding regulations

ITEM #	PANEL SIZE	MATERIAL
114489	1' x 6'	Yellow Wire Mesh
114490	1' x 6'	Black Wire Mesh
114491	1' x 6'	Clear Polycarbonate
114495	1' x 8'	Yellow Wire Mesh
114496	1' x 8'	Black Wire Mesh
114497	1' x 8'	Clear Polycarbonate
114471	3' x 6'	Yellow Wire Mesh
114472	3' x 6'	Black Wire Mesh
114473	3' x 6'	Clear Polycarbonate
114480	3' x 8'	Yellow Wire Mesh
114481	3' x 8'	Black Wire Mesh
114482	3' x 8'	Clear Polycarbonate
114459	4' x 6'	Yellow Wire Mesh
114460	4' x 6'	Black Wire Mesh
114461	4' x 6'	Clear Polycarbonate
114465	4' x 8'	Yellow Wire Mesh
114466	4' x 8'	Black Wire Mesh
114467	4' x 8'	Clear Polycarbonate

## ASSEMBLY INFORMATION

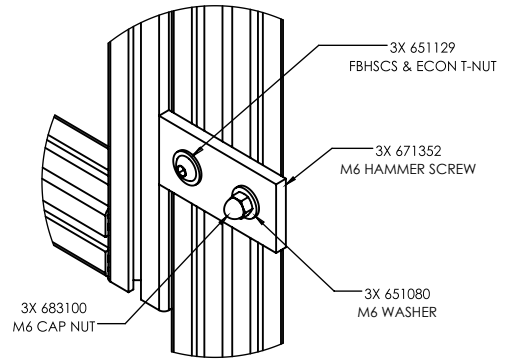


## DOORS GUARDING PANELS



- Connects with Joining Strips
- Place anywhere a door is required
- 6 inch gap between floor and frame
- Meets OSHA guarding regulations
- Doors for 6' panels are 6.5' to allow for easy entry into your guarding

## ASSEMBLY INFORMATION



DETAIL A  
SCALE 1 : 2

ITEM #	PANEL SIZE	MATERIAL
114474	3' x 6.5'	Yellow Wire Mesh
114475	3' x 6.5'	Black Wire Mesh
114476	3' x 6.5'	Clear Polycarbonate
114483	3' x 8'	Yellow Wire Mesh
114484	3' x 8'	Black Wire Mesh
114485	3' x 8'	Clear Polycarbonate

## CONNECT PANEL ADD ONS

### DOOR HANDLES / LATCHES



6 7 1 0 7 4  
Slam Latch



6 5 5 0 5 3  
Deluxe Non-Lock Door Handle *(Requires special machining)*



6 5 5 0 7 6  
Offset Plastic Handle

### BRACKETS / GUSSETS



6 5 3 1 3 6  
2 Hole Corner Bracket



6 5 3 1 6 5  
2 Hole Corner Gusset



6 5 5 2 7 8  
3" Economy Floor Mounting Foot

### HARDWARE / TOOLS



6 5 1 3 2 4  
5/16 - 18 Drop in nut with set screw.



6 5 8 3 1 7  
1/2 - 13 Floor Anchor 3.75" long



6 5 7 0 0 0  
3/16 "T" handle Hex Wrench



6 5 1 1 2 9  
5/16 - 18 flanged button head and economy nut

### JOINING STRIPS



6 5 3 1 4 1  
2 Hole Joining Strip



6 5 3 1 4 0  
3 Hole Joining Strip

# LED Lighting

## INDUSTRIAL LED LIGHT BARS

### WORKSTATION ILLUMINATION

TSLOTS Industrial Light Bar, utilizes advanced LED lighting technology providing high-quality and maintenance-free industrial lighting solutions that will last for years.

- High brightness with an even light output for a no-glare glow.
- Eye shields to eliminate visual strain and glare.
- Robust metal housing, shatterproof light cover and easy installation.
- Ideal for work stations, machine lighting, control cabinets and manufacturing lines.
- We offer our LED Lights in 2', 3' and 4' lengths.
- Lights are easy to install onto TSLOTS™ extrusions.
- Improves visibility and safety in a workplace or on a machine.
- In stock for immediate shipping.





## LED LIGHTING

### STANDARD LIGHT KITS

ITEM#	DESCRIPTION	LUMENS	VOLTS	INCLUDES
686001	2' Light with eye shields	1300	120 V	10' Power Cord and 2 Clip Brackets
686002	3' Light with eye shields	1950	120 V	10' Power Cord and 2 Clip Brackets
686003	4' Light with eye shields	2600	120 V	10' Power Cord and 2 Clip Brackets

### ACCESSORIES

ITEM#	DESCRIPTION
686004	10' Power Cord
686005	15' Power Cord
686008	12" Light-to-light Connector
686006	Clip Bracket
686007	Swivel Clip Bracket

CLIP BRACKET



SWIVEL BRACKET



### RECOMMENDED FASTENERS FOR CLIP BRACKETS

ITEM#	SERIES	QTY	BOLT ITEM	BOLT DESCRIPTION	TNUT ITEM	TNUT DESCRIPTION	WASHER ITEM	WASHER DESCRIPTION
651587	10s	1	651019	1/4-20 x 3/8" BHSCS	651469	1/4-20 Drop-In Tnut	651388	M6 Washer
651589	15s	1	651021	1/4-20 x 1/2" BHSCS	651644	1/4-20 Drop-In Tnut		
651590	40s	1	651333	M6 x 12mm BHSCS	651647	M6 x 1 Drop-In Tnut		
671719	30s	1	699936	M6 x 10mm BHSCS	671326	M6 x 1 Spring Leaf Roll-In Tnut	651388	M6 Washer
671721	45s	1	651570	M6 x 14mm BHSCS	671062	M6 x 1 Roll-In Tnut		

### RECOMMENDED FASTENERS FOR SWIVEL BRACKETS

ITEM#	SERIES	QTY	BOLT ITEM	BOLT DESCRIPTION	TNUT ITEM	TNUT DESCRIPTION
651588	10s	1	651019	1/4-20 x 3/8" BHSCS	651469	1/4-20 Drop-In Tnut
651589	15s	1	651021	1/4-20 x 1/2" BHSCS	651644	1/4-20 Drop-In Tnut
651591	40s	1	651570	M6 x 14mm BHSCS	651647	M6 x 1 Drop-In Tnut
671720	30s	1	699936	M6 x 10mm BHSCS	671326	M6 x 1 Spring Leaf Roll-In Tnut
671722	45s	1	651335	M6 x 16mm BHSCS	671062	M6 x 1 Roll-In Tnut

# CONTENT

## 10 Tools

Allen Wrench Sets .....	464-465
Cutters, Bits & Jigs .....	466-467
Taps .....	467

# 10 TOOLS

# Tools

## RECOMMENDED TOOL SIZE FOR FASTENERS

THREAD SIZE	SHCS	BHSCS	FBHSCS	FHSCS
8-32	--	3/32"	--	--
10-32	5/32"	1/8"	--	--
1/4-20	3/16"	5/32"	5/32"	5/32"
5/16-18	1/4"	3/16"	3/16"	3/16"
3/8-16	5/16"	N/A	--	7/32"
M5	4mm	3mm	--	3mm
M6	5mm	4mm	--	4mm
M8	6mm	5mm	--	5mm
M10	8mm	6mm	--	6mm

## BALL END FOLD OUT COMBO TOOL



- Ball point allows access to hard to reach screws
- Fractional – yellow case, Metric – red case
- Self-contained tool eliminates lost keys

ITEM #	SERIES	HEAD TYPE	INCLUDED TOOL HEAD SIZES
657015	Fractional	Ball End	3/16", 7/32", 1/4", 5/16", 3/8"
657014	Metric	Ball End	5mm, 6mm, 7mm, 8mm, 10mm

## BALL DRIVER AND L-WRENCH TOOL SET



- Ball point allows access to hard to reach screws

ITEM #	SERIES	HEAD TYPE	INCLUDED TOOL HEAD SIZES
657035	Fractional	Ball End	.050", 1/16", 5/64", 3/32", 7/64", 1/8", 9/64", 5/32", 3/16", 7/32", 1/4", 5/16", 3/8"
657030	Metric	Ball End	1.5mm, 2mm, 2.5mm, 3mm, 4mm, 5mm, 6mm, 8mm, 10mm

## BALL END L HEX WRENCH



- Ball end for off axis rotation
- Long arm for maximum torque
- Allows for angle entry up to 25°

ITEM #	SERIES	TOOL HEAD SIZE
657025	Fractional	5/32"
657002	Fractional	3/16"
657005	Fractional	1/4"
657022	Metric	M4
657023	Metric	M5
657024	Metric	M6

## T HANDLE BALL END HEX WRENCHES



- Cushion grip for maximum torque
- 10" long arm for hard to reach areas
- Allows for angle entry up to 25°

ITEM #	SERIES	TOOL HEAD SIZE
657000	Fractional	3/16"
657004	Fractional	1/4"
657034	Fractional	5/32"
657031	Metric	M4
657032	Metric	M5
657033	Metric	M6

# Tools

## CHEATER PIPE



- Gives extra torque in hard to reach spots
- Use with a ball end "L" hex wrench
- Fits over the end of a 1/4" hex wrench

ITEM #	SERIES	DESCRIPTION
657001	Fractional	Cheater Pipe

## ANCHOR FASTENER COUNTERBORE CUTTERS



- Two flute style single end
- High speed steel square end mill
- Allows you to make your own counterbores

ITEM #	SERIES	MILL DIAMETER
657043	Fractional	9/16"
657008	Fractional/Metric	13/16"

## ACCESS HOLE DRILL BITS



- Two flute
- High speed steel
- Can be used with drill jigs, drill press, or mill

ITEM #	SERIES	BIT SIZE
657036	Fractional	.218 x 2.30"
657010	Fractional/Metric	.295 x 2.68"

## ACCESS HOLE DRILL JIGS



- Locates access holes precisely
- Hardened dowel pins prevent rotation
- Replaceable, hardened drill bushings

ITEM #	SERIES	DESCRIPTION	HOLE SIZE
657037	10	Jig for 1010 Extrusion	.218"
657040	10	Jig for 2 Hole for 1020 Extrusion	.218"
657042	10	Jig for 4 Hole for 2020 Extrusion	.218"
657038	10	Replacement Bushing for 10S	.218"
657011	15	Jig for 1515 Extrusion	.296"
657039	15	Jig for 2 Hole for 1530 Extrusion	.296"
657181	15	Jig for 4 Hole for 3030 Extrusion	.296"
657012	15	Replacement Bushing for 15S	.296"
699740	45	Jig for all 45 B-Series Extrusion	.386"

## FLUTED TAPS



ITEM #	SERIES	TAP SIZE
657143	10	1/4-20
657145	15	5/16-18
657144	40	M6 x 1.0
657146	40	M8 x 1.25

# CONTENT

## 11 Extrusion Profiles

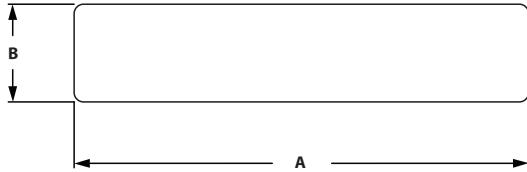
Flat Stock . . . . .	470
Tubes . . . . .	471
Angles . . . . .	472
Gusset Profile & Nub . . . . .	473
Right Angle Nub Profile . . . . .	473-474
Panel Mount Profile . . . . .	475
Single Flange Bearing Profiles . . . . .	475
Double Flange Bearing Profile . . . . .	476
Retainer Angles . . . . .	476
Door Side Tracks . . . . .	477



# 11 EXTRUSION PROFILES

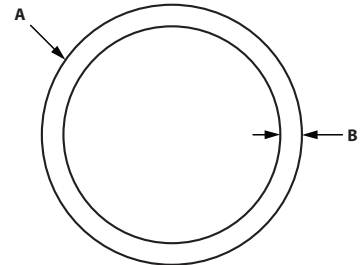
# Extrusion Profiles

## FLAT STOCK



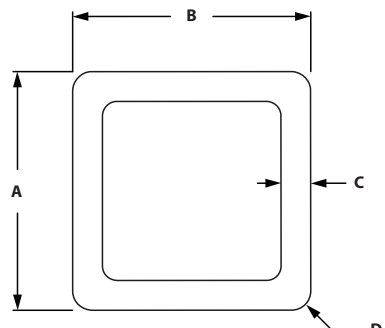
MILL FINISH	ANODIZED	STOCK LENGTH	A	B
662035	662034	144"	1.000"	.188"
662037	662036	144"	1.000"	.250"
662041	662040	144"	1.000"	.500"
662084	---	144"	1.250"	1.250"
662043	662042	144"	1.490"	.250"
662045	662044	144"	1.500"	.500"
662047	662046	144"	1.500"	.750"
662085	---	144"	1.750"	1.750"
662051	662050	144"	2.000"	.188"
662049	662048	144"	2.000"	.500"
662143	662142	144"	2.060"	2.060"
662120	---	144"	2.000"	2.500"
662055	662054	144"	2.500"	.500"
662121	---	144"	2.500"	2.500"
662053	662052	144"	3.000"	.188"
662057	662056	144"	3.000"	.250"
662154	---	144"	3.000"	.500"
662061	662060	144"	3.000"	.750"
662147	662146	144"	3.060"	1.510"
662063	662062	144"	4.000"	.188"
662065	662064	144"	4.000"	.250"
662067	662066	144"	4.000"	.750"
662077	662076	144"	4.000"	2.000"
662131	---	144"	4.000"	3.000"
662112	---	144"	4.500"	.250"
662069	662068	144"	5.000"	.250"
662071	662070	144"	6.000"	.250"
662073	662072	144"	6.000"	.375"

**ALUMINUM TUBE**



MILL FINISH	ANODIZED	STOCK LENGTH	A	B
659007	659006	144"	1.000"	.125"
659009	659008	144"	1.500"	.125"
659011	659010	144"	2.000"	.125"

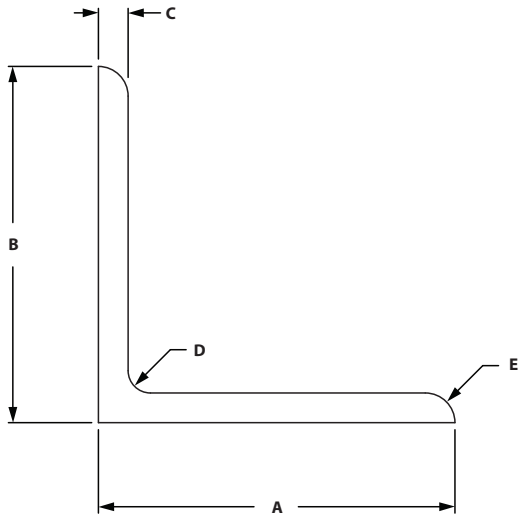
**SQUARE TUBE**



MILL FINISH	ANODIZED	STOCK LENGTH	A	B	C	D
---	662130	144"	2.000"	2.000"	.225"	.375"

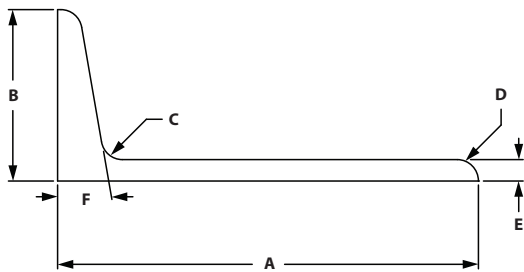
# Extrusion Profiles

## ANGLES



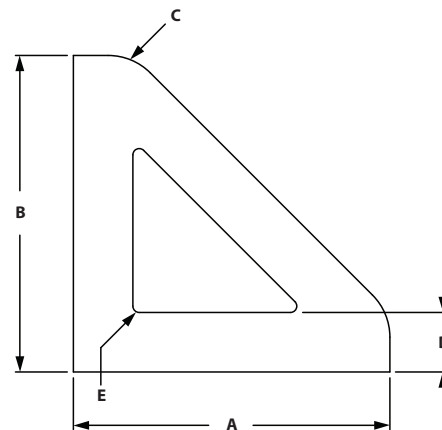
MILL FINISH	ANODIZED	STOCK LENGTH	A	B	C	D	E
662009	662008	150"	1.000"	1.000"	.125"	.125"	.028"
662015	662014	150"	1.000"	1.000"	.188"	.125"	.188"
662011	662010	144"	1.000"	2.000"	.188"	.125"	.188"
662013	662012	150"	1.500"	1.500"	.188"	.188"	.125"
662017	662016	150"	1.500"	1.500"	.250"	.312"	.250"
662023	662022	120"	1.500"	3.000"	.250"	.312"	.250"
662019	662018	150"	2.000"	2.000"	.188"	.125"	.188"
662021	662020	150"	2.500"	2.500"	.188"	.250"	.125"
662025	662024	150"	3.000"	3.000"	.188"	.125"	.125"
662027	662026	150"	3.000"	3.000"	.250"	.312"	.250"
662029	662028	144" MF/ 150" AEA	4.500"	4.500"	.250"	.312"	.250"

## FLOOR MOUNT ANGLES



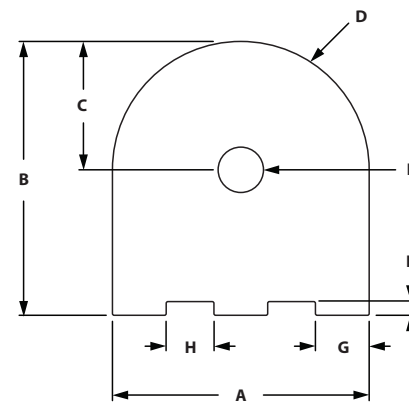
MILL FINISH	ANODIZED	STOCK LENGTH	A	B	C	D	E	F
662079	662078	144" MF/ 120" AEA	5.000"	2.000"	.250"	.250"	.250"	10°
662148	---	150"	3.000"	2.000"	.312"	.250"	.250"	10°

## 45° GUSSET PROFILE



MILL FINISH	ANODIZED	STOCK LENGTH	SERIES	A	B	C	D	E
662135	662134	120"	10	1.000"	1.000"	.188"	.188"	.020"
662139	662138	120"	15	1.500"	1.500"	.250"	.250"	.020"
662137	662136	120"	10	2.000"	2.000"	.188"	.188"	.020"
662141	662140	120"	15	3.000"	3.000"	.250"	.250"	.020"

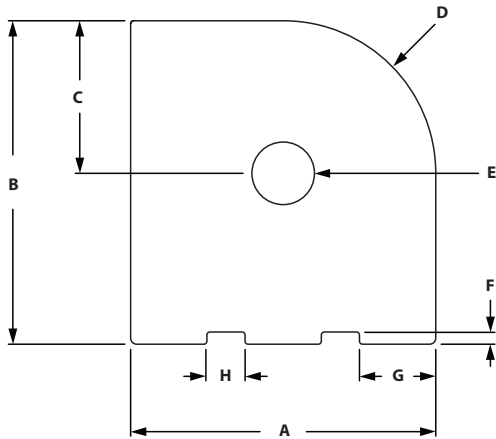
## PIVOT NUB PROFILE



MILL FINISH	ANODIZED	STOCK LENGTH	SERIES	A	B	C	D	E	F	G	H
662107	662106	120"	10	1.000"	1.060"	.500"	.500"	.205"	.040"	.250"	.125"
662105	662104	120"	15	1.500"	1.600"	.750"	.750"	.265"	.080"	.314"	.279"

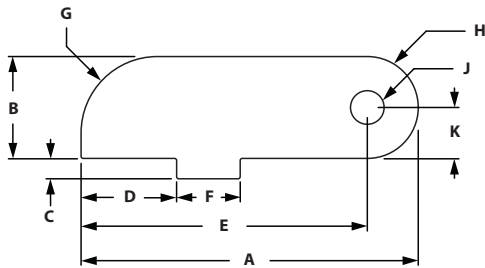
# Extrusion Profiles

## RIGHT ANGLE NUB PROFILE



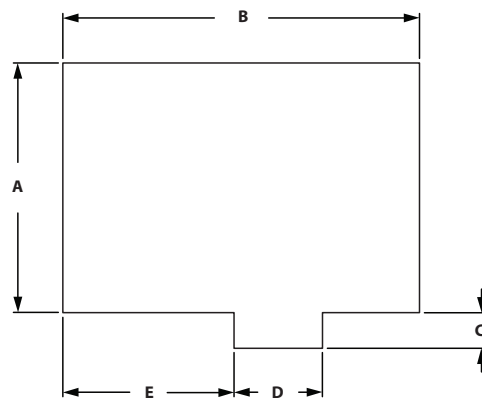
MILL FINISH	ANODIZED	STOCK LENGTH	SERIES	A	B	C	D	E	F	G	H
662081	662080	120"	10	1.000"	1.060"	.500"	.500"	.205"	.040"	.250"	.125"
662083	662082	120"	15	1.500"	1.600"	.750"	.750"	.265"	.080"	.314"	.279"

## HINGE PROFILE



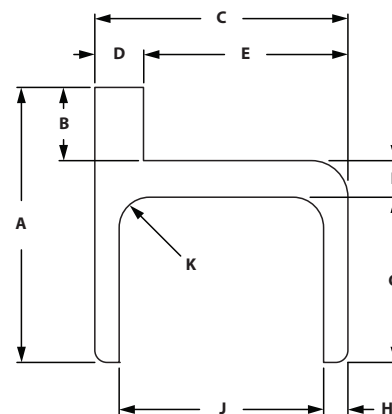
MILL FINISH	ANODIZED	STOCK LENGTH	SERIES	A	B	C	D	E	F	G	H	J	K
662109	662108	120"	10	1.156"	.500"	.060"	.252"	.906"	.249"	.375"	.250"	.180"	.250"
662111	662110	120"	15	1.655"	.500"	.100"	.469"	1.405"	.312"	.375"	.250"	.180"	.250"
662164	---	120"	40	1.695"	.500"	.100"	.469"	1.445"	.312"	.375"	.250"	.165"	.250"

## PANEL MOUNT PROFILE



MILL FINISH	ANODIZED	STOCK LENGTH	SERIES	A	B	C	D	E
662117	662116	120"	10	.700"	.812"	.050"	.247"	.373"
662115	662114	120"	15	.875"	1.250"	.125"	.310"	.600"

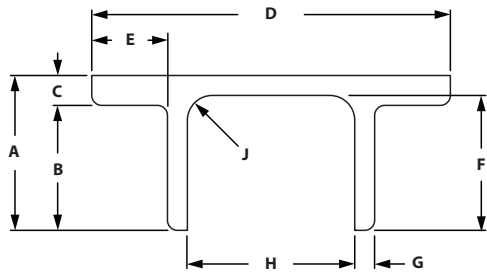
## SINGLE FLANGE BEARING PROFILE



MILL FINISH	ANODIZED	STOCK LENGTH	SERIES	A	B	C	D	E	F	G	H	J	K
662093	662092	120"	10	2.160"	.750"	1.701"	.312"	1.389"	.250"	1.160"	.156"	1.389"	.250"
662099	662098	120"	15	2.818"	.750"	2.600"	.500"	2.100"	.375"	1.693"	.250"	2.100"	.312"

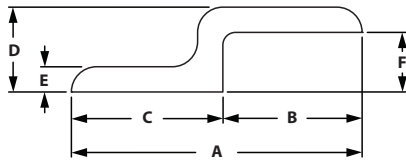
# Extrusion Profiles

## DOUBLE FLANGE BEARING PROFILE



MILL FINISH	ANODIZED	STOCK LENGTH	SERIES	A	B	C	D	E	F	G	H	J
662095	662094	120"	10	1.316"	1.004"	.312"	3.260"	.780"	1.160"	.156"	1.389"	.125"
662097	662096	120"	10	1.316"	1.004"	.312"	4.250"	.772"	1.160"	.156"	2.395"	.125"
662101	662100	120"	15	1.943"	1.568"	.375"	4.500"	.950"	1.693"	.250"	2.100"	.312"
662103	662102	120"	15	1.943"	1.568"	.375"	6.000"	.950"	1.693"	.250"	3.600"	.312"

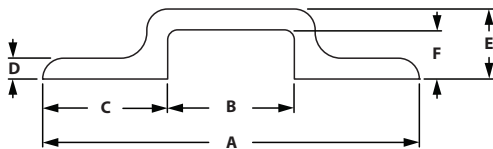
## RETAINER ANGLES



S4

MILL FINISH	ANODIZED	STOCK LENGTH	SERIES	A	B	C	D	E	F
662091	662090	120"	10	1.938"	.938"	1.000"	.563"	.188"	.375"
662087	662086	120"	15	2.879"	1.379"	1.500"	.840"	.250"	.590"
662126	--	4M	40	76.98mm	37.00mm	40.00mm	21.95mm	6.00mm	15.95mm

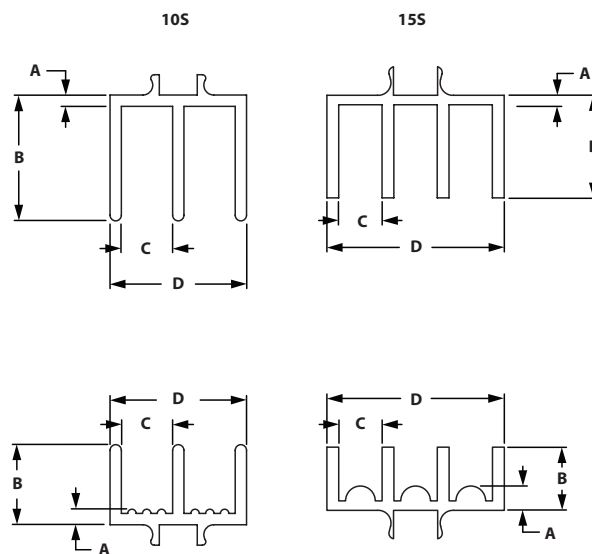
## DOUBLE RETAINER ANGLES



MILL FINISH	ANODIZED	STOCK LENGTH	SERIES	A	B	C	D	E	F
662133	662132	120"	10	3.021"	1.021"	1.000"	.188"	.563"	.375"
662089	662088	120"	15	4.520"	1.523"	1.500"	.250"	.840"	.590"



## DOOR SLIDE TRACKS



ANODIZED	SERIES	TRACK	A	B	C	D
655189	10	Upper	.620"	.688"	.281"	.750"
655188	15	Upper	.060"	.650"	.275"	1.125"
655191	10	Lower	.085"	.438"	.281"	.750"
655190	15	Lower	.154"	.400"	.275"	1.125"

# CONTENT

## 11 Machining Services

Slot Locations . . . . .	480
Ordering Notes . . . . .	481
Order Example . . . . .	482
Cut To Length . . . . .	483
Tap . . . . .	484-485
Access Hole . . . . .	486-487
Counterbore Anchor / Butt Fastening Assembly . . . . .	488
Counterbore with Through Hole . . . . .	489
Door Handle Milling . . . . .	490-491
Bolt Connectors . . . . .	492
Central Connectors . . . . .	493
Panels And Wire Mesh Cut . . . . .	494
Miter Saw Cuts & Counterbore . . . . .	495
Notch Services . . . . .	496-497

# 12 MACHINING SERVICES

# Machining Services

## MACHINING SERVICE

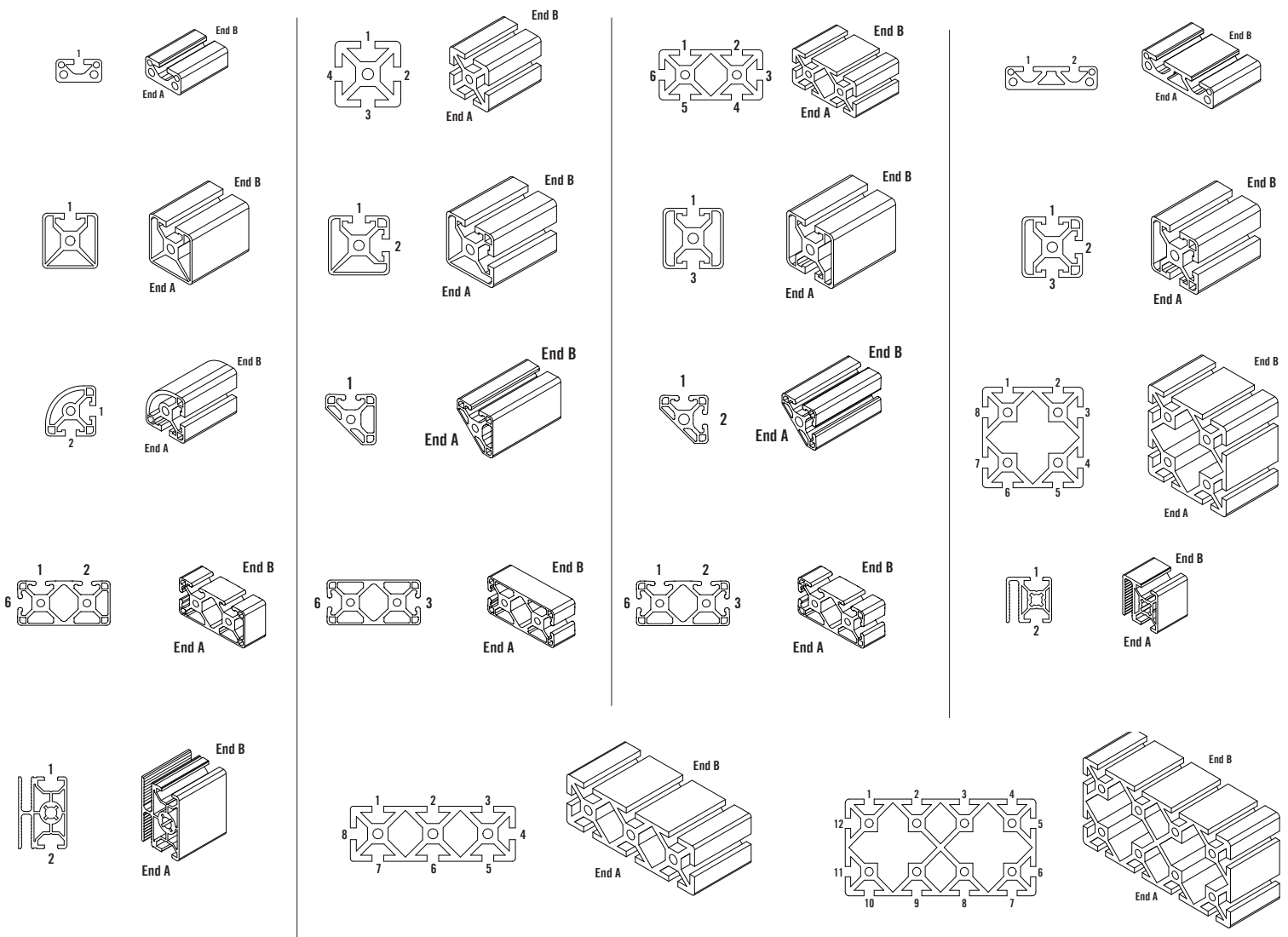
To make machining TSLOTS a simple process, it is necessary to identify the machinable location of the extrusion. For standard services, refer to the drawings on this page for basic identification of each profile.

**Some things to keep in mind when ordering machining services:**

Where possible, include a drawing with the required machining services.

Remember, if you have us machine your kit for you, it will arrive at your door ready to assemble. Or, if you prefer, we will ship your kit to you pre-assembled, ready to use.

For non-standard machining services, custom prints are required or engineering help is available.



## ORDERING NOTES FOR STANDRAD MACHINING SERVICES

### CUT TO LENGTH

Specify –

1. The extrusion item number or description
2. The quantity of extrusions
3. The length of the extrusion
4. The machining service number

### DRILL ACCESS HOLES

Specify –

1. The extrusion item number or description
2. The number of pieces to be drilled
3. The length of the extrusion
4. The machining service number
5. The slot location at which the feature is required and the distance from end "A"

### MITER CUT AND COUNTERBORE

Specify –

1. The extrusion item number or description
2. The number of pieces to be miter cut
3. The length of the extrusion from longest corner to longest corner
4. The machining service number
5. The end(s) at which the machining is required and the face from which a bolt would be installed
6. The degree in which in need it cut to

### FURNITURE SYTLE DOOR MILLING

Specify –

1. The extrusion item number or description
2. The number of pieces to be drilled
3. The length of the extrusion
4. The machining service number
5. The slot location at which the feature is required and the distance from end A"

### CENTRAL/BOLT CONNECTORS

Specify –

1. The extrusion item number or description
2. The number of pieces to be drilled
3. The length of the extrusion
4. The machining service number
5. The slot location at which the feature is required and the distance from end A"

### TAPPING

Specify –

1. The extrusion item number or description
2. The number of pieces to be tapped
3. The length of the extrusion
4. The machining service number
5. The end(s) at which the tapped hole is required

### COUNTERBORE FOR ANCHOR/BUTT FASTENER ASSEMBLY

Specify –

1. The extrusion item number or description
2. The number of pieces to be counterbored
3. The length of the extrusion
4. The machining service number
5. The end(s) to be machined and the slot location at which the counterbore is required

### COUNTERBORE WITH THROUGH HOLE

Specify –

1. The extrusion item number or description
2. The number of pieces to be drilled
3. The length of the extrusion
4. The machining service number
5. The slot location at which the feature is required and the distance from end A"

### DELUXE DOOR HANDLE MILLING

Specify –

1. The extrusion item number or description
2. The number of pieces to be drilled
3. The length of the extrusion
4. The machining service number
5. The slot location at which the feature is required and the distance from end A"

### BOLT AND CENTRAL CONNECTORS

Specify –

1. The extrusion item number or description
2. The number of pieces to be drilled
3. The length of the extrusion
4. The machining service number
5. The slot location at which the feature is required and the distance from end A"

All other machining services have ordering notes and ordering examples on the page where the machining service is located.

# Machining Services

## ORDER EXAMPLE

Your project calls for 15 pieces of 1.5" x 1.5" extrusion and 5 pieces of 1.5" x 3". All 15 pieces of the 1.5" x 1.5" are cut to length and will be machined – 10 pieces @ 55" and 5 pieces @ 24.25" and all 5 pieces of the 1.5" x 3" are miter cut and counterbored – 5 pieces @ 16.35".

In this example there are (3) separate orders that will take place:

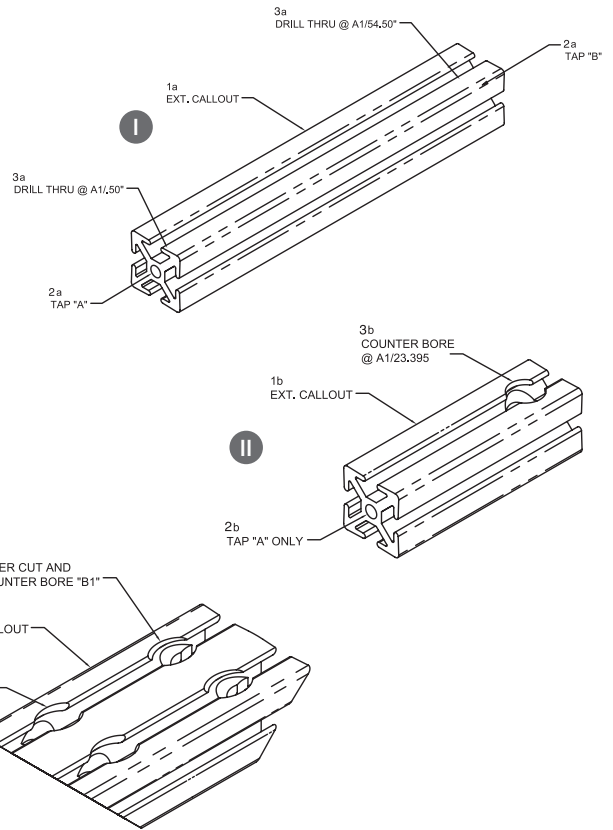
- I. 10 pieces of 1.5" x 1.5" @ 55"
- II. 5 pieces of 1.5" x 1.5" @ 24.25" and
- III. 5 pieces of 1.5" x 3" @ 16.35".

\*\*At the end of your machining order, total each machining service on separate lines.

Ex. In Scenario I and II there are 15 Cut To Length charges – 660003 – 15.

The information needed to complete the above order scenario is as follows:

- I. The 10 pieces of 1.5" x 1.5" @ 55":
  - 1a. Extrusion item number or, Description pieces, length
  - 2a. Tapped
  - 3a. Drilled for access holes
- II. The 5 pieces off 1.5" x 1.5" @ 24.25":
  - 1b. Extrusion item number or Description, pieces, length
  - 2b. Tapped
  - 3b. Counterbored
- III. The 5 pieces of 1.5" x 3" @ 16.35":
  - 1c. Extrusion item number or Description, pieces, length
  - 2c. Miter cut and counterbored



Your order would look as follows:

ITEM #	QTY	MACHINING SERVICE NUMBER	LENGTH
I. (1a) 650005 (TS1515)	10	(2a) 660034 A-B (3a) 660028 A1/.75"-A1/54.25"	55"
II. (1b) 650005 (TS1515)	5	(2b) 660034 A (3b) 660057 A1/23.395"	24.25"
III. (1c) 650008 (TS1530)	5	(2c) 660056 A1-A2--B1-B2	16.35"
Machining Services Details	15	660003	
	25	660034	
	20	660028	
	5	660057	
	10	660056	

## CUT TO LENGTH

### FRACTIONAL

ITEM #	PROFILE	EXTRUSION TYPE
660002	1010	1010, 1010-GR, 1010-QR, 1010-MONO, 1010-BIAD, 1010-BIOPP, 1010-TRI
660000	1020	1020, 1020GR
660004	2020	2020, 2020GR
660001	1030	1030
660005	2040	2040
660003	1515	1575, 1515, 1515-G, 1515-L, 1515-LGR, 1515-VL, 1515-VLGR, 1515-MONO, 1515-BIAD, 1515-BIOPP, 1515-TRI, 1515-QR
660006	1530	3075, 1530, 1530-GR, 1530-L, 1530-LGR, 1530-VL
660007	1545	1545
660013	3030	3030, 3030-L, 3030-GR, 3030-LGR
660008	3060	3060



### B-SERIES

ITEM #	PROFILE	EXTRUSION TYPE
670500	2020	2020
670501	2040	2040
670502	3030	3030, 3030-BIAD, 3030-BIOPP, 22.5X45, 3030-FG30, 3030-FG40, 3045-FG30, 3045-FG40, 3045-C Channel
670503	3060	3060, 3060-R
660003	4040	4040
660006	4080	4080
670504	4545	4545, 4545-H, 4545-MONO, 4545-BIAD, 4545-BIOPP, 4545-TRI, 4545-R, 4545-HR
670505	4590	4590, 4590-H, 4560-H
670506	6060	6060, 6060-H, 6060-8SLOT
670507	6090	6090
670508	9090	9090

### METRIC

ITEM #	PROFILE	EXTRUSION TYPE
660002	2020	2020, 2020-BIAD, 2020-BIOPP
660000	2040	2040
660003	4040	4040, 4040-L, 4040-VL, 4040-BIAD, 4040-BIOPP, 4040-TRI, 4040-MONO, 4045-MONO, 4045-BISLOT
660006	4080	4080, 4080-L, 4080-VL, 4080-L BIAD, 4080-L BIOP, 4080-L 4 SLOT
660013	8080	8080
660008	80160	80160

### MISC. CUT CHARGE

ITEM #	PROFILE	EXTRUSION TYPE
660129	All	For all extrusion profiles

#### ORDERING NOTES

Cut to length requirements should be described by specifying:

1. The extrusion item number or description
2. The quantity of extrusions
3. The length of the extrusion
4. The machining service number

◦ Tolerance on cuts is +/- .015"

◦ Squareness of cut is .003" per inch max.

#### EXAMPLE

A project required 8 pieces of 1.5"x1.5", cut to a length of 60" each. These profiles would be ordered as follows:

ITEM #	QTY	MACHINING SERVICE NUMBER	LENGTH
650005	8		60"
	8	660003	

# Machining Services

## TAP PROFILE END

### FRACTIONAL

ITEM #	PROFILE	TAP SIZE	# OF TAPS	DEPTH	EXTRUSION TYPE
660190	1050 & 2050	10-32	2	.750"	1050, 2050
660189		M5	2	.750"	
660035	1010	1/4-20	1	.750"	1010, 1010-GR, 1010-QR, 1010-MONO, 1010-BIAD, 1010-BIOPP, 1010-TRI
660036		M6 x 1.00	1	.875"	
660025	1020	1/4-20	2	.750"	1020, 1020GR
660026		M6 x 1.00	2	.875"	
660037	2020	1/4-20	4	.750"	2020, 2020GR
660040		M6 x 1.00	4	.875"	
660016	1030	1/4-20	3	.750"	1030
660017		M6 x 1.00	3	.875"	
660018	2040	1/4-20	8	.750"	2040
660019		M6 x 1.00	8	.875"	
660034	1515	5/16-18	1	1.000"	1575, 1515, 1515-G, 1515-L, 1515-LGR, 1515-VL, 1515-VLGR, 1515-MONO, 1515-BIAD, 1515-BIOPP, 1515-TRI, 1515-QR
660009		3/8-16	1	1.250"	
660030		7/16-14	1	1.000"	
660033		M8 x 1.25	1	1.125"	
660121		M10 x 1.50	1	1.250"	
660024	1530	5/16-18	2	1.000"	3075, 1530, 1530-GR, 1530-L, 1530-LGR
660182		3/8-16	2	1.250"	
660027		M8 x 1.25	2	1.125"	
660010	1545	5/16-18	3	1.000"	1545
660183		3/8-16	3	1.250"	
660011		M8 x 1.25	3	1.125"	
660031	3030	5/16-18	4	1.000"	3030, 3030-L, 3030-GR, 3030-LGR
660184		3/8-16	4	1.250"	
660032		M8 x 1.25	4	1.125"	
660012	3060	5/16-18	8	1.000"	3060
660014		M8 x 1.25	8	1.125"	



### B-SERIES

ITEM #	PROFILE	TAP SIZE	# OF TAPS	DEPTH	EXTRUSION TYPE
670509	2020B	M6 x 1.00	1	22 mm	2020
660035		1/4-20	1	19 mm	
670510	2040B	M6 x 1.00	2	22 mm	2040
660025		1/4-20	2	19 mm	
670511	3030B	M8 x 1.25	1	28.5 mm	3030, 3030-BIAD, 3030-BIOPP, 3030-FG30, 3030-FG40, 3045-FG30, 3045-FG40, 3060-R
660034		5/16-18	1	25.4 mm	
670512	3060B	M8 x 1.25	2	28.5 mm	3060, 3060-R
660024		5/16-18	2	25.4 mm	
660032	6060-8 Slot	M8 x 1.25	4	28.5 mm	8080-8Slot
670513	4040B / 4545B/ 6060B / 4560B	M12 x 1.75	1	31.7 mm	4040, 22.5x45, 4545, 4545-H, 4545-MONO, 4545-BIAD, 4545-BIOPP, 4545-TRI, 4545-R, 6060, 6060-H, 4560-H, 4545-HR
670514	4080B / 4590B	M12 x 1.75	2	31.7 mm	4080, 4590, 4590-H,
670515	9090B	M12 x 1.75	4	31.7 mm	9090
670516	6090B	M16 x 2.00	1	31.7 mm	6090
670528	80160LB	M12 x 1.75	8	31.7 mm	80160



METRIC ITEM #	PROFILE	TAP SIZE	# OF TAPS	DEPTH	EXTRUSION TYPE
660124	2020	M5	1	20 mm	2020, 2020-BIADJ, 2020-BIOPP
660189	2040	M5	2	20 mm	2040
660034	4040 & 4045 MONO	5/16-18	1	25.4 mm	4040, 4040-L, 4040-VL, 4040-BIAD, 4040-BIOPP, 4040-TRI, 4045-MONO
660009		3/8-16	1	31.7 mm	
660030		7/16-14	1	25.4 mm	
660033		M8 x 1.25	1	28.5 mm	
660121		M10 x 1.50	1	31.7 mm	
660009	4045 BI SLOT	3/8-16	1	31.7 mm	4045 BI SLOT
660121		M10 x 1.50	1	31.7mm	
660024	4080	5/16-18	2	25.4 mm	4080, 4080-L, 4080-VL, 4080-L BIAD, 4080-L BIOP, 4080-L, 4 SLOT
660182		3/8-16	2	31.7 mm	
660027		M8 x 1.25	2	28.5 mm	
660183	40120	3/8-16	3	31.7mm	40120
660011		M8 x 1.25	3	28.5mm	
660031	8080	5/16-18	4	25.4 mm	8080
660184		3/8-16	4	31.7 mm	
660032		M8 x 1.25	4	28.5 mm	
660012	80160	5/16-18	8	25.4 mm	80160
660014		M8 x 1.25	8	28.5 mm	

**ORDERING NOTES**

Profile end tapping requirements should be described by specifying:

1. The extrusion item number or description
2. The number of pieces to be tapped
3. The length of the extrusion
4. The machining service number
5. The end(s) at which the tapped hole is required

See page 474 for the drawings of the extrusion ends

This machining service provides one or more tapped holes to your extrusion ends. End tap holes are required for the following fastening and accessories when using extrusion end.

- End Fastener Assembly
- Leveling Feet
- Base Plates
- Anchor Plates
- Caster Mounting Plates
- Pressure Manifold Plates
- Casters

**EXAMPLE**

You want 4 pieces of the 1.5" x 1.5" @ 30" tapped at each end for the attachment of the 5/16-18 End Fastener Assembly. This machining service would be ordered as follows:

ITEM #	QTY	MACHINING SERVICE NUMBER	LENGTH
650005	4	660034 A-B	30"
	4	660003	
	8	660004	

» *Non-standard machining services are quoted by TSLOTS*

◦ *Machining tolerance is +/- .030"*

# Machining Services

## DRILL ACCESS HOLE

### FRACTIONAL - SINGLE ACCESS HOLE

ITEM #	SERIES	TYPE	HOLE DIAMETER
660029	10	Single	.218"
660028	15	Single	.295"



### B-SERIES - SINGLE ACCESS HOLE


ITEM #	SERIES	TYPE	HOLE DIAMETER
670517	20	Single	5.80mm
670518	30	Single	7.90mm
670519	30	Single	11.00mm
670520	45	Single	9.80mm
670521	45	Single	17.00mm

### METRIC - SINGLE ACCESS HOLE

ITEM #	SERIES	TYPE	HOLE DIAMETER
660123	20	Single	4.50mm
660028	40	Single	7.50mm

### PATTERNED ACCESS HOLE FOR FRACTIONAL AND METRIC

ITEM #	SERIES	PATTERN	TYPE	HOLE DIAMETER	A
660105	10	2 Hole	In-Line	.218"	1.000"
660106	15	2 Hole	In-Line	.295"	1.500"
660185	40	2 Hole	In-Line	7.50mm	40.00 mm
660107	10	2 Hole	Side by Side	.218"	N/A
660108	15	2 Hole	Side by Side	.295"	N/A
660186	40	2 Hole	Side by Side	7.50mm	N/A
660159	10	3 Hole	Side by Side	.218"	N/A
660109	15	3 Hole	Side by Side	.295"	N/A
660110	10	4 Hole	Side by Side	.218"	1.000"
660111	15	4 Hole	Side by Side	.295"	1.500"
660187	40	4 Hole	Side by Side	7.50mm	40.00 mm



## DRILL ACCESS HOLE (CONTINUED)

### ORDERING NOTES

Access hole requirements should be described by specifying:

1. The extrusion item number or description
2. The number of pieces to be drilled
3. The length of the extrusion
4. The machining service number
5. The slot location at which the feature is required and the distance from end "A"

See page 474 for the correct end and T-Slot location call-outs.

If multiple single hole drillings are required on one profile, they should be called out together with a hyphen (-) separating each drilling location callout. If different access hole drilling services are required on one profile (i.e. 1 x single hole, 1 x 4-hole pattern), they should be called out as separate line items.

### EXAMPLE

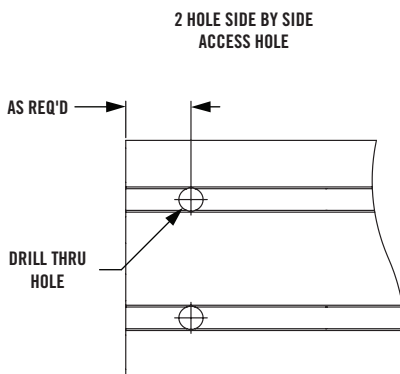
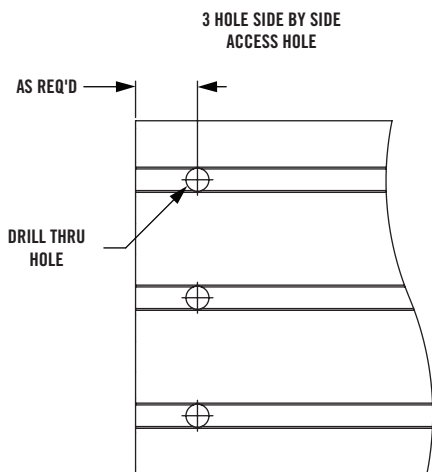
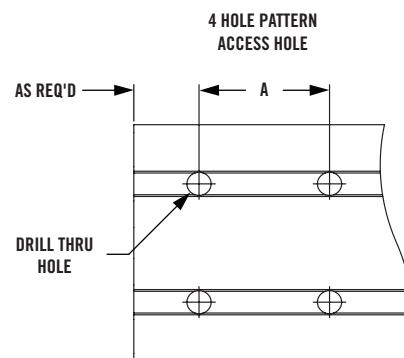
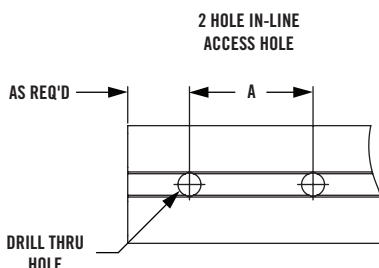
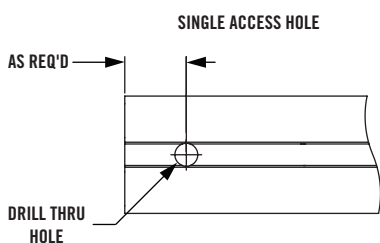
You want 2 pieces of 1.5 x 1.5" @ 45" to receive a two-hole in-line access hole pattern at both ends, for attachment of a length of 15 x 30. The order would look as follows:

ITEM #	QTY	MACHINING SERVICE NUMBER	LENGTH
650005	2	660106 A1/.75"-A1/44.25"	45"
	2	660003	
	4	660106	

*Note that the distance specified in both cases (from the reference end of the profile) will provide a flush connection with the mating extrusion.*

◦ *Machining tolerance is +/- .030"*


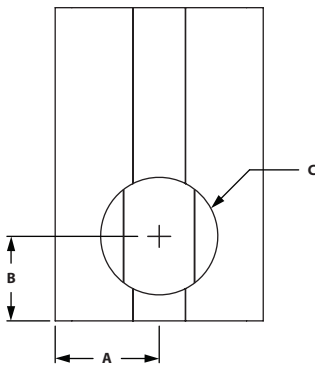
## PATTERNED ACCESS HOLE DRAWINGS



# Machining Services

## ANCHOR FASTENER COUNTERBORE/BUTT FASTENER COUNTERBORE

ITEM #	SERIES	COUNTERBORE	COUNTERBORE SIZE	A	B	C
660022	10	Anchor Fastener	.563" Dia. x .420" Deep	.500"	.436"	.563" x .420"
660020	15/40	Anchor Fastener	.812" Dia x .650" Deep	.750"	.855"	.812" x .650"
660023	10	Butt Fastener	.563" Dia. x .420" Deep	.500"	.436"	.563" x .420"
660021	15/40	Butt Fastener	.812" Dia x .650" Deep	.750"	.721"	.812" x .650"



### ORDERING NOTE

Counterboring requirements should be described by specifying:

1. The extrusion item number or description
2. The number of pieces to be counterbored
3. The length of the extrusion
4. The machining service number
5. The end(s) to be machined and the slot location at which the counterbore is required

See page 474 for information regarding T-Slot location callouts.

When multiple counterbores are needed on one profile, they should all be called out together, with a hyphen (-) separating each end / T-Slot location callout (see example).

- Counterbore is needed to insert the anchor fastener assembly or butt fastener assembly
- Counterbore locations for each extrusion must be specified as shown below.
- Anchor fasteners & butt fasteners are on pages 104 & 382.

### EXAMPLE

A project requires that two lengths of profile be machined for an anchor fastener assembly. One of the lengths is the 1.5" x 1.5" @ 41" extrusion profile and requires the counterboring at one end only, in slot A1 and A3 of the profile. The other length is the 1.5" x 3" extrusion profile @ 45" that requires machining for two anchor fasteners at each end, in slot A3-A6 and B3-B6 of the profile only. The counterbore service would be ordered as follows:


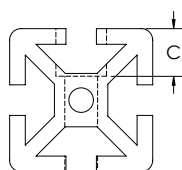
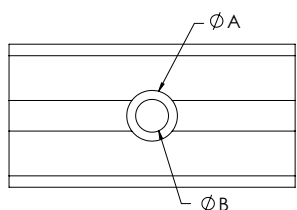
ITEM #	QTY	MACHINING SERVICE NUMBER	LENGTH
650005	1	660106 A1/.75"-A1/44.25"	41"
650008	1	660020-A3-A6-B3-B6	45"
	1	660103	
	1	660106	
	6	660020	

◦ Machining tolerance is +/- .030"

(Counterbore machining services are priced per counterbore required.)

## COUNTER BORE WITH THROUGH HOLE

ITEM #	SERIES	A	B	C
660168	10	.438"	.266"	.328"
660139	15/40	.531"	.344"	.495"



### ORDERING NOTE

1. The extrusion item number or description
2. The number of pieces to be drilled
3. The length of the extrusion
4. The machining service number
5. The slot location at which the feature is required and the distance from end A"

### EXAMPLE

A project requires that a counter bore with through hole be used on a 15 x 15 extrusion. The hole will be .75" from side "A" in slot 1. The machining service would look as follows:

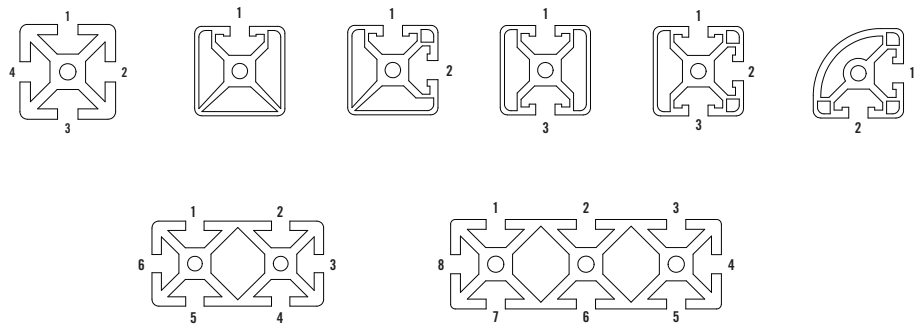
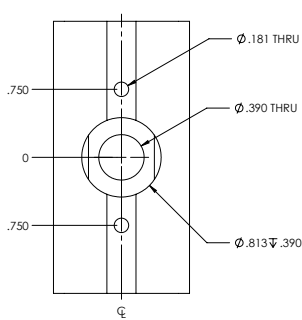
ITEM #	QTY	MACHINING SERVICE NUMBER	LENGTH
650005	1	660139 A1/.75"	24"

◦ Machining tolerance is +/- .030"

# Machining Services

## FURNITURE STYLE DOOR HANDLE MILLING SERVICE

ITEM #	SERIES	BORE SIZE
660091	15/40	.813" Dia x .390" Deep



### ORDERING NOTE

Specify –

1. The extrusion item number or description
2. The number of pieces to be drilled
3. The length of the extrusion
4. The machining service number
5. The slot location at which the feature is required and the distance from end A"

### EXAMPLE

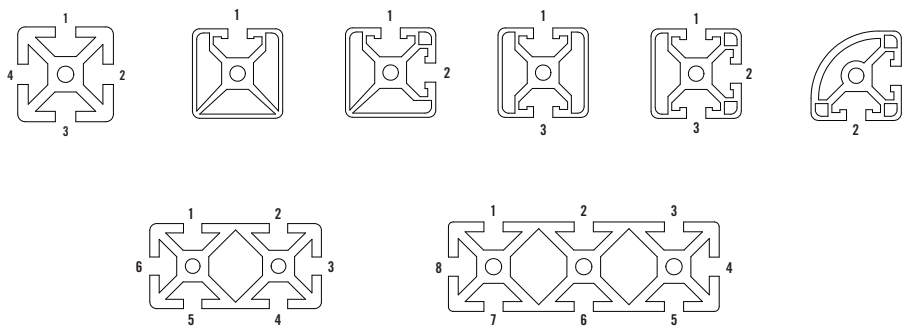
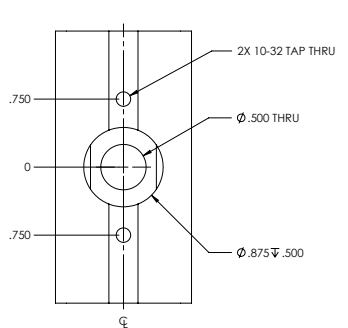
A project requires that a furniture style door handle be used on a 15 x 15 extrusion. The door handle will be 5" from side "A" in slot 1. The machining service would look as follows:

- Milling the extrusion allows the furniture style door handle to be mounted to the TSLOTS extrusion.
- Please specify distance from end to handle center.
- Deluxe door handle is on pages 129 & 399.
- » For 15 & 40 Series only.
- Machining tolerance is +/- .030"

ITEM #	QTY	MACHINING SERVICE NUMBER	LENGTH
650005	1	660091 A1/5"	30"

## DELUXE DOOR HANDLE MILLING SERVICE

ITEM #	SERIES	BORE SIZE
660086	15/40	.875" Dia x .500" Deep



### ORDERING NOTE

1. The extrusion item number or description
2. The number of pieces to be drilled
3. The length of the extrusion
4. The machining service number
5. The slot location at which the feature is required and the distance from end "A"

- Milling the extrusion allows the deluxe door handle to be mounted to the TSLOTS extrusion.
- Please specify distance from end to handle center.
- Deluxe door handle is on page 129 & 399.

» For 15 & 40 Series only.

### EXAMPLE

A project requires that a deluxe door handle be used on a 15 x 15 extrusion. The door handle will be 8" from side "A" in slot 4. The machining service would look as follows:

◦ Machining tolerance is +/- .030"

ITEM #	QTY	MACHINING SERVICE NUMBER	LENGTH
650005	1	660086 A4/8"	24"

# Machining Services

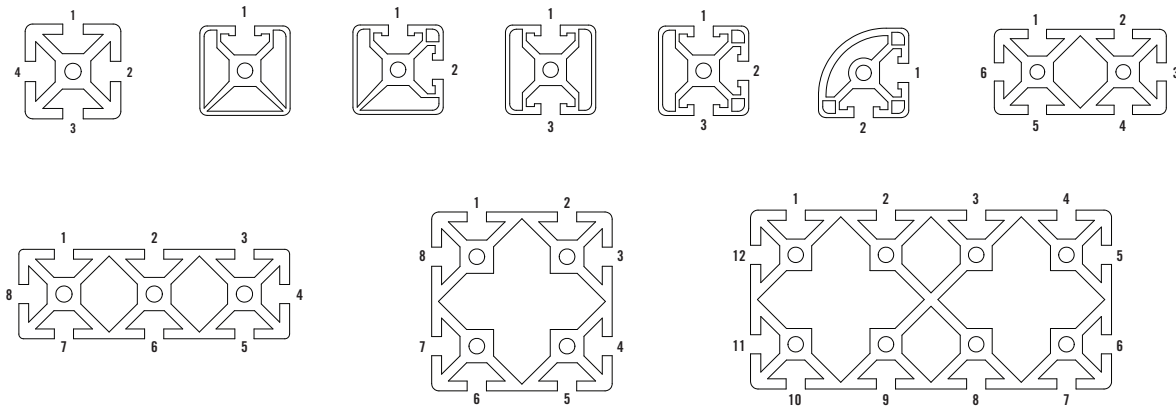
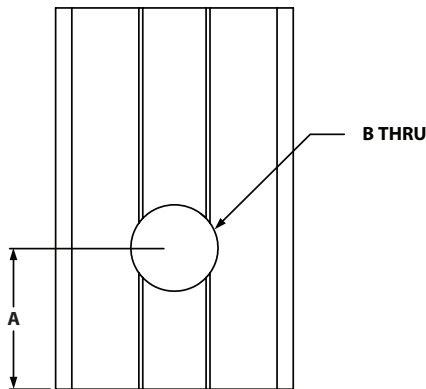
## BOLT CONNECTOR MACHINING

### BOLT CONNECTOR

ITEM #	SERIES	CONNECTOR ITEM #	A	B
670523	30	671600	18.00 mm	9.80 mm
670524	45	671602, 671605	22.50 mm	17.00 mm



Bolt Connector



### ORDERING NOTE

Specify –

1. The extrusion item number or description
2. The number of pieces to be drilled
3. The length of the extrusion
4. The machining service number
5. The slot location at which the feature is required and the distance from end "A"

### EXAMPLE

A project requires that a bolt connector with through hole be used on a 30mm x 30mm extrusion. The hole will be 18mm from side "A" in slot 1. The machining service would look as follows:

ITEM #	QTY	MACHINING SERVICE NUMBER	LENGTH
670007	1	670523 A1/18mm	24"

◦ Machining tolerance is +/- .030"

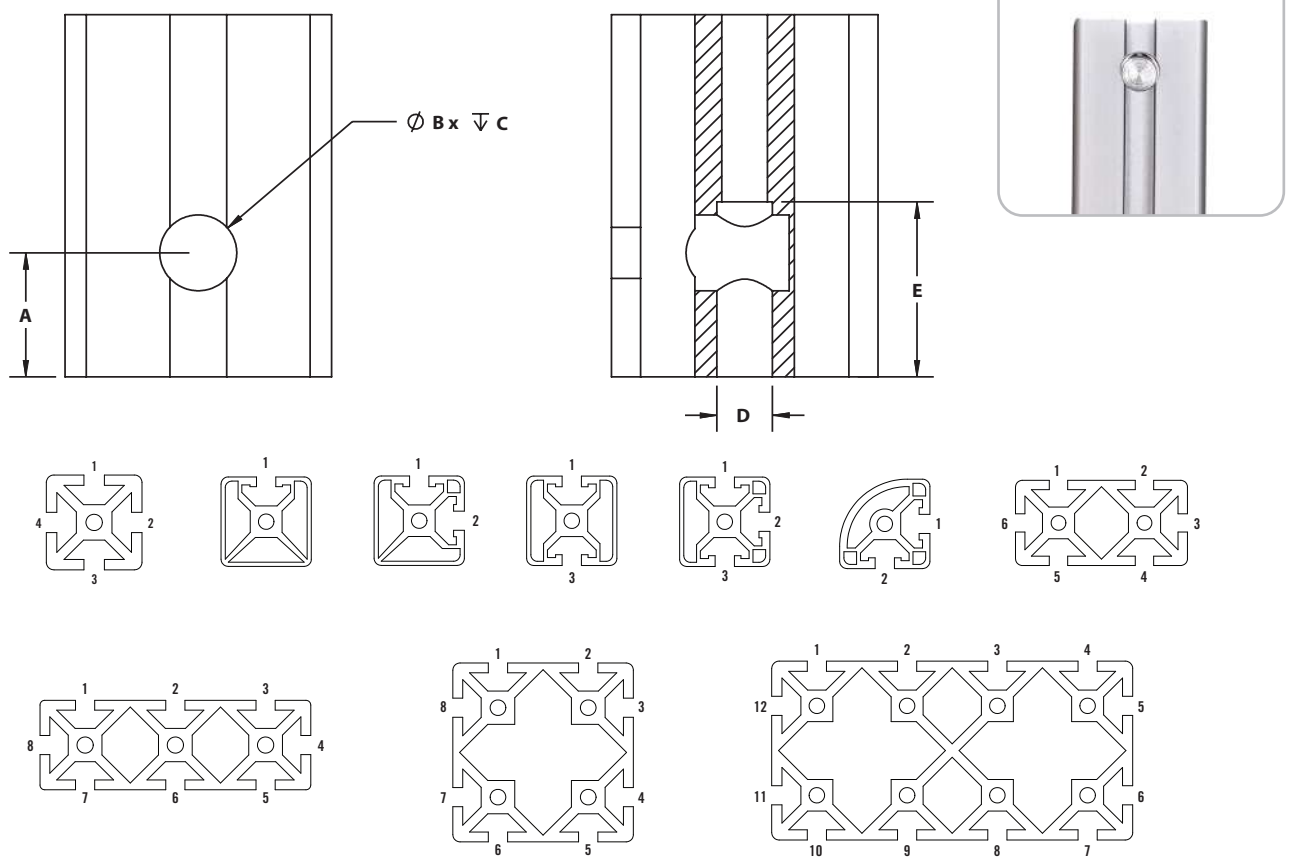


## CENTRAL CONNECTOR MACHINING

### CENTRAL CONNECTOR

ITEM #	SERIES	CONNECTOR ITEM #	A	B	C	D	E
670525	30	659893 & 682994	18.00 mm	11.00 mm	21.00 mm	7.90mm	30.00mm
670526	15/40	659893 & 682994	.593"	.433"	1.000"	.312"	1.181"
670527	45	659730, 659669	22.50 mm	17.00 mm	34.00mm	N/A	N/A

Central Connector



**ORDERING NOTE**

- Specify –
1. The extrusion item number or description
  2. The number of pieces to be drilled
  3. The length of the extrusion
  4. The machining service number
  5. The slot location at which the feature is required and the distance from end A"

**EXAMPLE**

A project requires that a central connector with through hole be used on a 30mm x 30mm extrusion. The hole will be 18mm from side "A" in slot 1. The machining service would look as follows:

ITEM #	QTY	MACHINING SERVICE NUMBER	LENGTH
670007	1	670525 A1/18mm	24"

◦ Machining tolerance is +/- .030"

# Machining Services

## PANELS AND WIRE MESH - CUT TO SIZE

ITEM #	MATERIAL	SERVICE TYPE
660062	Plastic Panels	Cutting Plastic Panels Any Side ≤ 48"
660063	Plastic Panels	Cutting Plastic Panels Any Side > 48"
660060	Shear Wire Mesh	Shearing Expanded Metal or Wire Mesh Any Side ≤ 48"
660061	Shear Wire Mesh	Shearing Expanded Metal or Wire Mesh Any Side > 48"

### ORDERING NOTE

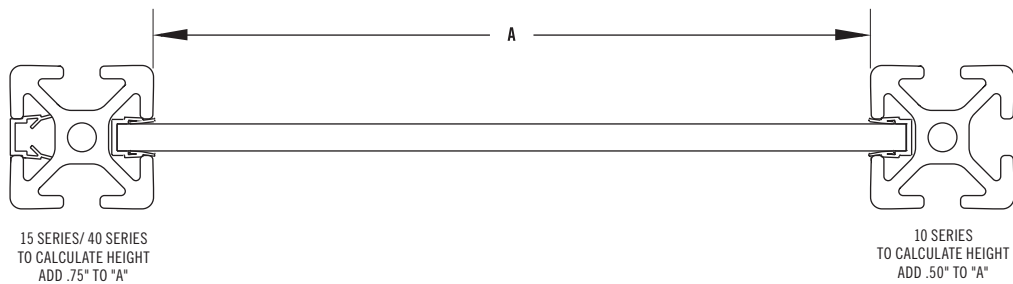
Panel saw cut requirements should be described by specifying the type of panel required and the size required in inches. Pricing is calculated on a square foot basis. The cutting charges will appear as a separate line item.

### EXAMPLE

A machine guard project requires 3 clear Lexan® panels, Item number 655433, cut to a size of 4' x 3'. This panel would be ordered as follows:

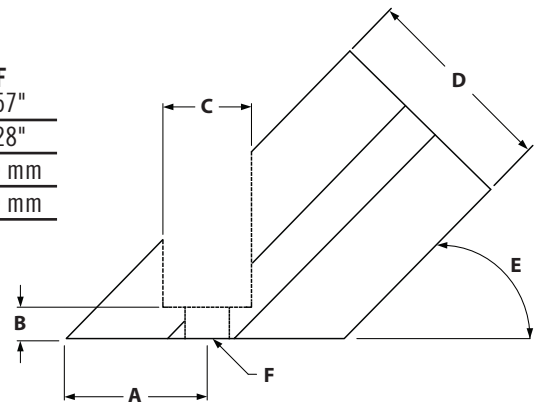
» *Cut tolerances for panels/wire mesh*  
**Plastic panels: +/- .125"**  
**Wire Mesh: +.125"/-.250"**

ITEM #	QTY	MACHINING SERVICE NUMBER	LENGTH
655433	3	660062 4' x 3'	36 sq. Feet



## MITER SAW CUTS AND COUNTERBORE

SERIES	A	B	C	D	E	F
10	.707"	.250"	.625"	1.000"	45°	.257"
15/40	1.125"	.250"	.750"	1.500"	45°	.328"
30	25.40 mm	6.40 mm	19.10 mm	30.00 mm	45°	8.30 mm
45	36.50 mm	9.50 mm	22.20 mm	45.00 mm	45°	8.30 mm



### RECOMMENDED FASTENERS

ITEM #	SERIES	QTY	BOLT	T-NUT	WASHER
651240	10	1 to 6	1/4-20 x 5/8" SHCS	Economy	Yes
651213	15	1 to 6	5/16-18 x 3/4" SHCS	Economy	Yes
651348	40	1 to 6	M8 x 20mm SHCS	Economy	Yes
651344, 651445, 651387	30	1 to 4	M8 x 16mm SHCS	Economy	Yes
651350, 651445, 651387	45	1 to 4	M8 x 25mm SHCS	Economy	Yes

## MITER SAW CUTS AND COUNTERBORE (CONTINUED)

FRACTIONAL & METRIC ONLY  
MITER CUTS (ITEM FOR ONE END ONLY)

ITEM #	PROFILE	EXTRUSION TYPE
660039	1010	1010, 1010-GR, 1010-QR, 1010-MONO, 1010-BIAD, 1010-BIOPP, 1010-TRI
660041	1020	1020, 1020GR
660042	2020	2020, 2020GR
660043	1030	1030
660044	2040	2040
660038	1515/4040	1575, 1515, 1515-G, 1515-L, 1515-LGR, 1515-VL, 1515-VLGR, 1515-MONO, 1515-BIAD, 1515-BIOPP, 1515-TRI, 1515-QR, 4040, 4040-L, 4040-VL, 4040-BIAD, 4040-BIOPP, 4040-TRI
660046	1530/4080	3075, 1530, 1530-GR, 1530-L, 1530-LGR, 4080, 4080-L, 4080-VL
660047	1545	1545
660054	3030/8080	3030, 3030-L, 3030-GR, 3030-LGR, 8080

MITER AND COUNTERBORE (ITEM FOR ONE END ONLY)

ITEM #	PROFILE	EXTRUSION TYPE
660050	1010	1010, 1010-GR, 1010-QR, 1010-MONO, 1010-BIAD, 1010-BIOPP, 1010-TRI
660053	1020	1020, 1020GR
660055	1030	1030
660049	1515/4040	1575, 1515, 1515-G, 1515-L, 1515-LGR, 1515-VL, 1515-VLGR, 1515-MONO, 1515-BIAD, 1515-BIOPP, 1515-TRI, 1515-QR, 4040, 4040-L, 4040-VL, 4040-BIAD, 4040-BIOPP, 4040-TRI
660056	1530/4080	3075, 1530, 1530-GR, 1530-L, 1530-LGR
660058	1545	1545

### ORDERING NOTE

Miter cut and counterbore requirements should be described by specifying:

1. The extrusion item number or description
2. The number of pieces to be miter cut
3. The length of the extrusion from longest corner to longest corner
4. The machining service number
5. The end(s) at which the machining is required and the face from which a bolt would be installed
6. The degree in which in need it cut to

Also, indicate the length of the finished profile from longest corner to longest corner. To specify the correct face on a 15 x 30 extrusion profile (where there are multiple T-Slots), specify only one of the T-Slot locations on that face. See page 474 for information on the correct end and T-Slot callouts.

### EXAMPLE - Miter Cut:

Two custom support brackets are required for your project, but you plan on counterboring the part yourself. You will use 15 x 30 extrusions that are 15" long from corner to corner. The machining service would look as follows:

ITEM #	QTY	MACHINING SERVICE NUMBER	LENGTH
650008	2	660046 A1-B1	15"

For preassembled 45° supports in 6", 12" and 24" lengths see page 159.

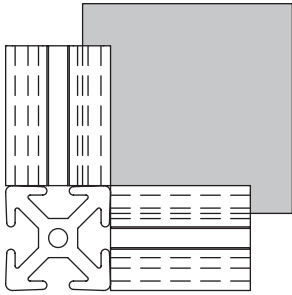
For custom 45° support brackets and other types of brackets, a miter saw cut and counterbore machining service is required.

◦ Machining tolerance is +/- .030"



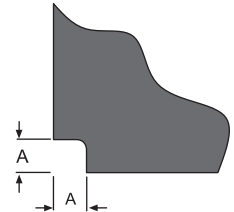
# Machining Services

## NOTCH PANEL FOR EXTRUSION CLEARANCE



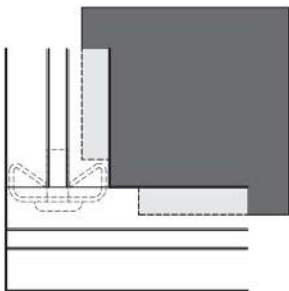
Panel notching gives clearance for perpendicularly mounted extrusions. This machining service is only needed when panels are installed in TSLOTS.

◦ Machining tolerance is +/- .030"



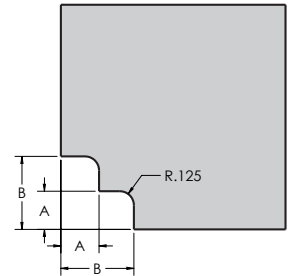
ITEM #	SERIES	TYPE	A
660098	10	Corner Notch	.347"
660099	15/40	Corner Notch	.500"

## NOTCH PANEL FOR END FASTENER CLEARANCE



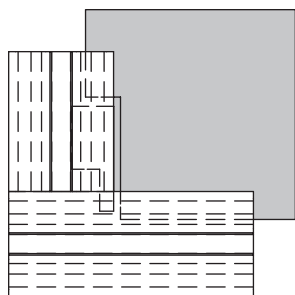
Panel notching gives clearance for end fastener. This machining service is only needed when panels are installed in TSLOTS.

◦ Machining tolerance is +/- .030"



ITEM #	SERIES	TYPE	A	B
660096	10	Corner Notch	.250"	.650"
660097	15/40	Corner Notch	.340"	.650"

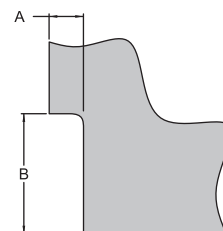
## NOTCH PANEL FOR ANCHOR FASTENER CLEARANCE



Panel notching gives clearance for anchor fastener. This machining service is only needed when panels are installed in TSLOTS.

Panel should be installed after the anchor fastener is tightened.

◦ Machining tolerance is +/- .030"



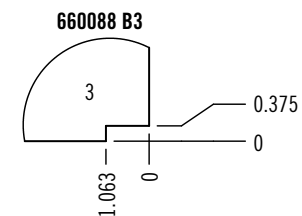
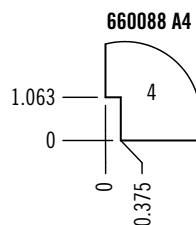
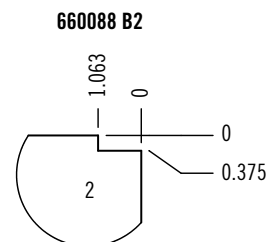
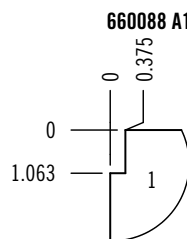

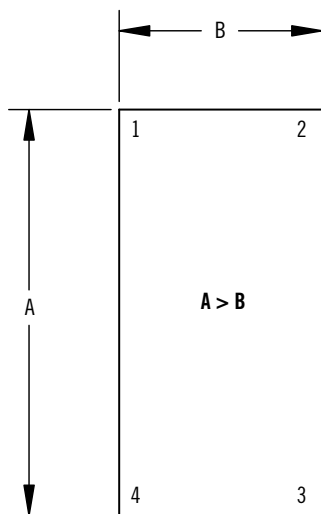
ITEM #	SERIES	TYPE	A	B
660088	10	Corner Notch	.375"	1.063"
660089	15/40	Corner Notch	.500"	1.750"

### EXAMPLE:

ITEM# QTY MACHINING SERV  
655433 4 660088 A1, 660088 B2, 660088 A4, 660088 B3

NOTE THAT SIDE A IS ALWAYS LONGER THAN SIDE B, AND THE LETTER LISTED IN THE SERVICE INDICATES WHICH DIRECTION THE LONGER NOTCH IS ORIENTED.

CORNER #1 IS ORIENTED BY PLACING THE PANEL AS SHOWN IN THE STD. PANEL EXAMPLE. ALL OTHER CORNERS ARE BASED OFF THIS CORNER BY NUMBERING THE PANEL CLOCKWISE





# 13 INDEX

# Index

ITEM	PAGE				
<b>CONNECT GUARDING</b>		650001	..... 27	650065	..... 360
		650002	..... 25	650066	..... 359
114456	..... 457	650003	..... 28	650067	..... 361
114457	..... 457	650004	..... 30	650068	..... 359
114458	..... 457	650005	..... 33	650070	..... 18
114459	..... 458	650006	..... 35	650071	..... 26
114460	..... 458	650007	..... 31	650072	..... 29
114461	..... 458	650008	..... 44	650074	..... 353
114462	..... 457	650009	..... 46	650080	..... 34
114463	..... 457	650010	..... 49	650081	..... 38
114464	..... 457	650011	..... 24	650082	..... 45
114465	..... 458	650012	..... 50	650083	..... 51
114466	..... 458	650013	..... 52	650084	..... 53
114467	..... 458	650014	..... 39	650100	..... 17
114468	..... 457	650015	..... 40	650101	..... 27
114469	..... 457	650016	..... 41	650102	..... 25
114470	..... 457	650017	..... 42	650103	..... 28
114471	..... 458	650018	..... 37	650105	..... 33
114472	..... 458	650019	..... 32	650106	..... 35
114473	..... 458	650020	..... 48	650108	..... 44
114474	..... 459	650021	..... 16	650109	..... 46
114475	..... 459	650022	..... 363	650110	..... 49
114476	..... 459	650032	..... 344	650112	..... 50
114477	..... 457	650033	..... 345	650113	..... 52
114478	..... 457	650034	..... 346	650114	..... 39
114479	..... 457	650036	..... 352	650115	..... 40
114480	..... 458	650037	..... 357	650116	..... 41
114481	..... 458	650038	..... 362	650117	..... 42
114482	..... 458	650039	..... 364	650132	..... 344
114483	..... 459	650040	..... 23	650133	..... 345
114484	..... 459	650041	..... 43	650134	..... 342
114485	..... 459	650042	..... 54	650136	..... 352
114486	..... 457	650045	..... 340	650137	..... 357
114487	..... 457	650046	..... 343	650139	..... 364
114488	..... 457	650047	..... 47	650145	..... 340
114489	..... 458	650048	..... 36	650146	..... 343
114490	..... 458	650049	..... 341	650147	..... 47
114491	..... 458	650050	..... 342	650148	..... 36
114492	..... 457	650051	..... 351	650170	..... 18
114493	..... 457	650052	..... 350	650171	..... 26
114494	..... 457	650054	..... 348	650184	..... 53
114495	..... 458	650055	..... 347	650232	..... 344
114496	..... 458	650056	..... 352	650245	..... 340
114497	..... 458	650057	..... 354	650248	..... 36
		650058	..... 355	651000	..... 113
		650059	..... 349	651002	..... 113
<b>Slatwall</b>		650060	..... 19	651003	..... 114
301901	..... 205,443	650061	..... 20	651004	..... 114
599900	..... 205,443	650062	..... 21	651005	..... 112
<b>650000</b>		650063	..... 22	651006	..... 108
650000	..... 17	650064	..... 365	651007	..... 108
				651008	..... 108
				651009	..... 110
				651010	..... 110
				651011	..... 108
				651012	..... 108
				651013	..... 110
				651014	..... 115
				651015	..... 108
				651016	..... 114
				651017	..... 110
				651018	..... 110
				651019	..... 108
				651020	..... 108
				651021	..... 108
				651022	..... 110
				651023	..... 108
				651024	..... 110
				651025	..... 108
				651026	..... 113
				651027	..... 110
				651028	..... 110
				651029	..... 110
				651030	..... 110
				651031	..... 110
				651036	..... 105
				651037	..... 105
				651038	..... 105
				651039	..... 105
				651041	..... 105
				651043	..... 105
				651044	..... 105
				651045	..... 105
				651048	..... 108
				651049	..... 110
				651050	..... 110
				651051	..... 108
				651052	..... 110
				651053	..... 108
				651054	..... 103
				651055	..... 108
				651056	..... 108
				651057	..... 110
				651058	..... 103
				651059	..... 110
				651060	..... 111
				651061	..... 111
				651062	..... 111
				651063	..... 103
				651064	..... 111
				651066	..... 103
				651072	..... 100



ITEM	PAGE						
651073	100	651144	113	651202	111	651291	106
651074	100	651145	104	651205	112	651292	106
651075	100	651146	104	651206	111	651293	110
651076	100	651147	104,388	651207	112	651294	99
651077	115	651148	104	651209	111	651295	110
651078	115	651149	104	651210	113	651296	108
651079	115	651150	109	651213	111	651297	110
651080	114	651151	109	651215	112	651298	108
651081	114	651152	109	651216	109	651299	110
651082	114	651153	103	651217	112	651300	108
651083	114	651154	103,387	651224	113	651301	110
651084	137	651155	109	651228	113	651302	108
651090	137	651156	109	651234	111	651303	110
651095	99	651157	101	651235	111	651304	108
651096	99	651158	101	651236	111	651305	110
651097	99	651159	106	651240	111	651306	108
651098	99	651160	106,388	651241	111	651308	100
651099	99	651161	106	651245	101	651310	115
651100	99	651162	104	651246	101	651316	99
651101	101	651163	99	651247	101	651317	101
651102	101	651164	113	651248	101	651318	101
651103	101	651166	113	651249	108	651321	99
651104	100	651169	113	651250	110	651322	99
651105	99	651170	104	651251	108	651323	101
651106	100	651171	109	651252	110	651324	102
651107	103	651172	109	651253	108	651325	101
651117	111	651173	104	651254	110	651326	101
651118	111	651174	104	651255	103	651327	106
651119	111	651175	111	651256	108	651328	106
651120	111	651176	109	651257	110	651329	106
651121	111	651177	109	651258	109	651330	106
651122	101	651178	112	651259	108	651331	99
651123	101	651179	112	651260	110	651332	291,391
651124	101	651180	112	651261	103	651333	290,390
651125	101	651181	112	651262	110	651334	291,391
651126	101	651182	112	651265	109	651335	290,390
651127	113	651183	112	651266	109	651336	100
651128	113	651184	112	651267	111	651337	291,391
651129	113	651185	112	651268	111	651338	291,391
651130	113	651186	112	651274	109	651340	290,390
651132	113	651187	112	651277	115	651341	290,390
651134	113	651188	112	651278	115	651342	291,391
651135	113	651190	109	651279	114	651343	290,390
651136	113	651192	109	651280	114	651344	291,391
651137	106	651193	109	651281	104	651345	290,390
651138	106	651194	109	651284	108	651346	291,391
651139	106	651195	109	651286	110	651347	290,390
651140	106	651197	109	651287	99	651350	291,391
651141	113	651198	112	651288	99	651351	290,390
651142	113	651199	111	651289	106,388	651352	295,394
651143	113	651201	111	651290	106	651353	295,394

# Index

ITEM	PAGE		
651354	291,391	651489	110
651366	99,288,385	651490	109
651367	99,288,385	651495	105,389
651371	101,386	651500	104
651372	101,386	651501	105
651373	101	651502	389
651378	389	651506	391
651379	389	651507	391
651380	389	651508	391
651381	389	651512	392
651386	99	651515	293,393
651387	295,394	651516	293,393
651388	295,394	651517	293,393
651393	100,385	651518	293,393
651395	100,385	651521	391
651398	100	651522	419
651400	100	651523	419
651402	101	651524	419
651403	101	651525	419
651406	99	651526	419
651418	106,388	651527	420
651421	102,386	651528	420
651422	106	651529	420
651424	104,388	651530	420
651425	102,386	651531	421
651426	392	651532	421
651427	100	651533	421
651428	106	651534	421
651429	106	651535	421
651435	101	651540	112
651445	99, 288,385	651541	292,392
651461	385	651542	291,392
651462	108	651545	112
651463	108	651546	291,391
651465	99	651549	293,393
651466	112	651550	295,394
651467	102	651551	387
651468	102	651552	292,392
651469	102	651553	291,392
651471	102	651559	114
651472	102	651560	99
651479	110	651562	291,392
651474	114	651563	292,392
651475	100,379	651564	292,392
651477	100	651565	104,388
651482	112	651566	104
651483	111	651568	105
651485	112	651570	290,390
651486	112	651571	293,393
651487	112	651572	293,393
651488	111	651573	291,391
		651574	293,393
		651575	291,391
		651576	293,393
		651577	291,391
		651578	293,393
		651579	290,390
		651580	290,390
		651581	290,390
		651582	293,393
		651593	390
		651594	390
		651595	390
		651596	390
		651597	392
		651598	392
		651599	392
		651600	392
		651601	390
		651602	390
		651603	391
		651604	391
		651605	391
		651606	391
		651607	391
		651608	392
		651609	392
		651610	392
		651611	392
		651612	392
		651613	392
		651614	392
		651615	290,390
		651616	291,391
		651617	388
		651623	387
		651625	286, 384
		651626	386
		651633	103,387
		651634	113
		651635	113
		651636	113
		651637	113
		651642	102
		651643	102
		651644	102
		651645	102
		651646	102,386
		651647	102,386
		651648	102,386
		651649	213
		651650	111
		651651	111
		651652	111
		651653	111
		651654	111
		651661	290,390
		651680	293,393
		651682	99
		651701	292
		651702	292
		651703	289
		651704	289
		651705	292
		651706	290
		651707	290
		651708	291
		651709	390
		651711	387
		651712	387
		651713	387
		651721	111
		651722	109
		651723	111
		651726	109
		651727	109
		651728	293,393
		651729	393
		651730	111
		651731	111
		651732	111
		651733	111
		651735	111
		651736	111
		651737	111
		651738	111
		651739	293
		651740	293
		651741	393
		651742	293
		651743	292
		651744	292
		651745	292
		651746	292
		651747	290
		651748	291
		651749	291
		651750	290
		651751	290
		651753	290
		651754	292
		651755	292
		651757	290

ITEM	PAGE						
651758	292	653047	58	653113	163	653168	81
651759	292	653049	79	653114	164	653169	62
651760	293	653050	62	653115	175	653170	170
651761	292	653051	64	653116	174	653171	65
651762	292	653052	60	653117	174	653172	173
651763	292	653054	72	653118	181	653173	78
651764	292	653055	71	653119	177	653174	78
651766	289	653056	58	653120	180	653176	165
651767	391	653057	75	653121	180	653177	88
651768	393	653062	80	653122	178	653178	86
651771	390	653064	77	653123	61	653180	173
651772	391	653065	77	653124	66	653181	177
651773	393	653066	76	653125	63	653182	74
651781	111	653069	59	653126	58	653183	74
651782	111	653070	172	653127	66	653184	75
651783	289	653071	63	653128	61	653185	181
651784	290	653072	81	653129	66	653186	182
651788	391	653073	62	653130	67	653187	80
651789	293	653074	170	653131	67	653188	182
651790	293	653075	65	653132	63	653189	183
651791	292	653076	173	653133	58	653190	183
651792	293	653077	78	653134	66	653191	184
651793	390	653078	78	653135	60	653192	81
651794	109	653082	173	653136	58	653193	87
651795	109	653083	177	653137	62	653194	89
651796	109	653084	74	653138	64	653195	171
651797	109	653085	74	653139	72	653196	171
651798	109	653086	75	653140	71	653197	73
651799	109	653087	181	653141	71	653198	73
651800	109	653088	182	653142	84	653199	72
651801	109	653089	80	653143	84	653200	82
651802	109	653090	182	653144	79	653203	64
651803	290	653094	81	653145	85	653204	61
651804	291	653095	171	653146	79	653205	164
651805	291	653096	171	653147	172	653206	169
651806	109	653097	172	653148	87	653207	168
653000	175	653098	73	653149	85	653208	163
653001	176	653099	73	653153	75	653209	168
653002	176	653100	72	653154	169	653210	163
653012	67	653101	169	653155	170	653211	164
653013	68	653102	170	653156	170	653212	175
653014	65	653103	82	653158	80	653213	174
653015	68	653104	170	653159	76	653214	174
653016	69	653105	165	653160	77	653218	181
653022	165	653106	64	653161	77	653219	177
653023	166	653107	61	653162	76	653220	180
653024	166	653108	164	653163	88	653221	180
653034	59	653109	169	653164	86	653222	178
653035	60	653110	168	653165	59	653223	175
653045	60	653111	163	653166	172	653224	176
653046	71	653112	168	653167	63	653225	176

# Index

ITEM	PAGE		
653235	67	654204	61
653236	68	654272	90
653237	65	654275	160
653238	68	654276	160
653239	69	654278	160
653243	82	654281	151
653245	165	655000	137
653246	166	655005	137
653247	166	655010	137
653257	59	655015	137
653258	60	655020	137
653268	90	655025	137
653269	91	655030	137
653270	93	655035	137
653271	93	655040	137
653272	90	655045	137
653273	92	655050	134,411
653274	91	655051	129,406
653275	92	655053	129,405
653291	89	655057	134
653292	69	655058	126,404
653293	70	655059	126,3404
653294	70	655060	126
653326	381	655061	129,405
653327	381	655062	120
654046	71	655063	120
654052	60	655064	121
654056	58	655065	133
654073	62	655066	133,411
654075	65	655067	130,407
654085	74	655068	127,404
654126	58	655070	119
654133	58	655071	119
654135	60	655072	119
654136	58	655073	119
654139	72	655074	120
654141	71	655075	119
654158	80	655076	127
654161	77	655077	124,401
654164	86	655078	124
654165	59	655081	126
654169	62	655082	126,399
654171	65	655083	126
654174	78	655085	130,407
654183	74	655087	131,408
654188	135	655089	119
654190	135	655090	119
654193	87	655091	119
654199	72	655092	119
654200	82	655093	120
654203	64	655094	119
		655095	138
		655096	138,314,413
		655097	121
		655098	121
		655099	121
		655100	120
		655101	120
		655102	121
		655103	130,406
		655105	139,416
		655106	139,416
		655110	202,441
		655111	202
		655112	202,441
		655113	202
		655117	131,407
		655118	130,407
		655120	158
		655121	158
		655122	158
		655123	158
		655124	158
		655125	143
		655126	158
		655127	158
		655128	158
		655129	158
		655130	158
		655131	159
		655132	159
		655133	159
		655135	158
		655136	159
		655137	152
		655140	141
		655141	141
		655142	143
		655143	143
		655144	143
		655145	143
		655146	143
		655147	143
		655148	142
		655149	142
		655150	140
		655151	141
		655165	153
		655166	153
		655167	153
		655168	153
		655169	154
		655170	154
		655171	154
		655172	154
		655173	154
		655174	155
		655175	154
		655176	155
		655177	155
		655178	154
		655179	155
		655180	154
		655185	153
		655186	153
		655187	153
		655188	135,410,477
		655189	135,477
		655190	135,410,477
		655191	135,477
		655221	228
		655222	228
		655223	228
		655224	228
		655225	146
		655226	146
		655227	146
		655228	146
		655229	146
		655230	146
		655231	146
		655232	146
		655233	146
		655234	146
		655235	146
		655236	146
		655237	146
		655239	147,417
		655241	147,417
		655243	147,417
		655245	147,417
		655247	147,417
		655249	147,417
		655250	148,418
		655251	148,418
		655252	148,418
		655253	148,418
		655254	150,419
		655256	139
		655257	139
		655258	140
		655259	140
		655260	158

ITEM	PAGE						
655261	158	655326	197	655381	161	655479	229
655262	159	655327	200	655382	161	655480	230
655263	159	655328	199	655383	161	655481	230
655264	158	655329	195	655384	161	655520	138
655265	158	655330	195	655424	188,328,430	655521	138
655266	159	655331	136,412	655425	188,328,430	655522	138
655267	160	655332	136,412	655426	188,328,430	655523	138,416
655268	160	655333	136,412	655427	188,328,430	655524	138,416
655269	160	655334	136,412	655428	188,328,430	655525	138,416
655270	160	655335	136,412	655429	188,328,430	655526	138,416
655271	160	655336	136,412	655430	188,328,430	655527	138,416
655272	160	655337	136,412	655431	188,328,430	655528	138,416
655273	160	655338	136,412	655432	188,328,430	655562	128,405
655274	160	655339	136,412	655433	188,328,430	655634	154
655275	160	655340	136,412	655434	188,328,430	655639	202
655276	160,425	655341	136,412	655435	188,328,430	655657	422
655277	160	655342	136,412	655436	189,329,431	655658	156
655278	160	655343	196	655437	189,329,431	655659	157
655279	151	655344	196	655438	190,330,432	655660	156
655280	151	655345	196	655439	190,330,432	655661	422
655281	151	655346	196	655440	190,330,432	655662	156
655285	201,441	655347	198	655441	190,330,432	655663	157
655286	193	655348	200	655442	190,330,432	655664	157
655287	151	655349	198	655443	190,330,432	655665	157
655288	193	655350	200	655444	190,330,432	655679	125
655289	194	655351	198	655445	190,330,432	655680	125,402
655290	201,441	655352	200	655446	190,330,432	655681	193
655291	194,436	655353	198	655447	190,330,432	655690	189,329,431
655292	197	655354	200	655448	188,328,430	655691	189,329,431
655293	197	655355	161	655449	188,328,430	655695	189,329,431
655294	195	655356	161	655450	190,330,432	655703	313
655295	195	655357	161	655451	190,330,432	655714	150
655296	200	655358	161	655452	190,330,432	655715	152
655297	200	655359	161	655454	190,330,432	655741	435
655298	199	655360	161	655457	191,331,433	655744	149
655299	199	655361	161	655458	149	655760	203,440
655300	143	655362	161	655459	149	655761	203,440
655301	143	655363	161	655460	149	655762	139,415
655302	143	655364	161	655461	149	655764	144
655303	140	655365	161	655462	149	655766	155,425
655304	141	655366	161	655463	149	655767	402
655307	142	655367	161	655464	149	655768	124,400
655308	142	655368	161	655465	149	655769	133
655312	201,335,442	655369	161	655471	132,408	655770	125
655316	191,331,433	655370	161	655472	229	655771	125
655317	191,331,433	655371	161	655473	230	655772	125
655318	191,331,433	655372	161	655474	229	655773	125
655319	191,331,433	655373	161	655475	230	655774	125
655323	197	655374	161	655476	229	655775	401
655324	200	655375	161	655477	230	655776	401
655325	199	655380	161	655478	230	655779	421

# Index

ITEM	PAGE		
655782	153	657043	466
655783	420	657054	132
655784	154	657055	216
655786	421	657056	218
655789	153	657057	218
655790	420	657058	218
655792	154	657059	219
655794	421	657060	219
655797	153	657073	225
655798	420	657075	225
655801	154	657079	226,451
655802	421	657080	226,451
655804	154	657081	226,451
655806	421	657082	227,452
655808	153	657083	227,452
655812	154	657087	132,411
655814	421	657092	216
655815	107	657093	216
655818	191,331,433	657095	218
655827	203,440	657096	218
655830	191,331,433	657097	217
655836	297	657098	217
655837	297	657106	226
655857	191,331,433	657107	227
657000	465	657108	227
657001	466	657123	225,450
657002	465	657127	225
657004	465	657133	224
657005	465	657134	224
657008	466	657135	224
657010	466	657136	224
657011	467	657137	224
657012	467	657138	224
657014	464	657139	224
657015	464	657140	224
657022	465	657143	467
657023	465	657144	467
657024	465	657145	467
657025	465	657146	467
657030	464	657147	221
657031	465	657148	220
657032	465	657149	221
657033	465	657150	219
657034	465	657151	219
657035	464	657152	220
657036	466	657153	220
657037	467	657154	221
657038	467	657155	221
657039	467	657156	219
657040	467	657157	219
657042	467	657158	220
		657166	446
		657167	446
		657168	447
		657169	132,409
		657175	223
		657176	447
		657177	450
		657181	467
		658017	112
		658136	83
		658213	83
		658467	291,391
		658588	110
		658589	110
		658590	110
		658591	110
		658592	291,391
		658829	83
		659006	471
		659007	471
		659008	471
		659009	471
		659010	471
		659011	471
		659012	208
		659013	208
		659014	208
		659015	208
		659016	208
		659017	208
		659018	208
		659019	210
		659020	208
		659021	212
		659022	212
		659023	209
		659024	209
		659025	209
		659026	209
		659027	209
		659028	209
		659029	209
		659030	210
		659031	212
		659033	212
		659035	212
		659044	211
		659045	211
		659046	211
		659047	211
		659049	211
		659050	211
		659051	211
		659052	211
		659054	415
		659055	415
		659057	415
		659059	376
		659060	371
		659062	158
		659232	290,390
		659432	152
		659433	150
		659669	296
		659730	296
		659893	296
		659929	290,390
		<b>660000</b>	
		660000	483
		660001	483
		660002	483
		660003	483
		660004	483
		660005	483
		660006	483
		660007	483
		660008	483
		660009	484
		660010	484
		660011	484
		660012	484
		660013	483
		660014	484
		660016	484
		660017	484
		660018	484
		660019	484
		660020	488
		660021	488
		660022	488
		660023	488
		660024	484
		660025	484
		660026	484
		660027	484
		660028	486
		660029	486
		660030	484
		660031	484
		660032	484
		660033	484

ITEM	PAGE						
660034	484	660184	484	662056	470	662110	474
660035	484	660185	486	662057	470	662111	474
660036	484	660186	486	662060	470	662112	470
660037	484	660187	486	662061	470	662114	475
660038	495	660189	485	662062	470	662115	475
660039	495	660190	484	662063	470	662116	475
660040	484	662001	103,389	662064	470	662117	475
660041	495	662002	103,389	662065	470	662120	470
660042	495	662005	107	662066	470	662121	470
660043	495	662008	472	662067	470	662130	471
660044	495	662009	472	662068	470	662131	470
660046	495	662010	472	662069	470	662132	476
660047	495	662011	472	662070	470	662133	476
660049	495	662012	472	662071	470	662134	473
660050	495	662013	472	662072	470	662135	473
660053	495	662014	472	662073	470	662136	473
660054	495	662015	472	662075	107	662137	473
660055	495	662016	472	662076	470	662138	473
660056	495	662017	472	662077	470	662139	473
660058	495	662018	472	662078	472	662140	473
660060	488	662019	472	662079	472	662141	473
660061	488	662020	472	662080	474	662142	470
660062	488	662021	472	662081	474	662143	470
660063	488	662022	472	662082	474	662146	470
660086	491	662023	472	662083	474	662147	470
660088	497	662024	472	662084	464	662148	472
660089	497	662025	472	662085	470	662154	470
660091	490	662026	472	662086	476	662164	474
660092	222,448	662027	472	662087	476	664000	374
660093	222	662028	472	662088	476	664001	370
660096	496	662029	472	662089	476	664002	372
660097	496	662034	470	662090	476	664003	368
660098	496	662035	470	662091	476	664004	370
660099	496	662036	470	662092	475	664005	368
660105	486	662037	470	662093	475	664006	368
660106	486	662040	470	662094	476	664007	369
660107	486	662041	470	662095	476	664016	425
660108	486	662042	470	662096	476	664027	372
660109	486	662043	470	662097	476	664029	377
660110	486	662044	470	662098	475	664031	423
660111	486	662045	470	662099	475	664032	373
660121	484	662046	470	662100	476	664038	371
660123	486	662047	470	662101	476	664039	437
660124	485	662048	470	662102	476	664041	375
660129	483	662049	470	662103	476	664043	423
660139	489	662050	470	662104	473	664044	423
660146	423	662051	470	662105	473	664045	423
660159	486	662052	470	662106	473	664046	423
660168	489	662053	470	662107	473	664047	423
660182	484	662054	470	662108	474	664048	423
660183	484	662055	470	662109	474	664049	376

# Notes

ITEM	PAGE						
664050	375	670074	267	671002	313	671068	286
664051	379	670075	244	671003	313	671069	286
664053	379	670076	243	671004	313	671070	286
664054	380	670077	245	671006	313	671071	286
664057	374	670078	246	671007	313	671072	128,304,410
664066	440	670079	240	671008	313	671073	128,304,410
664067	424	670080	252	671009	313	671074	128,304,410
664068	424	670081	251	671013	313	671075	306
664069	439	670082	253	671015	304	671076	311
664077	377	670083	250	671016	304	671077	307
664079	378	670084	239	671017	303	671078	135,314,413
664080	380	670085	238	671018	138,310,407	671079	135,314,413
664082	438	670086	268	671019	313	671086	306
664084	162	670107	236	671020	313	671089	145,308,414
664085	162	670117	242	671021	335	671090	308
664086	162	670118	260	671022	335	671091	308
664087	162	670130	248	671023	336	671092	308
664088	320,426	670143	256	671024	336	671095	317
664089	323,427	670157	263	671025	314	671096	317
664110	403	670207	236	671027	307	671099	317
664111	102,387	670230	248	671028	307	671100	317
664112	102,387	670500	483	671029	307	671101	318
664113	102,387	670501	483	671030	307	671102	320
664114	102	670502	483	671031	305	671103	321,426
664115	102	670503	483	671032	305	671105	322
664116	102	670504	483	671033	307	671106	321
664204	438	670505	483	671041	307	671107	322
664205	439	670506	483	671042	145,414	671108	323,427
664206	440	670507	483	671043	204,337,442	671110	324
670000	234	670508	483	671044	204,337,442	671111	324
670004	235	670509	484	671046	194,334,436	671112	294
670007	236	670510	484	671047	194,334,436	671113	294
670008	237	670511	484	671048	334	671114	294
670015	241	670512	484	671049	334	671115	294
670017	242	670513	484	671050	303	671126	312
670018	260	670514	484	671052	287	671128	312
670030	248	670515	484	671053	287	671130	312
670031	249	670516	484	671054	287	671132	312
670032	255	670517	486	671055	287	671144	312
670037	254	670518	486	671056	287	671146	312
670043	256	670519	486	671057	287	671148	312
670044	257	670520	486	671058	287	671150	312
670050	261	670521	486	671059	287	671152	312
670051	258	670523	492	671060	287	671196	312
670052	259	670524	492	671061	287	671198	312
670053	262	670525	493	671062	287	671200	312
670057	263	670526	493	671063	287	671202	312
670067	247	670527	493	671064	286	671204	312
670070	264	670528	484	671065	286	671206	277
670071	266	671000	313	671066	286	671207	277
670072	265	671001	313	671067	286	671208	318



ITEM	PAGE						
671210	272	671282	302	671377	289	671653	144,315
671211	272	671289	301	671378	289	671654	144,315,395
671212	272	671307	287	671379	289	671655	315
671213	272	671308	287	671380	289	671673	271
671214	272	671309	287	671381	289	671680	412
671217	272	671310	287	671384	300	671682	295
671218	272	671315	286	671386	300	671688	278
671219	272	671317	286	671390	300	671689	278
671220	273	671324	286	671392	300	671690	277
671222	273	671325	286,302	671396	300	671691	277
671223	273	671326	286	671398	300	671692	279
671224	274	671327	286	671408	300	671693	279
671225	274	671332	288	671410	300	671694	279
671227	274	671334	288	671418	300	671695	279
671228	274	671335	288	671425	300	671696	280
671229	274	671336	288	671461	300	671697	280
671230	275	671337	288	671475	300	671700	280
671231	275	671338	288	671479	300	671701	280
671232	275	671339	288	671493	300	671704	319
671233	311	671340	288	671495	300	671705	319
671234	310	671341	288	671499	300	671706	281
671235	310	671342	288	671596	301	671707	281
671236	334	671343	288	671597	301	671708	281
671237	334	671344	288	671598	301	671709	281
671238	334	671345	288	671599	301	671710	282
671240	334	671346	288	671600	297	671711	282
671241	334	671347	288	671602	297	671712	282
671242	334	671348	288	671605	297	671713	282
671247	301	671349	288	671606	293	671714	333
671248	302	671350	288	671607	293	671715	333
671249	302	671351	288	671608	309	671716	319
671250	301	671352	289	671609	309	671717	319
671251	302	671354	289	671610	295	671724	316
671252	302	671356	289	671612	313	671728	369
671253	301	671358	289	671613	313	671729	373
671254	302	671360	289	671614	313	671730	374
671255	302	671362	289	671615	313	671734	415
671256	301	671363	289	671631	276	671735	415
671257	302	671364	289	671632	276	671745	272
671258	302	671365	289	671633	276	671746	369
671259	301	671366	289	671634	276	671747	369
671260	302	671367	289	671635	272	671761	288
671261	302	671368	289	671637	325	680015	291,391
671274	301	671369	289	671638	325	680465	152
671275	302	671370	289	671639	307	680466	150
671276	302	671371	289	671640	315	680597	295,394
671277	301	671372	289	671643	316	681379	291,391
671278	302	671373	289	671644	316	681430	290,390
671279	302	671374	289	671645	316	681443	94
671280	301	671375	289	671646	294	681813	295,394
671281	302	671376	289	671647	316	681883	290,384

# Notes

ITEM	PAGE		
681916	150,419	699697	399
681917	150,419	699698	399
682660	291,391	699699	399
682825	378	699726	123
682847	435	699727	123
682865	400	699730	123
682882	190,330,432	699731	123
682883	188,328,430	699732	123
682884	188,328,430	699733	123
682888	288,385	699735	122
682924	393	699736	122
682961	292,393	699737	122
682994	296	699738	122
683044	290,390	699739	122
683074	292,393	699740	467
683139	114,394	699769	131,409
683159	291,391	699778	278
683160	291,391	699932	291,391
683161	291,391	699933	291,391
683162	291,391	699936	290,390
683163	290,390	699939	290,390
683164	290,384		
683210	290,390		
683422	114,394		
683512	290,390		
683553	395		
683581	293,393		
683583	395		
683584	309		
683585	403		
683586	403		
683587	305		
683604	403		
683605	403		
683619	395		
686001	461		
686002	461		
686003	461		
686004	461		
686005	461		
686006	461		
686007	461		
686008	461		
699689	398		
699690	398		
699691	398		
699692	398		
699693	398		
699694	399		
699695	399		
699696	399		





[www.mfcp.com](http://www.mfcp.com)

 **T S L O T S**<sup>®</sup>  
BY BONNELL ALUMINUM

PO BOX 160350  
1201 S. Freeport Industrial Pkwy  
Clearfield, UT 84015

801.773.6282  
800.824.2049 TOLL FREE  
800.722.3226 TOLL FREE FAX

[www.tslots.com](http://www.tslots.com)