

# Screw to Connect Coupling 59 Series

High Pressure Non-Spill Quick Couplings  
with Enhanced Performance Features



## Quickly and Easily Connect Under Residual Pressure

Parker's 59 Series couplings are ideal for use in high impulse applications with multiple high pressure hydraulic lines that require repeated disconnection and connection under residual pressure.

The robust ACME thread has a double start feature and allows full connection to be quickly completed in 2-1/2 turns. The size and shape of the heavy duty ACME thread makes it resistant to damage, easier to clean, and ready to perform. An internal bearing between the collar and body eases resistance and minimizes the challenge of handling pressurized lines.

59 Series couplings are built to make the most demanding hydraulic connections easy to manage.



## Contact Information: 59 Series Features:

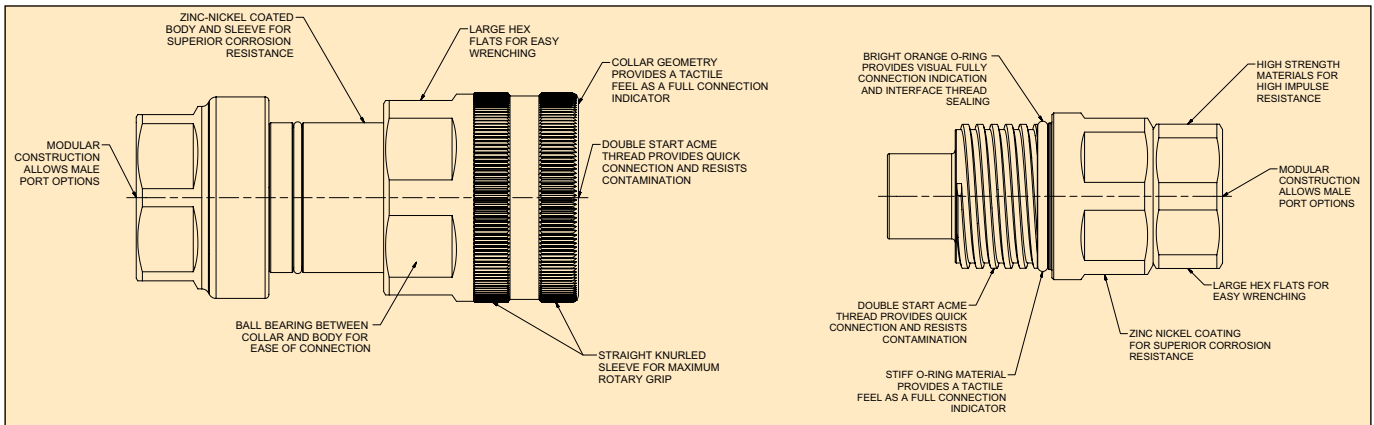
Parker Hannifin Corporation  
**Quick Coupling Division**  
8145 Lewis Road  
Minneapolis, MN 55427

phone 763 544 7781  
fax 763 544 3418  
qcdorders@parker.com  
[www.parker.com/quickcouplings](http://www.parker.com/quickcouplings)

- Up to 6000 psi operating pressure
- Connect under residual pressure up to 5000 psi
- Disconnect under residual pressure up to 2500 psi
- Double start ACME threads provide a quick and strong connection
- High impulse resistance
- High strength materials
- Zinc nickel coating for extended durability and corrosion resistance
- Internal bearing eases handling of pressurized lines
- Visual and tactile confirmation when fully connected



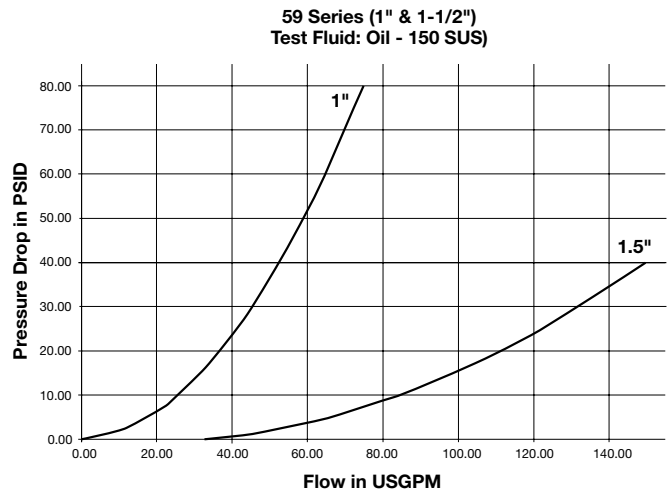
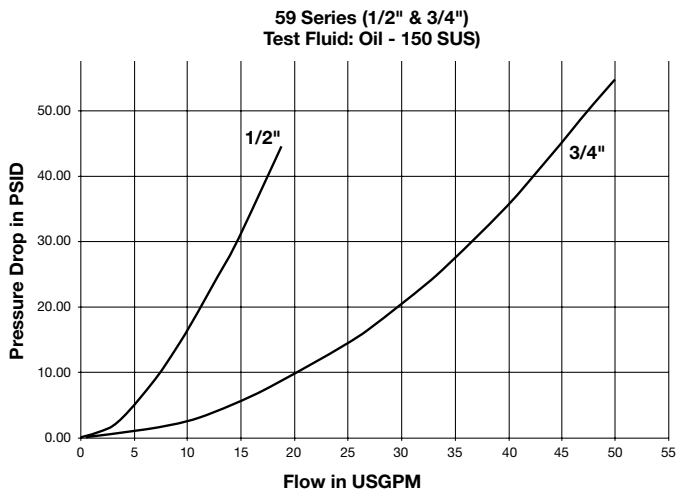
ENGINEERING YOUR SUCCESS.



### 59 Series Specifications

Temperature Range	Seal Material	Body Material	Valve Material	Sleeve Type	Plating
-40° to +250° F	Nitrile/Polyurethane	Steel	Stainless Steel	Thread to Connect	Zinc Nickel Plating / FNC Coating

### Performance



### 59 Series Dust Caps and Plugs

Body Size	Nipple Dust Cap	Coupler Dust Plug
1/2	595DC-01	595DP-01
3/4	597DC-01	597DP-01
1	5910DC-01	5910DP-01
1 1/2	5915DC-01	5915DP-01

**Replacement (Orange) O-Ring for 59 Series Nipple Body**

Body Size	O-Ring Part Number	Reference Nipple Part Number
1/2	4317-2-219	59-502-XXX
3/4	4317-2-224	59-752-XXX
1	4317-2-226	59-1002-XXX
1 1/2	4317-2-234	59-1502-XXX

## 59 Series Couplers



1/2" Body Size

Body Size	Coupler Part Number	Port End	Length (in)	Dia. (in)	Wrench Flats W1	Wrench Flats W2	Weight (lbs.)	Rated Pressure (psi)
1/2	59-501-8FP	1/2 - 14 NPSF	3.70	2.05	1 1/2"	1 7/8"	1.35	6000
1/2	59-501-8FO	3/4 - 16 UNF	3.74	2.05	1 1/2"	1 7/8"	1.37	6000
3/4	59-751-12FP	3/4 - 14 NPTF	5.53	2.49	2 3/8"	2"	3.72	6000
3/4	59-751-12FO	1 1/16 - 12 UNF	5.34	2.49	2 3/8"	2"	3.68	6000
1	59-1001-16FP	1 - 11 1/2 NPTF	5.82	2.75	65 mm	2 3/16"	4.82	6000
1	59-1001-16FO	1 5/16 - 12 UNF	5.82	2.75	65 mm	2 3/16"	4.77	6000
1 1/2	59-1501-20FP	1 1/4 - 11 1/2 NPTF	7.08	3.74	90 mm	2 5/8"	9.92	5000
1 1/2	59-1501-20FO	1 5/8 - 12 UNF	7.08	3.74	90 mm	2 5/8"	9.67	5000
1 1/2	59-1501-24FP	1 1/2 - 11 1/2 NPTF	7.08	3.74	90 mm	2 5/8"	9.92	5000
1 1/2	59-1501-24FO	1 7/8 - 12 UNF	7.08	3.74	90 mm	2 5/8"	9.67	5000

## 59 Series Nipples



1/2" Body Size

Body Size	Coupler Part Number	Port End	Length (in)	Dia. (in)	Wrench Flats W1	Wrench Flats W2	Weight (lbs.)	Rated Pressure (psi)
1/2	59-502-8FP	1/2 - 14 NPSF	3.50	1.88	1 3/4"	1 1/8"	1.07	6000
1/2	59-502-8FO	3/4 - 16 UNF	3.50	1.88	1 3/4"	1 7/8"	1.07	6000
3/4	59-752-12FP	3/4 - 14 NPTF	4.65	2.31	55 mm	2"	2.81	6000
3/4	59-752-12FO	1 1/16 - 12 UNF	4.77	2.31	55 mm	2"	2.87	6000
1	59-1002-16FP	1 - 11 1/2 NPTF	5.12	2.75	65 mm	2 3/16"	4.42	6000
1	59-1002-16FO	1 5/16 - 12 UNF	5.12	2.75	65 mm	2 3/16"	4.38	6000
1 1/2	59-1502-20FP	1 1/4 - 11 1/2 NPTF	5.94	3.75	75 mm	2 5/8"	8.33	5000
1 1/2	59-1502-20FO	1 5/8 - 12 UNF	5.94	3.75	75 mm	2 5/8"	8.29	5000
1 1/2	59-1502-24FP	1 1/2 - 11 1/2 NPTF	5.94	3.75	75 mm	2 5/8"	8.33	5000
1 1/2	59-1502-24FO	1 7/8 - 12 UNF	5.94	3.75	75 mm	2 5/8"	8.29	5000



© 2018 Parker Hannifin Corporation

Bulletin 3800-59 /USA 10/18 QCD

Authorized Distributor

800-525-9085  
[www.mfcpinco.com](http://www.mfcpinco.com)



ENGINEERING YOUR SUCCESS.

